

bcn
BENEDETTI LIGHTING



Core & More

1959



2026

1959

2026



Tradizione
Tradition

Dal 1959 studiamo la natura.
Lavoriamo per creare luci che durino nel tempo.
Perchè il mare ha le sue regole e noi le conosciamo:
qualità, affidabilità, sicurezza.

*We have been studying nature since 1959.
We work to create enduring lights.
Because the sea has its own rules and we know them:
quality, reliability and safety.*

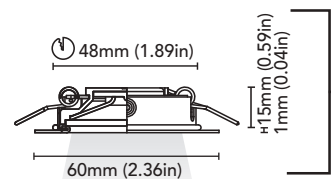


Innovazione
Innovation

Tecnologie e strumenti all'avanguardia,
sapientemente utilizzati da mani esperte.
Ecco un'idea che diventa realtà e la sfida continua....

*Technologies and cutting-edge tools,
cleverly used by expert hands. Here's an idea
that becomes reality and the challenge continues....*

legenda per articoli a LED legend for LED items



Caratteristiche generali dell'apparecchio (Vedi simboli grafici nella tabella sottostante)
Fixture general features (See graphic symbols in the table below)

Dimensioni apparecchio
Fixture sizes

3412-60A-B1.5W

Codice commerciale articolo
Commercial item code



SIMBOLI E SEGNI GRAFICI - SYMBOLS AND GRAPHIC SIGNS

	Classe I Class I		Classe II Class II		Classe III Class III		Apparecchio dimmerabile. Dimmable light fixture.		Apparecchio predisposto per il montaggio su superfici normalmente infiammabili. Light fitting for application on normally combustible surfaces.
--	---------------------	--	-----------------------	--	-------------------------	--	---	--	--

GRADO DI PROTEZIONE IP- INGRESS PROTECTION RATE

IP 20	IP2- Protezione contro corpi solidi di dimensioni maggiori di 12mm. IP-0 Nessuna protezione contro l'acqua. IP2-Protection against solid objects larger than 12 mm. IP-0 No protection against water.
IP 40	IP4-Protezione contro oggetti solidi di dimensioni maggiori di 1mm. IP-0 Nessuna protezione contro l'acqua. IP4-Protection against solid objects larger than 1 mm. IP-0 No protection against water.
IP 65	IP6- Stagno alla polvere. IP-5 Protezione contro getti d'acqua. IP6- Full protection against dust. IP-5 Protection against jets of water.
IP 66	IP6- Stagno alla polvere. IP-6 Protezione contro forti getti d'acqua. IP6- Full protection against dust. IP-6 Protection against powerful jets of water.
IP 67	IP6- Stagno alla polvere. IP-7 Protezione contro l'immersione temporanea (<30min) fino a 1 metro di profondità. IP6- Full protection against dust. IP-7 Protection against temporary immersion (<30min) up to 1m in depth.
IP 68	IP6- Stagno alla polvere. IP-8 Protezione contro l'immersione prolungata (>30min) alla profondità di ... metri. IP6- Full protection against dust. IP-8 Protection against continuous immersion in water (>30min) at a depth of ... meters.

Tutti gli apparecchi di illuminazione presenti in questo catalogo sono costruiti in conformità alle Normative Europee EN 60598-1 e 60598-2... ed equivalenti alle Norme Internazionali IEC 60598-1 e 60598-2...L'azienda garantisce che i prodotti sono conformi ai requisiti essenziali delle seguenti Direttive Europee UE-CE:
DBT 2014/35/UE (Direttiva Bassa Tensione);
EMC 2014/30/UE (Compatibilità Elettromagnetica);
RoHS 2002/95/CE (Restrizioni sull'uso di sostanze pericolose);
RAEE 96/02/CE (L'azienda salvaguarda l'ambiente aderendo ad un Consorzio);
ErP 2009/125/CE (Etichetta Energetica).

Every lighting fixture contained in this catalogue is produced inside the firm, in compliance with the European Standard EN 60598-1 and 60598-2... and equivalent to the International Standard IEC 60598-1 and 60598-2...The company declares that products comply with the essential requirements of the following European Directives CE:
LVD 2014/35/EU (Low Voltage Directive);
EMC 2014/30/EU (Electromagnetic Compatibility);
RoHS 2002/95/CE (Restrictions on the use of Hazardous Substances);
RAEE 96/02/CE (The company protects the environment supporting a Pool);
ErP 2009/125/EU (Energy Label).

Dichiarazione etica: per la ns. produzione non utilizziamo bambini e contribuiamo alla salvaguardia dell'ambiente. Dichiarazione di Origine del prodotto: in conformità al Regolamento 1207/01/CE (mod. Reg. 1617/2006, Reg. 75/2008).

Ethics statement: for our production we don't use children and contribute to the protection of the environment. Declaration of Origin of the product: according to Regulation 1207/01/CE (mod. Reg. 1617/2006, Reg. 75/2008).

Colori freddi - Cold colours

acciaio inox stainless steel	4	titanio opaco matt titan	28
acciaio inox satinato satin stainless steel	34	nickel satinato v. opaco satin nickel matt p.	39
cromo lucido polished chrome	3	nickel nero lucido 2025 polished black nickel 2025	53 *
cromo satinato satin chrome	11	nickel nero opaco 2025 matt black nickel 2025	63 *
nickel lucido polished nickel	10	cromo opaco matt chrome	51
titanio lucido polished titan	27	nickel opaco matt nickel	61

Colori laccati Lacquered colours

bianco white	20
nero black	23

Colori caldi - Warm colours

ottone brunito burnished brass	7
ottone brunito v. opaco burnished brass matt p.	37
ottone lucido 2025 polished brass 2025	52 *
ottone opaco 2025 matt brass 2025	62 *

* special finishes

I colori per loro natura sono indicativi, ed eventuali leggere differenze sono da considerarsi nelle tolleranze. La spazzolatura delle finiture dona raffinatezza ai metalli ed è una particolarità che potrebbe variare secondo la tipologia dell'oggetto.
Colours are indicative for their own nature and any slight difference is to be considered within tolerance. Refined brushed finishes may vary according to the kind of item.



“ L’architettura è il gioco sapiente,
rigoroso e magnifico,
dei volumi assemblati
sotto la luce. ”

(Le Corbusier)

“ *Architecture is the learned game,
correct and magnificent,
of forms assembled
in the light. ”*

(Le Corbusier)



Recessed downlight - 20

							
titan 1 22	titan 2 24	alpha 26	alpha 2 28	omega 30	omega 2 32	gamma 34	mark 36

							
queen 38	prince 40	flint 3 42	maio 3 42	giove 3M 44	urano 46 - 49	ring 2 50	ciclope 52



						
hamal 1 54	hamal 2 56	cassandra 1 58	cassandra 2 60	orione 62	sc nadir 64 - 69	zenit 70 - 73

Downlight Classic - 74


							
kidd 76	jack 1 78	jack 2 F 80	jack 2 M 82	flint 1 84	rodi 1 86 - 89	rodi 2 90	serifos 1 92

Our collections

Downlight Classic - 74

			
serifos 2 94	kea F 96	kea M 98	morgan 100

Mini Spot & Courtesy - 102

							
bright 104	shadow 106	washer 108	nut 108	izar 1 110	izar 2 112	izar 3 114	izar 4 116

							
ross 1 118	ross 2 120	ross 3 122	ross 4 124	argo 1 126	argo 2 128	argo 3 130	argo 4 132

							
draco 1 134	draco 2 136	draco 3 138	draco 4 140	avior 1 142	avior 2 144	avior 3 146	avior 4 148

Our collections

Mini Spot & Courtesy - 102

							
mirak 1 150	mirak 2 152	mirak 3 154	mirak 4 156	mini roe 158	mini oci 158	roe 160	oci 162

							
kidd 164	jack 1 166	flint 1 168	creta 170	cook 172	hook 172	ios 174	paros 174

	
elba 176	gavi 176

Reading & Wall - 178

							
grapho d top 180	grapho d side 182	grapho w top 184	grapho w side 186	cyndi 188	silo R 190	silo A1 192	silo F1 194

Our collections

Reading & Wall - 178

							
silo AF1 196	silo A2 198	silo F2 200	pan 202	sirio 204	rigel 206	janis 208	elle 210

							
elle fissa 212	jolly roger 214	stilo top 216	mini stilo 218	stilo side 220	tina touch 222	cupido 224	mini cupido side 226

	
mini cupido top 228	moon 230

Hanging - 232








	
hanger one 234	hanger three 236



Our collections

Portable lamp - 238

	
sablier 240	enne elle 242

Switch - 244

						
surf plate r 246	surf plate q 248	steel plate r 250	steel plate q 252	dot rs 254	dot s 256	dot b 258

			
usb plate 260	columbus 262	trafalgar 264	idro plate 266

Track system - 268

					
tym track 1 - 3 270	tym nadir 272	tym sirio 274	tym cara 276	tym blade seven 278	accessori - accessories 280





CAPITOLO - CHAPTER

PAGINA - PAGE

	Recessed downlight	20
	Downlight (classic)	74
	Mini Spot & Courtesy	102
	Reading & Wall	232

CAPITOLO - CHAPTER

PAGINA - PAGE

	Hanging	232
	Portable Lamp	238
	Switch	244
	Track system	268

Our collections



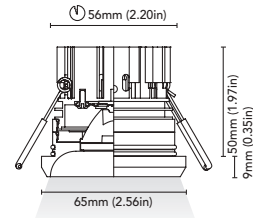
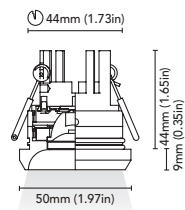
Recessed downlight



titan 1

. 50

. 65



CODE	3542-50-F3W 3542-50-E3W
FIXTURE	FIXED DOWNLIGHT
ADJUSTABILITY	NO
LIGHT SOURCE	COB LED
POWER	MAX 3W
SUPPLY	E3W: MAX 150mA - Driver not included F3W: MAX 16-32 Vdc
PROTECTION	F3W: FUSE - POLARITY REVERSE SPIKE FILTER
DIMMABLE	YES
BEAM	MEDIUM
SCREEN	LENS + FILM
LED COLOUR	3000K CRI >90 LMN 237lm 1mt 1006lx 2mt 252lx 3mt 112lx
IP RATE	IP65
MATERIALS	TITANIUM
MOUNTING SYSTEM	WIRE SPRINGS
OPTIONAL	
LED COLOUR	2700K - 4000K
IP RATE	IP66
CRI	TYP98
BEAM	NARROW, WIDE

CODE	3542-65-F6W 3542-65-E6W
FIXTURE	FIXED DOWNLIGHT
ADJUSTABILITY	NO
LIGHT SOURCE	COB LED
POWER	MAX 6W
SUPPLY	E6W: MAX 350mA - Driver not included F6W: MAX 16-32 Vdc
PROTECTION	F6W: FUSE - POLARITY REVERSE SPIKE FILTER
DIMMABLE	YES
BEAM	MEDIUM
SCREEN	LENS + FILM
LED COLOUR	3000K CRI >90 LMN 513lm 1mt 2947lx 2mt 737lx 3mt 327lx
IP RATE	IP65
MATERIALS	TITANIUM
MOUNTING SYSTEM	WIRE SPRINGS
OPTIONAL	
LED COLOUR	2700K - 4000K
IP RATE	IP66
CRI	TYP98
BEAM	NARROW, WIDE



titan 1 . 50



titan 1 . 65

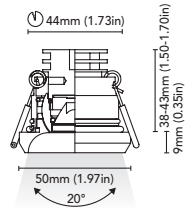


FINISHES	I- FE	27 28
----------	--------------	-------

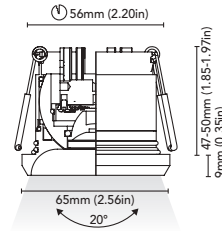


titan 2

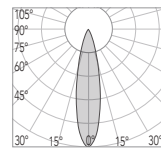
. 50



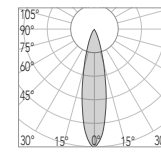
. 65



CODE	3543-50-F3W 3543-50-E3W
FIXTURE	ADJUSTABLE DOWNLIGHT
ADJUSTABILITY	△ 20°
LIGHT SOURCE	COB LED
POWER	MAX 3W
SUPPLY	E3W: MAX 150mA - Driver not included F3W: MAX 16-32 Vdc
PROTECTION	F3W: FUSE - POLARITY REVERSE SPIKE FILTER
DIMMABLE	YES
BEAM	MEDIUM
SCREEN	LENS + FILM
LED COLOUR	3000K CRI >90 LMN 217lm 1mt 860lx 2mt 215lx 3mt 96lx
IP RATE	IP65
MATERIALS	TITANIUM
MOUNTING SYSTEM	WIRE SPRINGS
OPTIONAL	
LED COLOUR	2700K - 4000K
IP RATE	IP66
CRI	TYP98
BEAM	WIDE



CODE	3543-65-F6W 3543-65-E6W
FIXTURE	ADJUSTABLE DOWNLIGHT
ADJUSTABILITY	△ 20°
LIGHT SOURCE	COB LED
POWER	MAX 6W
SUPPLY	E6W: MAX 350mA - Driver not included F6W: MAX 16-32 Vdc
PROTECTION	F6W: FUSE - POLARITY REVERSE SPIKE FILTER
DIMMABLE	YES
BEAM	MEDIUM
SCREEN	LENS + FILM
LED COLOUR	3000K CRI >90 LMN 448lm 1mt 1902lx 2mt 475lx 3mt 211lx
IP RATE	IP65
MATERIALS	TITANIUM
MOUNTING SYSTEM	WIRE SPRINGS
OPTIONAL	
LED COLOUR	2700K - 4000K
IP RATE	IP66
CRI	TYP98
BEAM	NARROW, WIDE



titan 2 . 50



titan 2 . 65

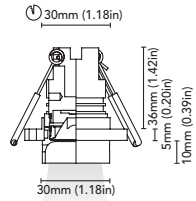


FINISHES	I=FE	27 ● 28 ●
	R	27 ●

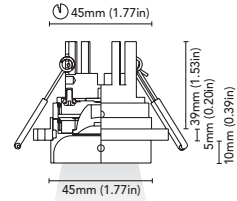


alpha

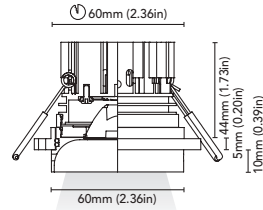
. 30



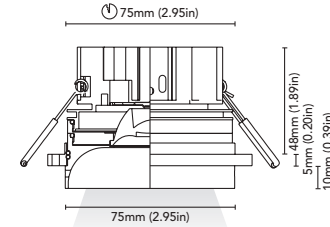
. 45



. 60



. 75



alpha . 30



alpha . 75

CODE	3530-30-E3W 3530-30-F3W
FIXTURE	FIXED DOWNLIGHT
ADJUSTABILITY	NO
LIGHT SOURCE	COB LED
POWER	MAX 3W
SUPPLY	E3W: MAX 150mA - Driver not included F3W: MAX 16-32 Vdc
PROTECTION	F3W: FUSE - POLARITY REVERSE SPIKE FILTER
DIMMABLE	YES
BEAM	MEDIUM
SCREEN	LENS + FILM
LED COLOUR	3000K CRI >90 LMN 217lm 1mt 860lx 2mt 215lx 3mt 96lx
IP RATE	IP40
MATERIALS	BODY: ALUMINUM HEATSINK: ALUMINUM
MOUNTING SYSTEM	WIRE SPRINGS + DEPTH CONTROL RING
OPTIONAL	
LED COLOUR	2700K - 4000K
IP RATE	IP65 - IP66
CRI	TYP98
BEAM	WIDE

CODE	3530-45-E4.5W 3530-45-F4.5W
FIXTURE	FIXED DOWNLIGHT
ADJUSTABILITY	NO
LIGHT SOURCE	COB LED
POWER	MAX 4.5W
SUPPLY	E4.5W: MAX 250mA - Driver not included F4.5W: MAX 16-32 Vdc
PROTECTION	F4.5W: FUSE - POLARITY REVERSE SPIKE FILTER
DIMMABLE	YES
BEAM	MEDIUM
SCREEN	LENS + FILM
LED COLOUR	3000K CRI >90 LMN 395lm 1mt 1676lx 2mt 419lx 3mt 186lx
IP RATE	IP40
MATERIALS	BODY: ALUMINUM HEATSINK: ALUMINUM
MOUNTING SYSTEM	WIRE SPRINGS + DEPTH CONTROL RING
OPTIONAL	
LED COLOUR	2700K - 4000K
IP RATE	IP65 - IP66
CRI	TYP98
BEAM	NARROW, WIDE

CODE	3530-60-E6W 3530-60-F6W
FIXTURE	FIXED DOWNLIGHT
ADJUSTABILITY	NO
LIGHT SOURCE	COB LED
POWER	MAX 6W
SUPPLY	E6W: MAX 350mA - Driver not included F6W: MAX 16-32 Vdc
PROTECTION	F6W: FUSE - POLARITY REVERSE SPIKE FILTER
DIMMABLE	YES
BEAM	MEDIUM
SCREEN	LENS + FILM
LED COLOUR	3000K CRI >90 LMN 513lm 1mt 2947lx 2mt 737lx 3mt 327lx
IP RATE	IP40
MATERIALS	BODY: ALUMINUM HEATSINK: ALUMINUM
MOUNTING SYSTEM	WIRE SPRINGS + DEPTH CONTROL RING
OPTIONAL	
LED COLOUR	2700K - 4000K
IP RATE	IP65 - IP66
CRI	TYP98
BEAM	NARROW, WIDE

CODE	3530-75-E7.5W 3530-75-F7.5W
FIXTURE	FIXED DOWNLIGHT
ADJUSTABILITY	NO
LIGHT SOURCE	COB LED
POWER	MAX 7.5W
SUPPLY	E7.5W: MAX 400mA - Driver not included F7.5W: MAX 16-32 Vdc
PROTECTION	F7.5W: FUSE - POLARITY REVERSE SPIKE FILTER
DIMMABLE	YES
BEAM	MEDIUM
SCREEN	LENS + FILM
LED COLOUR	3000K CRI >90 LMN 617lm 1mt 4119lx 2mt 1030lx 3mt 458lx
IP RATE	IP40
MATERIALS	BODY: ALUMINUM HEATSINK: ALUMINUM
MOUNTING SYSTEM	WIRE SPRINGS + DEPTH CONTROL RING
OPTIONAL	
LED COLOUR	2700K - 4000K
IP RATE	IP65 - IP66
CRI	TYP98
BEAM	NARROW, WIDE

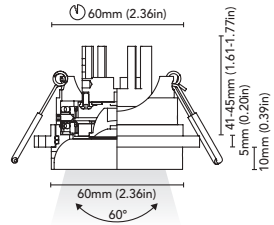


FINISHES	I=FE
	23 20
	● ○

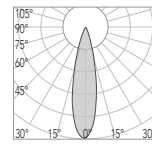


alpha 2

. 60



CODE	3533-60-E4.5W 3533-60-F4.5W
FIXTURE	ADJUSTABLE DOWNLIGHT
ADJUSTABILITY	△ 60°
LIGHT SOURCE	COB LED
POWER	MAX 4.5W
SUPPLY	E4.5W: MAX 250mA - Driver not included F4.5W: MAX 16-32 VDC
PROTECTION	F4.5W: FUSE-POLARITY REVERSE-SPIKE FILTER
DIMMABLE	YES
BEAM	MEDIUM
SCREEN	LENS + FILM
LED COLOUR	3000K CRI >90 LMN 395lm 1mt 1676lx 2mt 419lx 3mt 186lx
IP RATE	IP20
MATERIALS	BODY: ALUMINUM HEATSINK: ALUMINUM
MOUNTING SYSTEM	WIRE SPRINGS + DEPTH CONTROL RING
OPTIONAL	
LED COLOUR	2700K - 4000K
CRI	TYP98
BEAM	NARROW, WIDE



alpha 2

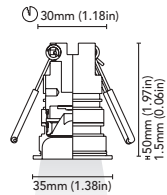


FINISHES	I=FE	23 ● 20 ○
	R	23 ● 20 ○

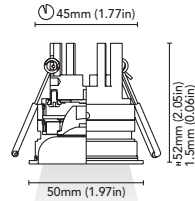


omega

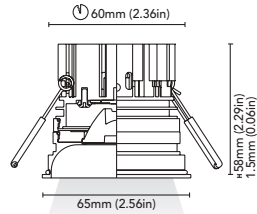
. 35



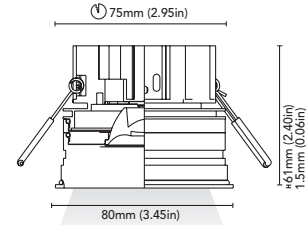
. 50



. 65



. 80



omega . 35



omega . 80

CODE	3531-35-E3W 3531-35-F3W
FIXTURE	FIXED DOWNLIGHT
ADJUSTABILITY	NO
LIGHT SOURCE	COB LED
POWER	MAX 3W
SUPPLY	E3W: MAX 150mA - Driver not included F3W: MAX 16-32 Vdc
PROTECTION	F3W: FUSE - POLARITY REVERSE SPIKE FILTER
DIMMABLE	YES
BEAM	MEDIUM
SCREEN	LENS + FILM
LED COLOUR	3000K CRI >90 LMN 217lm 1mt 860lx 2mt 215lx 3mt 96lx
IP RATE	IP40
MATERIALS	BODY: ALUMINUM HEATSINK: ALUMINUM
MOUNTING SYSTEM	WIRE SPRINGS
OPTIONAL	
LED COLOUR	2700K - 4000K
IP RATE	IP65 - IP66
CRI	TYP98
BEAM	WIDE

3531-50-E4.5W 3531-50-F4.5W
FIXED DOWNLIGHT
NO
COB LED
MAX 4.5W
E4.5W: MAX 250mA - Driver not included F4.5W: MAX 16-32 Vdc
F4.5W: FUSE - POLARITY REVERSE SPIKE FILTER
YES
MEDIUM
LENS + FILM
3000K CRI >90 LMN 395lm 1mt 1676lx 2mt 419lx 3mt 186lx
IP40
BODY: ALUMINUM HEATSINK: ALUMINUM
WIRE SPRINGS
2700K - 4000K
IP65 - IP66
TYP98
NARROW, WIDE

3531-65-E6W 3531-65-F6W
FIXED DOWNLIGHT
NO
COB LED
MAX 6W
E6W: MAX 350mA - Driver not included F6W: MAX 16-32 Vdc
F6W: FUSE - POLARITY REVERSE SPIKE FILTER
YES
MEDIUM
LENS + FILM
3000K CRI >90 LMN 513lm 1mt 2947lx 2mt 737lx 3mt 327lx
IP40
BODY: ALUMINUM HEATSINK: ALUMINUM
WIRE SPRINGS
2700K - 4000K
IP65 - IP66
TYP98
NARROW, WIDE

3531-80-E7.5W 3531-80-F7.5W
FIXED DOWNLIGHT
NO
COB LED
MAX 7.5W
E7.5W: MAX 400mA - Driver not included F7.5W: MAX 16-32 Vdc
F7.5W: FUSE - POLARITY REVERSE SPIKE FILTER
YES
MEDIUM
LENS + FILM
3000K CRI >90 LMN 617lm 1mt 4119lx 2mt 1030lx 3mt 458lx
IP40
BODY: ALUMINUM HEATSINK: ALUMINUM
WIRE SPRINGS
2700K - 4000K
IP65 - IP66
TYP98
NARROW, WIDE



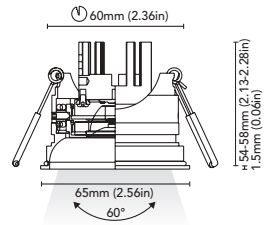
FINISHES	I=FE
----------	------



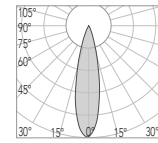


omega 2

. 65



CODE	3534-65-E4.5W 3534-65-F4.5W
FIXTURE	ADJUSTABLE DOWNLIGHT
ADJUSTABILITY	△ 60°
LIGHT SOURCE	COB LED
POWER	MAX 4.5W
SUPPLY	E4.5W: MAX 250mA - Driver not included F4.5W: MAX 16-32 Vdc
PROTECTION	F4.5W: FUSE - POLARITY REVERSE SPIKE
DIMMABLE	YES
BEAM	MEDIUM
SCREEN	LENS + FILM
LED COLOUR	3000K CRI >90 LMN 395lm 1mt 1676lx 2mt 419lx 3mt 186lx
IP RATE	IP20
MATERIALS	BODY: ALUMINUM HEATSINK: ALUMINUM
MOUNTING SYSTEM	WIRE SPRINGS
OPTIONAL	
LED COLOUR	2700K - 4000K
CRI	TYP98
BEAM	NARROW, WIDE



omega 2

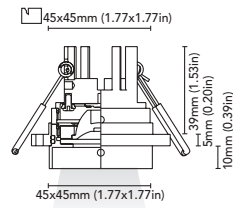


FINISHES	I=FE	23 ● 20 ○
	R	23 ● 20 ○

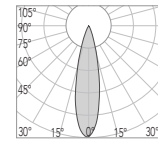


gamma

. 45



CODE	3532-45-E4.5W 3532-45-F4.5W
FIXTURE	FIXED DOWNLIGHT
ADJUSTABILITY	NO
LIGHT SOURCE	COB LED
POWER	MAX 4.5W
SUPPLY	E4.5W: MAX 250mA - Driver not included F4.5W: MAX 16-32 Vdc
PROTECTION	F4.5W: FUSE - POLARITY REVERSE SPIKE
DIMMABLE	YES
BEAM	MEDIUM
SCREEN	LENS + FILM
LED COLOUR	3000K CRI >90 LMN 395lm 1mt 1676lx 2mt 419lx 3mt 186lx
IP RATE	IP40
MATERIALS	BODY: ALUMINUM HEATSINK: ALUMINUM
MOUNTING SYSTEM	WIRE SPRINGS + DEPTH CONTROL RING
OPTIONAL	
LED COLOUR	2700K - 4000K
IP RATE	IP65 - IP66
CRI	TYP98
BEAM	NARROW, WIDE



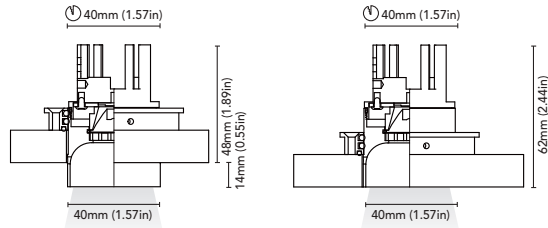
gamma

FE	FINISHES	I=FE	23 ● 20 ○
I			



mark

. 40



CODE	3482-40-F6W 3482-40-E6W
FIXTURE	FIXED DOWNLIGHT
ADJUSTABILITY	NO
LIGHT SOURCE	COB LED
POWER	MAX 6W
SUPPLY	E6W: MAX 350mA - Driver not included F6W: 16-32Vdc
PROTECTION	F6W: FUSE - POLARITY REVERSE SPIKE FILTER
DIMMABLE	YES
BEAM	MEDIUM
SCREEN	LENS+ANTI GLARE BLACK HONEYCOMB LOUVER
LED COLOUR WITH HONEYCOMB	3000K CRI >90 LMN 276lm* 1mt 784lx 2mt 196lx 3mt 87lx
<small>* Measures obtained using our standard black reflector with black honeycomb and satin lens.</small>	
SCREEN WITH LENS+FILM	LENS+FILM 3000K CRI >90 LMN 444lm 1mt 1990lx 2mt 497lx 3mt 221lx
IP RATE	IP40
MATERIALS	BODY: ALUMINIUM HEATSINK: ALUMINIUM
MOUNTING SYSTEM	FIXING RING
OPTIONAL LED COLOUR	2700K - 4000K
IP RATE	IP65 - IP66
CRI	TYP98



mark . 40



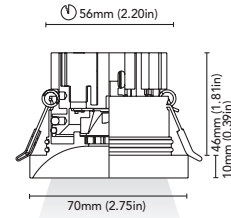
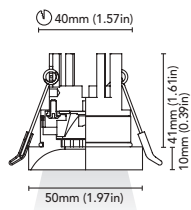
FINISHES	FE	23 ● 20 ○
	I	23 ●



queen

. 50

. 70



CODE	3489-50-E3W 3489-50-F3W
FIXTURE	FIXED DOWNLIGHT
ADJUSTABILITY	NO
LIGHT SOURCE	COB LED
POWER	MAX 3W
SUPPLY	E3W: 150mA - Driver not included F3W: 16-32 Vdc
PROTECTION	F3W: FUSE - POLARITY REVERSE SPIKE FILTER
DIMMABLE	YES
BEAM	MEDIUM
SCREEN	LENS+ANTI GLARE BLACK HONEYCOMB LOUVER
LED COLOUR WITH HONEYCOMB	3000K CRI >90 LMN 138lm* 1mt 392lx 2mt 98lx 3mt 44lx
SCREEN WITH LENS+FILM	3000K CRI >90 LMN 212lm 1mt 973lx 2mt 243lx 3mt 108lx
IP RATE	IP40
MATERIALS	BODY: BRASS HEATSINK: ALUMINIUM
MOUNTING SYSTEM	WIRE SPRINGS
OPTIONAL LED COLOUR	2700K - 4000K
IP RATE	IP65 - IP66
CRI	TYP98

CODE	3489-70-E6W 3489-70-F6W
FIXTURE	FIXED DOWNLIGHT
ADJUSTABILITY	NO
LIGHT SOURCE	COB LED
POWER	MAX 6W
SUPPLY	E6W: 350mA - Driver not included F6W: 16-32 Vdc
PROTECTION	F6W: FUSE - POLARITY REVERSE SPIKE FILTER
DIMMABLE	YES
BEAM	MEDIUM
SCREEN	LENS+ANTI GLARE BLACK HONEYCOMB LOUVER
LED COLOUR WITH HONEYCOMB	3000K CRI >90 LMN 276lm* 1mt 784lx 2mt 196lx 3mt 87lx
SCREEN WITH LENS+FILM	3000K CRI >90 LMN 444lm 1mt 1990lx 2mt 497lx 3mt 221lx
IP RATE	IP40
MATERIALS	BODY: BRASS HEATSINK: ALUMINIUM
MOUNTING SYSTEM	WIRE SPRINGS
OPTIONAL LED COLOUR	2700K - 4000K
IP RATE	IP65 - IP66
CRI	TYP98



queen . 50



queen . 70

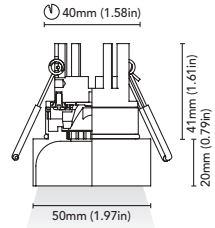


FINISHES	FE	23 ●	20 ●	3 ●	7 ●	10 ●	11 ●	37 ●	39 ●	51 ●	52 ●	53 ●	61 ●	62 ●	63 ●
	I	23 ●													

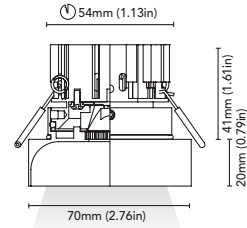


prince

. 50



. 70



CODE	3476-50-E3W 3476-50-F3W
FIXTURE	FIXED DOWNLIGHT
ADJUSTABILITY	NO
LIGHT SOURCE	COB LED
POWER	MAX 3W
SUPPLY	E3W: 150mA - Driver not included F3W: 16-32 Vdc
PROTECTION	F3W: FUSE - POLARITY REVERSE SPIKE FILTER
DIMMABLE	YES
BEAM	MEDIUM
SCREEN	LENS+ ANTIGLARE BLACK HONEYCOMB LOUVER
LED COLOUR WITH HONEYCOMB	3000K CRI >90 LMN 138lm* 1mt 392lx 2mt 98lx 3mt 44lx
SCREEN	LENS+FILM 3000K CRI >90 LMN 212lm 1mt 973lx 2mt 243lx 3mt 108lx
IP RATE	IP40
MATERIALS	BODY: BRASS HEATSINK: ALUMINIUM
MOUNTING SYSTEM	WIRE SPRINGS
OPTIONAL LED COLOUR	2700K - 4000K
IP RATE	IP65 - IP66
CRI	TYP98

CODE	3476-70-E6W 3476-70-F6W
FIXTURE	FIXED DOWNLIGHT
ADJUSTABILITY	NO
LIGHT SOURCE	COB LED
POWER	MAX 6W
SUPPLY	E6W: 350mA - Driver not included F6W: 16-32 Vdc
PROTECTION	F6W: FUSE - POLARITY REVERSE SPIKE FILTER
DIMMABLE	YES
BEAM	MEDIUM
SCREEN	LENS+ ANTIGLARE BLACK HONEYCOMB LOUVER
LED COLOUR WITH HONEYCOMB	3000K CRI >90 LMN 276lm* 1mt 784lx 2mt 196lx 3mt 87lx
SCREEN	LENS+FILM 3000K CRI >90 LMN 444lm 1mt 1990lx 2mt 497lx 3mt 221lx
IP RATE	IP40
MATERIALS	BODY: BRASS HEATSINK: ALUMINIUM
MOUNTING SYSTEM	WIRE SPRINGS
OPTIONAL LED COLOUR	2700K - 4000K
IP RATE	IP65 - IP66
CRI	TYP98



prince . 50



prince . 70



FINISHES	FE	23	20	3	7	10	11	37	39	51	52	53	61	62	63
	I	23													

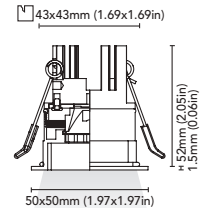
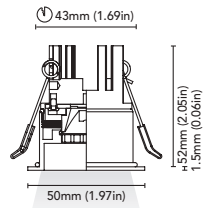


flint 3

maio 3

. 50

. 50



CODE	3475-50-E3W 3475-50-F3W
FIXTURE	FIXED DOWNLIGHT
ADJUSTABILITY	NO
LIGHT SOURCE	COB LED
POWER	MAX 3W
SUPPLY	E3W: MAX 150mA - Driver not included F3W: 16-32 Vdc
PROTECTION	F3W: FUSE - POLARITY REVERSE SPIKE FILTER
DIMMABLE	YES
BEAM	MEDIUM
SCREEN	LENS+ANTI GLARE BLACK HONEYCOMB LOUVER
LED COLOUR WITH HONEYCOMB	3000K CRI >90 LMN 138lm* 1mt 392lx 2mt 98lx 3mt 44lx
SCREEN WITH LENS+FILM	3000K CRI >90 LMN 212lm 1mt 973lx 2mt 243lx 3mt 108lx
IP RATE	IP40
MATERIALS	BODY: BRASS HEATSINK: ALUMINIUM
MOUNTING SYSTEM	WIRE SPRINGS
OPTIONAL LED COLOUR	2700K - 4000K
IP RATE	IP65 - IP66
CRI	TYP98

CODE	3474-50-E3W 3474-50-F3W
FIXTURE	FIXED DOWNLIGHT
ADJUSTABILITY	NO
LIGHT SOURCE	COB LED
POWER	MAX 3W
SUPPLY	E3W: MAX 150mA - Driver not included F3W: 16-32 Vdc
PROTECTION	F3W: FUSE - POLARITY REVERSE SPIKE FILTER
DIMMABLE	YES
BEAM	MEDIUM
SCREEN	LENS+ANTI GLARE BLACK HONEYCOMB LOUVER
LED COLOUR WITH HONEYCOMB	3000K CRI >90 LMN 138lm* 1mt 392lx 2mt 98lx 3mt 44lx
SCREEN WITH LENS+FILM	3000K CRI >90 LMN 212lm 1mt 973lx 2mt 243lx 3mt 108lx
IP RATE	IP40
MATERIALS	BODY: BRASS HEATSINK: ALUMINIUM
MOUNTING SYSTEM	WIRE SPRINGS
OPTIONAL LED COLOUR	2700K - 4000K
IP RATE	IP65 - IP66
CRI	TYP98



flint 3 . 50



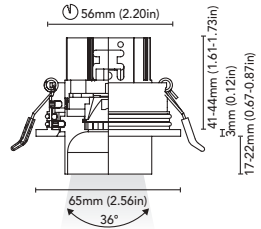
maio 3 . 50

FINISHES	FE	23	20	3	7	10	11	37	39	51	52	53	61	62	63
		23													



giove 3M

. 65



CODE	3471-65M-E6W 3471-65M-F6W
FIXTURE	ADJUSTABLE DOWNLIGHT
ADJUSTABILITY	△ 36°
LIGHT SOURCE	COB LED
POWER	MAX 6W
SUPPLY	E6W: MAX 350mA - Driver not included F6W: 16-32 Vdc
PROTECTION	F6W: FUSE - POLARITY REVERSE SPIKE FILTER
DIMMABLE	YES
BEAM	MEDIUM
SCREEN	LENS+ANTI GLARE BLACK HONEYCOMB LOUVER
LED COLOUR WITH HONEYCOMB	3000K CRI >90 LMN 276lm* 1mt 784lx 2mt 196lx 3mt 87lx
<small>* Measures obtained using our standard black reflector with black honeycomb and satin lens.</small>	
SCREEN WITH LENS+FILM	LENS+FILM 3000K CRI >90 LMN 444lm 1mt 1990lx 2mt 497lx 3mt 221lx
IP RATE	IP20
MATERIALS	BODY: BRASS ADJUSTABLE REFLECTOR: BRASS HEATSINK: ALUMINIUM
MOUNTING SYSTEM	WIRE SPRINGS
OPTIONAL	
LED COLOUR	2700K - 4000K
CRI	TYP98



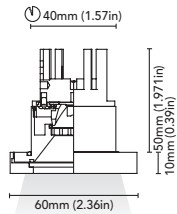
giove 3M . 65

	FE	23 20 3 7 10 11 37 39 51 52 53 61 62 63
	R=C	23



urano

. 60



CODE	3434-60-E6W 3434-60-F6W 3434-60V-E6W 3434-60V-F6W
FIXTURE	FIXED DOWNLIGHT
ADJUSTABILITY	NO
LIGHT SOURCE	COB LED
POWER	MAX 6W
SUPPLY	E6W: MAX 350mA - Driver not included F6W: 16-32 Vdc
PROTECTION	F6W: FUSE - POLARITY REVERSE SPIKE FILTER
DIMMABLE	YES
BEAM	MEDIUM
SCREEN	LENS+ANTI GLARE BLACK HONEYCOMB LOUVER
LED COLOUR WITH HONEYCOMB	3000K CRI >90 LMN 276lm* 1mt 784lx 2mt 196lx 3mt 87lx
<small>* Measures obtained using our standard black reflector with black honeycomb and satin lens.</small>	
SCREEN WITH LENS+FILM	LENS+FILM 3000K CRI >90 LMN 444lm 1mt 1990lx 2mt 497lx 3mt 221lx
IP RATE	IP66
MATERIALS	BODY: STAINLESS STEEL AISI 316 HEATSINK: ALUMINIUM
MOUNTING SYSTEM	SCREWS
OPTIONAL LED COLOUR	2700K - 4000K
CRI	TYP98



urano . 60



urano . 60V

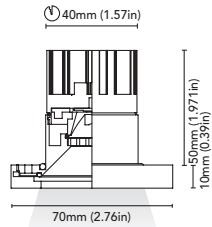


FINISHES	FE	23 ● 20 ○ 4 ● 34 ●
	I	23 ●

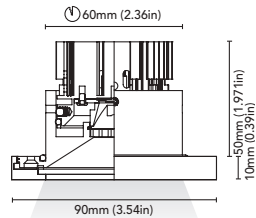


urano

. 70



. 90



CODE	3434-70-E6W 3434-70-F6W 3434-70V-E6W 3434-70V-F6W
FIXTURE	FIXED DOWNLIGHT
ADJUSTABILITY	NO
LIGHT SOURCE	COB LED
POWER	MAX 6W
SUPPLY	E6W: MAX 350mA - Driver not included F6W: 16-32 Vdc
PROTECTION	F6W: FUSE - POLARITY REVERSE SPIKE FILTER
DIMMABLE	YES
BEAM	MEDIUM
SCREEN	LENS+ANTI GLARE BLACK HONEYCOMB LOUVER
LED COLOUR WITH HONEYCOMB	3000K CRI >90 LMN 276lm* 1mt 784lx 2mt 196lx 3mt 87lx
* Measures obtained using our standard black reflector with black honeycomb and satin lens.	
SCREEN	LENS+FILM
LED COLOUR WITH LENS+FILM	3000K CRI >90 LMN 444lm 1mt 1990lx 2mt 497lx 3mt 221lx
IP RATE	IP66
MATERIALS	BODY: STAINLESS STEEL AISI 316 HEATSINK: ALUMINIUM
MOUNTING SYSTEM	SCREWS
OPTIONAL	
LED COLOUR	2700K - 4000K
CRI	TYP98

CODE	3434-90-E9W 3434-90-F9W 3434-90V-E9W 3434-90V-F9W
FIXTURE	FIXED DOWNLIGHT
ADJUSTABILITY	NO
LIGHT SOURCE	COB LED
POWER	MAX 9W
SUPPLY	E9W: MAX 500mA - Driver not included F9W: 16-32 Vdc
PROTECTION	F9W: FUSE - POLARITY REVERSE SPIKE FILTER
DIMMABLE	YES
BEAM	MEDIUM
SCREEN	LENS+ANTI GLARE BLACK HONEYCOMB LOUVER
LED COLOUR WITH HONEYCOMB	3000K CRI >90 LMN 350lm 1mt 994lx 2mt 248lx 3mt 110lx
SCREEN	LENS+FILM
LED COLOUR WITH LENS+FILM	3000K CRI >90 LMN 533lm 1mt 2388lx 2mt 596lx 3mt 265lx
IP RATE	IP66
MATERIALS	BODY: STAINLESS STEEL AISI 316 HEATSINK: ALUMINIUM
MOUNTING SYSTEM	SCREWS
OPTIONAL	
LED COLOUR	2700K - 4000K
CRI	TYP98



urano . 70,90



urano . V70,V90

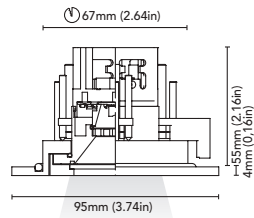
	FINISHES	FE	23	20	4	34
		I	23			

	FINISHES V	FE	4	34
		I	23	

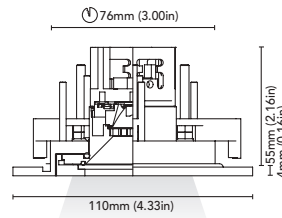


ring 2

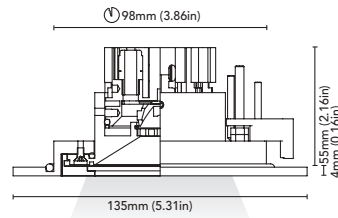
. 95



. 110



. 135



CODE

9000-RING 2-95
X URANO 60

FIXTURE

FRAME FOR URANO SERIES

MATERIALS

STAINLESS STEEL AISI 316

MOUNTING SYSTEM

SLIDE BLOCK/BRACKETS

9000-RING 2-110
X URANO 70

FRAME FOR URANO SERIES

STAINLESS STEEL AISI 316

SLIDE BLOCK/BRACKETS

9000-RING 2-135
X URANO 90

FRAME FOR URANO SERIES

STAINLESS STEEL AISI 316

SLIDE BLOCK/BRACKETS



ring 2 - 95, 110, 135



urano - 90 frame ring 2 - 135

FE

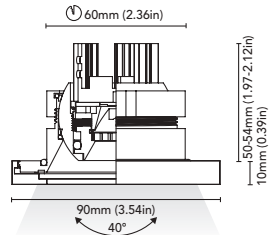
FINISHES



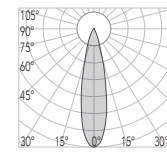
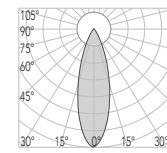


ciclope

. 90



CODE	3437-90-E6W 3437-90-F6W 3437-90V-E6W 3437-90V-F6W
FIXTURE	ADJUSTABLE DOWNLIGHT
ADJUSTABILITY	△ 40°
LIGHT SOURCE	COB LED
POWER	MAX 6W
SUPPLY	E6W: MAX 350mA - Driver not included F6W: 16-32 Vdc
PROTECTION	F6W: FUSE - POLARITY REVERSE SPIKE FILTER
DIMMABLE	YES
BEAM	MEDIUM
SCREEN	LENS+ANTI GLARE BLACK HONEYCOMB LOUVER
LED COLOUR WITH HONEYCOMB	3000K CRI >90 LMN 276lm* 1mt 784lx 2mt 196lx 3mt 87lx
SCREEN	LENS+FILM
LED COLOUR WITH LENS+FILM	3000K CRI >90 LMN 444lm 1mt 1990lx 2mt 497lx 3mt 221lx
IP RATE	IP66
MATERIALS	BODY: STAINLESS STEEL AISI 316 HEATSINK: ALUMINIUM
MOUNTING SYSTEM	SCREWS
OPTIONAL	
LED COLOUR	2700K - 4000K
CRI	TYP98



FINISHES	FE	23	20	4	34
	R	4			
	C=I	23			

FINISHES V	FE	4	34
	R	4	
	C=I	23	



ciclope . 90



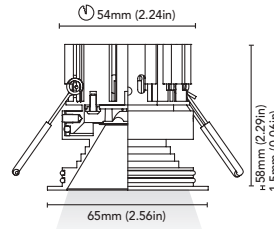
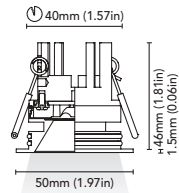
ciclope . V90



hamal 1

. 50

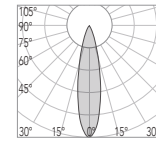
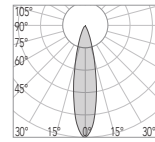
. 65



CODE	3469-50-T3W 3469-50-V3W
FIXTURE	FIXED DOWNLIGHT
ADJUSTABILITY	NO
LIGHT SOURCE	POWER LED
POWER	MAX 3W
SUPPLY	T3W: MAX 350mA - Driver not included V3W: 8-32 Vdc
PROTECTION	V3W: FUSE - POLARITY REVERSE SPIKE FILTER
DIMMABLE	YES
BEAM	MEDIUM
SCREEN	LENS + FILM
LED COLOUR	3000K CRI >90 LMN 244lm* 1mt 1105lx 2mt 276lx 3mt 123lx
IP RATE	IP40
MATERIALS	BODY: BRASS HEATSINK: ALUMINIUM
MOUNTING SYSTEM	WIRE SPRINGS
OPTIONAL	
LED COLOUR	2700K - 4000K
IP RATE	IP65 - IP66
BEAM	NARROW - WIDE

CODE	3469-65-T6W 3469-65-V6W
FIXTURE	FIXED DOWNLIGHT
ADJUSTABILITY	NO
LIGHT SOURCE	POWER LED
POWER	MAX 6W
SUPPLY	T6W: MAX 700mA - Driver not included V6W: 8-32 Vdc
PROTECTION	V6W: FUSE - POLARITY REVERSE SPIKE FILTER
DIMMABLE	YES
BEAM	MEDIUM
SCREEN	LENS + FILM
LED COLOUR	3000K CRI >90 LMN 439lm* 1mt 1989lx 2mt 497lx 3mt 221lx
IP RATE	IP40
MATERIALS	BODY: BRASS HEATSINK: ALUMINIUM
MOUNTING SYSTEM	WIRE SPRINGS
OPTIONAL	
LED COLOUR	2700K - 4000K
IP RATE	IP65 - IP66
BEAM	NARROW - WIDE

* Measures obtained using our standard black reflector.



hamal 1 . 50



hamal 1 . 65

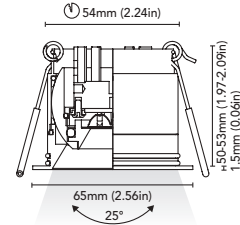
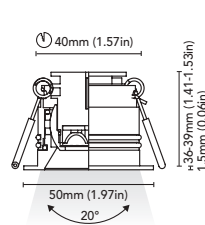
	FINISHES	FE	23	20	3	7	10	11	37	39	51	52	53	61	62	63
		I	23	20												



hamal 2

. 50

. 65



CODE	3473-50-T3W 3473-50-V3W
FIXTURE	ADJUSTABLE DOWNLIGHT
ADJUSTABILITY	△ 20°
LIGHT SOURCE	POWER LED
POWER	MAX 3W
SUPPLY	T3W: MAX 350mA - Driver not included V3W: 16-32 Vdc
PROTECTION	V3W: FUSE - POLARITY REVERSE SPIKE FILTER
DIMMABLE	YES
BEAM	MEDIUM
SCREEN	LENS + FILM
LED COLOUR	3000K CRI >90 LMN 244lm* 1mt 1105lx 2mt 276lx 3mt 123lx
IP RATE	IP40
MATERIALS	BODY: BRASS ADJUSTABLE SPHERE: STAINLESS STEEL AISI 316 HEATSINK: ALUMINIUM
MOUNTING SYSTEM	WIRE SPRINGS
OPTIONAL	
LED COLOUR	2700K - 4000K
IP RATE	IP65 - IP66
BEAM	NARROW - WIDE

CODE	3473-65-T6W 3473-65-V6W
FIXTURE	ADJUSTABLE DOWNLIGHT
ADJUSTABILITY	△ 25°
LIGHT SOURCE	POWER LED
POWER	MAX 6W
SUPPLY	T6W: MAX 700mA - Driver not included V6W: 16-32 Vdc
PROTECTION	V6W: FUSE - POLARITY REVERSE SPIKE FILTER
DIMMABLE	YES
BEAM	MEDIUM
SCREEN	LENS + FILM
LED COLOUR	3000K CRI >90 LMN 439lm* 1mt 1989lx 2mt 497lx 3mt 221lx
IP RATE	IP40
MATERIALS	BODY: BRASS ADJUSTABLE SPHERE: STAINLESS STEEL AISI 316 HEATSINK: ALUMINIUM
MOUNTING SYSTEM	WIRE SPRINGS
OPTIONAL	
LED COLOUR	2700K - 4000K
IP RATE	IP65 - IP66
BEAM	NARROW - WIDE



hamal 2 . 65

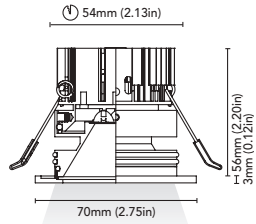
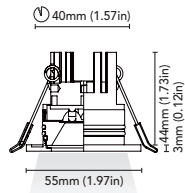
	FINISHES	FE	23	20	3	7	10	11	37	39	51	52	53	61	62	63
		R	4													
		C=I	23													



cassandra 1

. 55

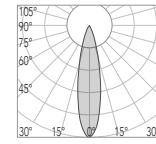
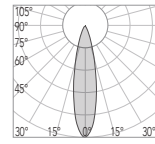
. 70



CODE	3480-55-T3W 3480-55-V3W
FIXTURE	FIXED DOWNLIGHT
ADJUSTABILITY	NO
LIGHT SOURCE	POWER LED
POWER	MAX 3W
SUPPLY	T3W: MAX 350mA - Driver not included V3W: 8-32 Vdc
PROTECTION	V3W: FUSE - POLARITY REVERSE SPIKE FILTER
DIMMABLE	YES
BEAM	MEDIUM
SCREEN	LENS + FILM
LED COLOUR	3000K CRI >90 LMN 244lm* 1mt 1105lx 2mt 276lx 3mt 123lx
IP RATE	IP66
MATERIALS	BODY: STAINLESS STEEL AISI 316 HEATSINK: ALUMINIUM
MOUNTING SYSTEM	WIRE SPRINGS
OPTIONAL	
LED COLOUR	2700K - 4000K
BEAM	NARROW - WIDE

CODE	3480-70-T6W 3480-70-V6W
FIXTURE	FIXED DOWNLIGHT
ADJUSTABILITY	NO
LIGHT SOURCE	POWER LED
POWER	MAX 6W
SUPPLY	T6W: MAX 700mA - Driver not included V6W: 8-32 Vdc
PROTECTION	V6W: FUSE - POLARITY REVERSE SPIKE FILTER
DIMMABLE	YES
BEAM	MEDIUM
SCREEN	LENS + FILM
LED COLOUR	3000K CRI >90 LMN 439lm* 1mt 1989lx 2mt 497lx 3mt 221lx
IP RATE	IP66
MATERIALS	BODY: STAINLESS STEEL AISI 316 HEATSINK: ALUMINIUM
MOUNTING SYSTEM	WIRE SPRINGS
OPTIONAL	
LED COLOUR	2700K - 4000K
BEAM	NARROW - WIDE

* Measures obtained using our standard black reflector.



cassandra 1 . 55



cassandra 1 . 70

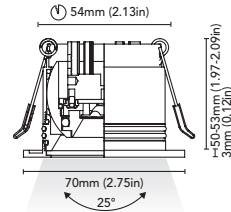
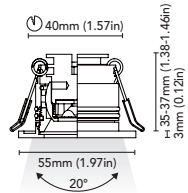
	FINISHES	FE	23	20	4	34
		I	23	20		



cassandra 2

. 55

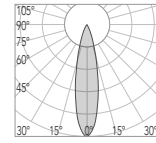
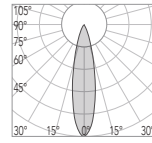
. 70



CODE	3481-55-T3W 3481-55-V3W
FIXTURE	ADJUSTABLE DOWNLIGHT
ADJUSTABILITY	△ 20°
LIGHT SOURCE	POWER LED
POWER	MAX 3W
SUPPLY	T3W: MAX 350mA - Driver not included V3W: 8-32 Vdc
PROTECTION	V3W: FUSE - POLARITY REVERSE SPIKE FILTER
DIMMABLE	YES
BEAM	MEDIUM
SCREEN	LENS + FILM
LED COLOUR	3000K CRI >90 LMN 244lm* 1mt 1105lx 2mt 276lx 3mt 123lx
IP RATE	IP66
MATERIALS	BODY: STAINLESS STEEL AISI 316 ADJUSTABLE SPHERE: STAINLESS STEEL AISI 316 HEATSINK: ALUMINIUM
MOUNTING SYSTEM	WIRE SPRINGS
OPTIONAL	
LED COLOUR	2700K - 4000K
BEAM	NARROW - WIDE

CODE	3481-70-T6W 3481-70-V6W
FIXTURE	ADJUSTABLE DOWNLIGHT
ADJUSTABILITY	△ 25°
LIGHT SOURCE	POWER LED
POWER	MAX 6W
SUPPLY	T6W: MAX 700mA - Driver not included V6W: 8-32 Vdc
PROTECTION	V6W: FUSE - POLARITY REVERSE SPIKE FILTER
DIMMABLE	YES
BEAM	MEDIUM
SCREEN	LENS + FILM
LED COLOUR	3000K CRI >90 LMN 439lm* 1mt 1989lx 2mt 497lx 3mt 221lx
IP RATE	IP66
MATERIALS	BODY: STAINLESS STEEL AISI 316 ADJUSTABLE SPHERE: STAINLESS STEEL AISI 316 HEATSINK: ALUMINIUM
MOUNTING SYSTEM	WIRE SPRINGS
OPTIONAL	
LED COLOUR	2700K - 4000K
BEAM	NARROW - WIDE

* Measures obtained using our standard black reflector.



cassandra 2 . 55



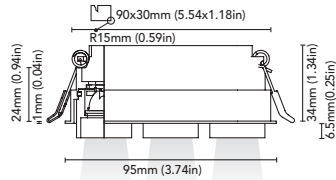
cassandra 2 . 70



FINISHES	FE	23 ● 20 ○ 4 ● 34 ●
	R	4 ●
	C=I	23 ●

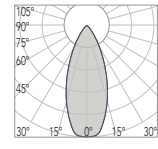


orione



3535-95-3U1.5W

FIXTURE	FIXED DOWNLIGHT
ADJUSTABILITY	NO
LIGHT SOURCE	POWER LED
POWER	MAX 3 X 1.5W
SUPPLY	MAX 500mA - Driver not included
DIMMABLE	YES
BEAM	WIDE
SCREEN	LENS
LED COLOUR	3000K
	CRI >90
	LMN 285lm
	1mt 520lx
	2mt 130lx
	3mt 58lx
IP RATE	IP40
MATERIALS	BODY: ALUMINIUM SPOTS: BRASS
MOUNTING SYSTEM	WIRE SPRINGS
OPTIONAL	
LED COLOUR	2700K - 4000K
IP RATE	IP65
BEAM	NARROW



orione



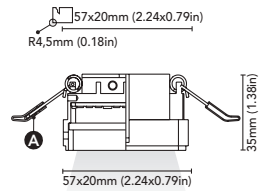
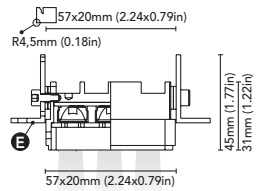
FINISHES	FE	23 20 3 7 10 11 37 39 51 52 53 61 62 63
	I	23 20
	C=R	23 20



sc nadir

. 57 Z

. 57 B



CODE	3461-57A-Z2W 3461-57E-Z2W
FIXTURE	FIXED DOWNLIGHT
ADJUSTABILITY	NO
LIGHT SOURCE	POWER LED
POWER	MAX 2W
SUPPLY	16-32 Vdc
PROTECTION	FUSE - POLARITY REVERSE SPIKE FILTER
DIMMABLE	YES
BEAM	MEDIUM
SCREEN	LENS
LED COLOUR	3000K CRI >90 LMN 93lm 1mt 333x 2mt 83lx 3mt 37lx
IP RATE	IP40
MATERIALS	BODY: ALUMINIUM HEATSINK: ALUMINIUM
MOUNTING SYSTEM	(A) WIRE SPRINGS + RECESS MOUNTING BOX (E) BRACKETS
OPTIONAL LED COLOUR	2700K - 4000K

CODE	3461-57A-B2W 3461-57E-B2W
FIXTURE	FIXED DOWNLIGHT
ADJUSTABILITY	NO
LIGHT SOURCE	POWER LED
POWER	MAX 2W
SUPPLY	16-32 Vdc
PROTECTION	FUSE - POLARITY REVERSE SPIKE FILTER
DIMMABLE	YES
BEAM	WIDE
SCREEN	OPAL
LED COLOUR	3000K CRI >90 LMN 36lm 1mt 20lx 2mt 5lx 3mt 2lx
IP RATE	IP40
MATERIALS	BODY: ALUMINIUM HEATSINK: ALUMINIUM
MOUNTING SYSTEM	(A) WIRE SPRINGS + RECESS MOUNTING BOX (E) BRACKETS
OPTIONAL LED COLOUR	2700K - 4000K



sc nadir . 57 Z



sc nadir . 57 B

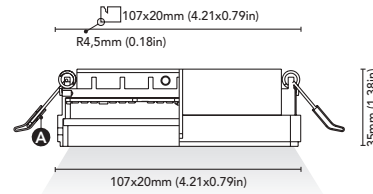
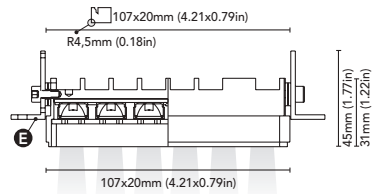




sc nadir

. 107 Z

. 107 B



CODE	3461-107A-Z4W 3461-107E-Z4W
FIXTURE	FIXED DOWNLIGHT
ADJUSTABILITY	NO
LIGHT SOURCE	POWER LED
POWER	MAX 4W
SUPPLY	16-32 Vdc
PROTECTION	FUSE - POLARITY REVERSE SPIKE FILTER
DIMMABLE	YES
BEAM	MEDIUM
SCREEN	LENS
LED COLOUR	3000K CRI >90 LMN 206lm 1mt 795lx 2mt 199lx 3mt 88lx
IP RATE	IP40
MATERIALS	BODY: ALUMINIUM HEATSINK: ALUMINIUM
MOUNTING SYSTEM	(A) WIRE SPRINGS + RECESS MOUNTING BOX (E) BRACKETS
OPTIONAL	
LED COLOUR	2700K - 4000K

CODE	3461-107A-B4W 3461-107E-B4W
FIXTURE	FIXED DOWNLIGHT
ADJUSTABILITY	NO
LIGHT SOURCE	POWER LED
POWER	MAX 4W
SUPPLY	16-32 Vdc
PROTECTION	FUSE - POLARITY REVERSE SPIKE FILTER
DIMMABLE	YES
BEAM	WIDE
SCREEN	OPAL
LED COLOUR	3000K CRI >90 LMN 59lm 1mt 33lx 2mt 8lx 3mt 4lx
IP RATE	IP40
MATERIALS	BODY: ALUMINIUM HEATSINK: ALUMINIUM
MOUNTING SYSTEM	(A) WIRE SPRINGS + RECESS MOUNTING BOX (E) BRACKETS
OPTIONAL	
LED COLOUR	2700K - 4000K



sc nadir . 107 Z



sc nadir . 107 B

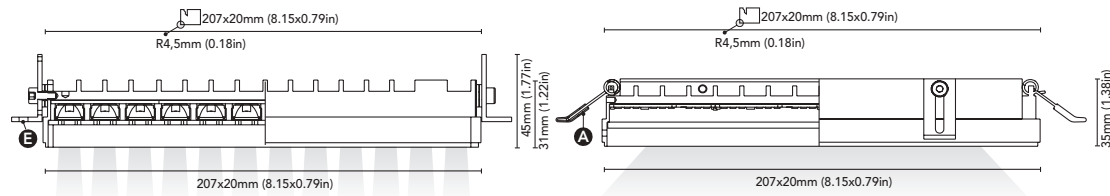




sc nadir

. 207 Z

. 207 B



CODE	3461-207A-Z8W 3461-207E-Z8W
FIXTURE	FIXED DOWNLIGHT
ADJUSTABILITY	NO
LIGHT SOURCE	POWER LED
POWER	MAX 8W
SUPPLY	16-32 Vdc
PROTECTION	FUSE - POLARITY REVERSE SPIKE FILTER
DIMMABLE	YES
BEAM	MEDIUM
SCREEN	LENS
LED COLOUR	3000K CRI >90 LMN 409lm 1mt 1430lx 2mt 358lx 3mt 159lx
IP RATE	IP40
MATERIALS	BODY: ALUMINIUM HEATSINK: ALUMINIUM
MOUNTING SYSTEM	(A) WIRE SPRINGS + RECESS MOUNTING BOX (E) BRACKETS
OPTIONAL LED COLOUR	2700K - 4000K

CODE	3461-207A-B8W 3461-207E-B8W
FIXTURE	FIXED DOWNLIGHT
ADJUSTABILITY	NO
LIGHT SOURCE	POWER LED
POWER	MAX 8W
SUPPLY	16-32 Vdc
PROTECTION	FUSE - POLARITY REVERSE SPIKE FILTER
DIMMABLE	YES
BEAM	WIDE
SCREEN	OPAL
LED COLOUR	3000K CRI >90 LMN 125lm 1mt 64lx 2mt 16lx 3mt 7lx
IP RATE	IP40
MATERIALS	BODY: ALUMINIUM HEATSINK: ALUMINIUM
MOUNTING SYSTEM	(A) WIRE SPRINGS + RECESS MOUNTING BOX (E) BRACKETS
OPTIONAL LED COLOUR	2700K - 4000K



sc nadir . 207 Z



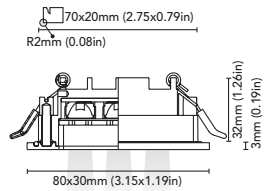
sc nadir . 207 B



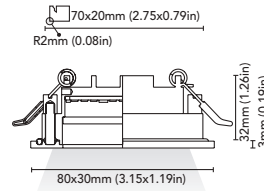


zenit

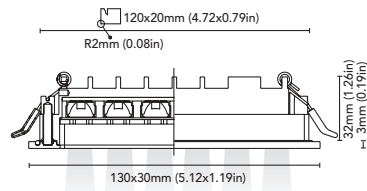
. 80 Z



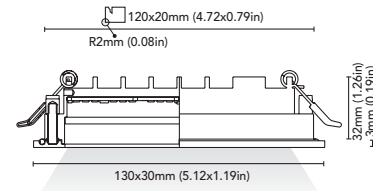
. 80 B



. 130 Z



. 130 B



CODE	3460-80A-Z2W
FIXTURE	FIXED DOWNLIGHT
ADJUSTABILITY	NO
LIGHT SOURCE	POWER LED
POWER	MAX 2W
SUPPLY	16-32 Vdc
PROTECTION	FUSE - POLARITY REVERSE SPIKE FILTER
DIMMABLE	YES
BEAM	MEDIUM
SCREEN	LENS
LED COLOUR	3000K CRI >90 LMN 93lm 1mt 333x 2mt 83lx 3mt 37lx
IP RATE	IP65
MATERIALS	BODY: BRASS OR STAINLESS STEEL AISI 316 HEATSINK: ALUMINIUM
MOUNTING SYSTEM	WIRE SPRINGS
OPTIONAL LED COLOUR	2700K - 4000K

CODE	3460-80A-B2W
FIXTURE	FIXED DOWNLIGHT
ADJUSTABILITY	NO
LIGHT SOURCE	POWER LED
POWER	MAX 2W
SUPPLY	16-32 Vdc
PROTECTION	FUSE - POLARITY REVERSE SPIKE FILTER
DIMMABLE	YES
BEAM	WIDE
SCREEN	OPAL
LED COLOUR	3000K CRI >90 LMN 36lm 1mt 20lx 2mt 5lx 3mt 2lx
IP RATE	IP65
MATERIALS	BODY: BRASS OR STAINLESS STEEL AISI 316 HEATSINK: ALUMINIUM
MOUNTING SYSTEM	WIRE SPRINGS
OPTIONAL LED COLOUR	2700K - 4000K

CODE	3460-130A-Z4W
FIXTURE	FIXED DOWNLIGHT
ADJUSTABILITY	NO
LIGHT SOURCE	POWER LED
POWER	MAX 4W
SUPPLY	16-32 Vdc
PROTECTION	FUSE - POLARITY REVERSE SPIKE FILTER
DIMMABLE	YES
BEAM	MEDIUM
SCREEN	LENS
LED COLOUR	3000K CRI >90 LMN 206lm 1mt 795lx 2mt 199lx 3mt 88lx
IP RATE	IP65
MATERIALS	BODY: BRASS OR STAINLESS STEEL AISI 316 HEATSINK: ALUMINIUM
MOUNTING SYSTEM	WIRE SPRINGS
OPTIONAL LED COLOUR	2700K - 4000K

CODE	3460-130A-B4W
FIXTURE	FIXED DOWNLIGHT
ADJUSTABILITY	NO
LIGHT SOURCE	POWER LED
POWER	MAX 4W
SUPPLY	16-32 Vdc
PROTECTION	FUSE - POLARITY REVERSE SPIKE FILTER
DIMMABLE	YES
BEAM	WIDE
SCREEN	OPAL
LED COLOUR	3000K CRI >90 LMN 59lm 1mt 33lx 2mt 8lx 3mt 4lx
IP RATE	IP65
MATERIALS	BODY: BRASS OR STAINLESS STEEL AISI 316 HEATSINK: ALUMINIUM
MOUNTING SYSTEM	WIRE SPRINGS
OPTIONAL LED COLOUR	2700K - 4000K



zenit . 80 Z



zenit . 80 B

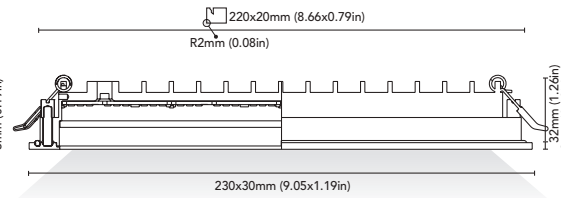
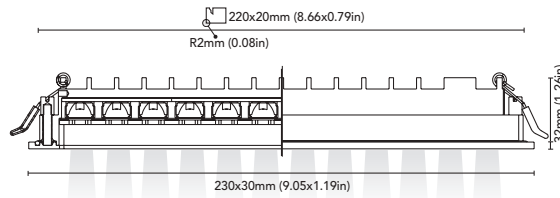
	FE	BRASS MATERIAL	23 20 3 7 10 11 37 39 51 52 53 61 62 63
	FE	STAINLESS STEEL MATERIAL	23 20 4 34
	I		23 20



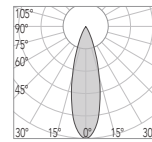
zenit

. 230 Z

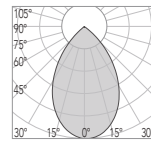
. 230 B




CODE	3460-230A-Z8W
FIXTURE	FIXED DOWNLIGHT
ADJUSTABILITY	NO
LIGHT SOURCE	POWER LED
POWER	MAX 8W
SUPPLY	16-32 Vdc
PROTECTION	FUSE - POLARITY REVERSE SPIKE FILTER
DIMMABLE	YES
BEAM	MEDIUM
SCREEN	LENS
LED COLOUR	3000K CRI >90 LMN 409lm 1mt 1430lx 2mt 358lx 3mt 159lx
IP RATE	IP65
MATERIALS	BODY: BRASS OR STAINLESS STEEL AISI 316 HEATSINK: ALUMINIUM
MOUNTING SYSTEM	WIRE SPRINGS
OPTIONAL LED COLOUR	2700K - 4000K



CODE	3460-230A-B8W
FIXTURE	FIXED DOWNLIGHT
ADJUSTABILITY	NO
LIGHT SOURCE	POWER LED
POWER	MAX 8W
SUPPLY	16-32 Vdc
PROTECTION	FUSE - POLARITY REVERSE SPIKE FILTER
DIMMABLE	YES
BEAM	WIDE
SCREEN	OPAL
LED COLOUR	3000K CRI >90 LMN 125lm 1mt 64lx 2mt 16lx 3mt 7lx
IP RATE	IP65
MATERIALS	BODY: BRASS OR STAINLESS STEEL AISI 316 HEATSINK: ALUMINIUM
MOUNTING SYSTEM	WIRE SPRINGS
OPTIONAL LED COLOUR	2700K - 4000K



zenit . 230 Z



zenit . 230 B

FE 	FINISHES	FE BRASS MATERIAL	23 20 3 7 10 11 37 39 51 52 53 61 62 63
		FE STAINLESS STEEL MATERIAL	23 20 4 34
		I	23 20



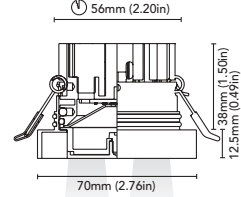
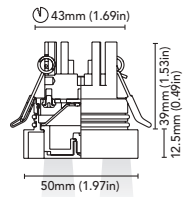
Downlight Classic



kidd

. 50

. 70



CODE	3395-50-A4W 3395-50-B4W
FIXTURE	FIXED DOWNLIGHT
ADJUSTABILITY	NO
LIGHT SOURCE	POWER LED
POWER	MAX 4W
SUPPLY	A4W: MAX 700mA - Driver not included B4W: 8-32Vdc
PROTECTION	B4W: FUSE - POLARITY REVERSE SPIKE FILTER
DIMMABLE	YES
BEAM	WIDE
SCREEN	FROSTED
LED COLOUR	3000K CRI >90 LMN 43lm 1mt 3lx 2mt 1lx 3mt 0lx
IP RATE	IP40
MATERIALS	BODY: BRASS HEATSINK: ALUMINIUM
MOUNTING SYSTEM	WIRE SPRINGS
OPTIONAL	
LED COLOUR	2700K - 4000K
IP RATE	IP65 - IP66

CODE	3395-70-A6W 3395-70-B6W
FIXTURE	FIXED DOWNLIGHT
ADJUSTABILITY	NO
LIGHT SOURCE	POWER LED
POWER	MAX 6W
SUPPLY	A6W: MAX 500mA - Driver not included B6W: 16-32Vdc
PROTECTION	B6W: FUSE - POLARITY REVERSE SPIKE FILTER
DIMMABLE	YES
BEAM	WIDE
SCREEN	FROSTED
LED COLOUR	3000K CRI >90 LMN 62lm 1mt 3lx 2mt 1lx 3mt 0lx
IP RATE	IP40
MATERIALS	BODY: BRASS HEATSINK: ALUMINIUM
MOUNTING SYSTEM	WIRE SPRINGS
OPTIONAL	
LED COLOUR	2700K - 4000K
IP RATE	IP65 - IP66



kidd . 50



kidd . 70



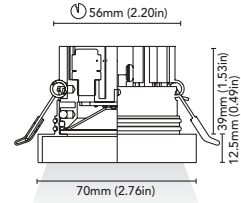
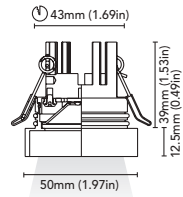
FINISHES	R=FE	23 20 3 7 10 11 37 39 51 52 53 61 62 63
	I	23 20



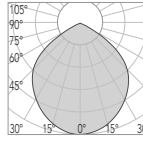
jack 1

. 50

. 70



CODE	3393-50-A4W 3393-50-B4W
FIXTURE	FIXED DOWNLIGHT
ADJUSTABILITY	NO
LIGHT SOURCE	POWER LED
POWER	MAX 4W
SUPPLY	A4W: MAX 700mA - Driver not included B4W: 8-32Vdc
PROTECTION	B4W: FUSE - POLARITY REVERSE SPIKE FILTER
DIMMABLE	YES
BEAM	WIDE
SCREEN	FROSTED
LED COLOUR	3000K CRI >90 LMN 225lm 1mt 121lx 2mt 30lx 3mt 13lx 
IP RATE	IP40
MATERIALS	BODY: BRASS HEATSINK: ALUMINIUM
MOUNTING SYSTEM	WIRE SPRINGS
OPTIONAL	
LED COLOUR	2700K - 4000K
IP RATE	IP65 - IP66


CODE	3393-70-A6W 3393-70-B6W
FIXTURE	FIXED DOWNLIGHT
ADJUSTABILITY	NO
LIGHT SOURCE	POWER LED
POWER	MAX 6W
SUPPLY	A6W: MAX 500mA - Driver not included B6W: 16-32Vdc
PROTECTION	B6W: FUSE - POLARITY REVERSE SPIKE FILTER
DIMMABLE	YES
BEAM	WIDE
SCREEN	FROSTED
LED COLOUR	3000K CRI >90 LMN 431lm 1mt 175lx 2mt 44lx 3mt 19lx 
IP RATE	IP40
MATERIALS	BODY: BRASS HEATSINK: ALUMINIUM
MOUNTING SYSTEM	WIRE SPRINGS
OPTIONAL	
LED COLOUR	2700K - 4000K
IP RATE	IP65 - IP66



jack 1 . 50



jack 1 . 70

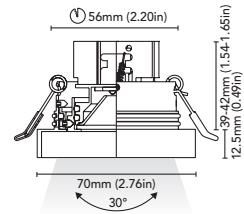
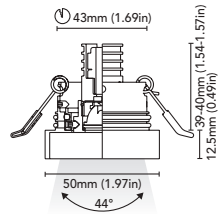
	FINISHES	FE	23 20 3 7 10 11 37 39 51 52 53 61 62 63
		I	23 20



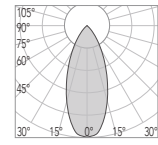
jack 2 F

. 50 F

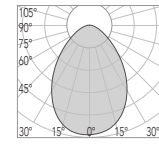
. 70 F



CODE	3394-50F-U2W 3394-50F-Z2W
FIXTURE	ADJUSTABLE DOWNLIGHT
ADJUSTABILITY	△ 44°
LIGHT SOURCE	POWER LED
POWER	MAX 2W
SUPPLY	U2W: MAX 700mA - Driver not included Z2W: 8-32Vdc
PROTECTION	Z2W: FUSE - POLARITY REVERSE SPIKE FILTER
DIMMABLE	YES
BEAM	WIDE
SCREEN	FROSTED
LED COLOUR	3000K CRI >90 LMN 138lm 1mt 171lx 2mt 43lx 3mt 19lx
IP RATE	IP20
MATERIALS	BODY: BRASS HEATSINK: ALUMINIUM
MOUNTING SYSTEM	WIRE SPRINGS
OPTIONAL LED COLOUR	2700K - 4000K - BLUE - RED
BEAM	NARROW



CODE	3394-70F-A4W 3394-70F-B4W
FIXTURE	ADJUSTABLE DOWNLIGHT
ADJUSTABILITY	△ 30°
LIGHT SOURCE	POWER LED
POWER	MAX 4W
SUPPLY	A4W: MAX 700mA - Driver not included B4W: 8-32Vdc
PROTECTION	B4W: FUSE - POLARITY REVERSE SPIKE FILTER
DIMMABLE	YES
BEAM	WIDE
SCREEN	FROSTED
LED COLOUR	3000K CRI >90 LMN 225lm 1mt 121lx 2mt 30lx 3mt 13lx
IP RATE	IP20
MATERIALS	BODY: BRASS HEATSINK: ALUMINIUM
MOUNTING SYSTEM	WIRE SPRINGS
OPTIONAL LED COLOUR	2700K - 4000K
BEAM	



jack 2 . 50F



jack 2 . 70F

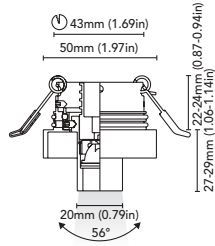


FINISHES	R=FE	23 20 3 7 10 11 37 39 51 52 53 61 62 63
	I	23 20

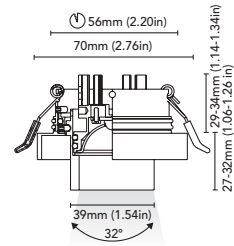


jack 2 M

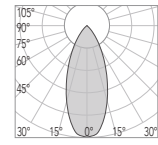
. 50 M



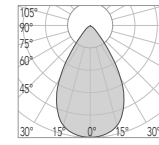
. 70 M



CODE	3394-50M-U2W 3394-50M-Z2W
FIXTURE	ADJUSTABLE DOWNLIGHT
ADJUSTABILITY	△ 56°
LIGHT SOURCE	POWER LED
POWER	MAX 2W
SUPPLY	U2W: MAX 700mA - Driver not included Z2W: 8-32Vdc
PROTECTION	Z2W: FUSE - POLARITY REVERSE SPIKE FILTER
DIMMABLE	YES
BEAM	WIDE
SCREEN	LENS
LED COLOUR	3000K CRI >90 LMN 138lm 1mt 171lx 2mt 43lx 3mt 19lx
IP RATE	IP20
MATERIALS	BODY: BRASS HEATSINK: ALUMINIUM
MOUNTING SYSTEM	WIRE SPRINGS
OPTIONAL	
LED COLOUR	2700K - 4000K - BLUE - RED
BEAM	NARROW



CODE	3394-70M-A4W 3394-70M-B4W
FIXTURE	ADJUSTABLE DOWNLIGHT
ADJUSTABILITY	△ 32°
LIGHT SOURCE	POWER LED
POWER	MAX 4W
SUPPLY	A4W: MAX 700mA - Driver not included B4W: 8-32Vdc
PROTECTION	B4W: FUSE - POLARITY REVERSE SPIKE FILTER
DIMMABLE	YES
BEAM	WIDE
SCREEN	FROSTED
LED COLOUR	3000K CRI >90 LMN 225lm 1mt 121lx 2mt 30lx 3mt 13lx
IP RATE	IP20
MATERIALS	BODY: BRASS HEATSINK: ALUMINIUM
MOUNTING SYSTEM	WIRE SPRINGS
OPTIONAL	
LED COLOUR	2700K - 4000K
BEAM	



jack 2 . 50M



jack 2 . 70M

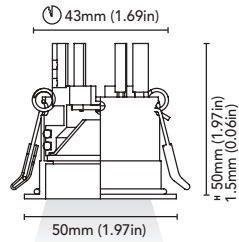


FINISHES	R=FE	23 20 3 7 10 11 37 39 51 52 53 61 62 63
	C=I	23 20

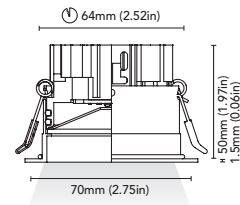


flint 1

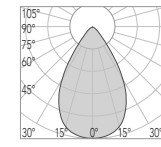
. 50



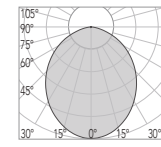
. 70



CODE	3401-50-A4W 3401-50-B4W
FIXTURE	FIXED DOWNLIGHT
ADJUSTABILITY	NO
LIGHT SOURCE	POWER LED
POWER	MAX 4W
SUPPLY	A4W: MAX 700mA - Driver not included B4W: 8-32Vdc
PROTECTION	B4W: FUSE - POLARITY REVERSE SPIKE FILTER
DIMMABLE	YES
BEAM	WIDE
SCREEN	FROSTED
LED COLOUR	3000K CRI >90 LMN 225lm 1mt 121lx 2mt 30lx 3mt 13lx
IP RATE	IP40
MATERIALS	BODY: BRASS HEATSINK: ALUMINIUM
MOUNTING SYSTEM	WIRE SPRINGS
OPTIONAL	
LED COLOUR	2700K - 4000K
IP RATE	IP65 - IP66



CODE	3401-70-A8W 3401-70-B8W
FIXTURE	FIXED DOWNLIGHT
ADJUSTABILITY	NO
LIGHT SOURCE	POWER LED
POWER	MAX 8W
SUPPLY	A8W: MAX 700mA - Driver not included B8W: 16-32Vdc
PROTECTION	B8W: FUSE POLARITY REVERSE SPIKE FILTER
DIMMABLE	YES
BEAM	WIDE
SCREEN	FROSTED
LED COLOUR	3000K CRI >90 LMN 566lm 1mt 236lx 2mt 59lx 3mt 26lx
IP RATE	IP40
MATERIALS	BODY: BRASS HEATSINK: ALUMINIUM
MOUNTING SYSTEM	WIRE SPRINGS
OPTIONAL	
LED COLOUR	2700K - 4000K
IP RATE	IP65 - IP66



flint 1 . 50



flint 1 . 70

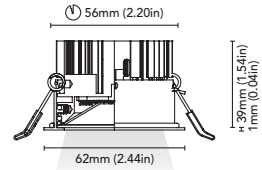
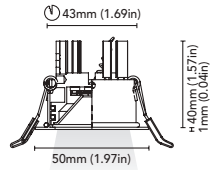
	FINISHES	FE	23	20	3	7	10	11	37	39	51	52	53	61	62	63
		I	23	20												
		I														



rodi 1

. 50

. 62



CODE	3239-50-A4W 3239-50-B4W
FIXTURE	FIXED DOWNLIGHT
ADJUSTABILITY	NO
LIGHT SOURCE	POWER LED
POWER	MAX 4W
SUPPLY	A4W: MAX 700mA - Driver not included B4W: 8-32Vdc
PROTECTION	B4W: FUSE POLARITY REVERSE SPIKE FILTER
DIMMABLE	YES
BEAM	WIDE
SCREEN	FROSTED
LED COLOUR	3000K CRI >90 LMN 225lm 1mt 121lx 2mt 30lx 3mt 13lx
IP RATE	IP40
MATERIALS	BODY: BRASS OR STAINLESS STEEL AISI 316 HEATSINK: ALUMINIUM
MOUNTING SYSTEM	WIRE SPRINGS
OPTIONAL	
LED COLOUR	2700K - 4000K
IP RATE	IP65 - IP66

CODE	3239-62-A6W 3239-62-B6W
FIXTURE	FIXED DOWNLIGHT
ADJUSTABILITY	NO
LIGHT SOURCE	POWER LED
POWER	MAX 6W
SUPPLY	A6W: MAX 500mA - Driver not included B6W: 16-32Vdc
PROTECTION	B6W: FUSE POLARITY REVERSE SPIKE FILTER
DIMMABLE	YES
BEAM	WIDE
SCREEN	FROSTED
LED COLOUR	3000K CRI >90 LMN 431lm 1mt 175lx 2mt 44lx 3mt 19lx
IP RATE	IP40
MATERIALS	BODY: BRASS OR STAINLESS STEEL AISI 316 HEATSINK: ALUMINIUM
MOUNTING SYSTEM	WIRE SPRINGS
OPTIONAL	
LED COLOUR	2700K - 4000K
IP RATE	IP65 - IP66



rodi 1 . 50



rodi 1 . 62

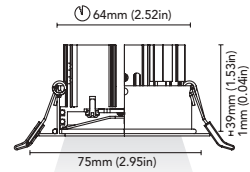
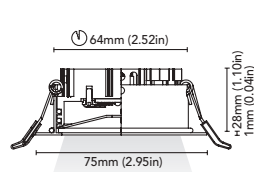


FINISHES	FE BRASS MATERIAL	23 20 3 7 10 11 37 39 51 52 53 61 62 63
	FE STAINLESS STEEL MATERIAL	23 20 4 34



rodi 1

. 75



CODE	3239-75-A4W 3239-75-B4W
FIXTURE	FIXED DOWNLIGHT
ADJUSTABILITY	NO
LIGHT SOURCE	POWER LED
POWER	MAX 4W
SUPPLY	A4W: MAX 700mA - Driver not included B4W: 8-32Vdc
PROTECTION	B4W: FUSE POLARITY REVERSE SPIKE FILTER
DIMMABLE	YES
BEAM	WIDE
SCREEN	FROSTED
LED COLOUR	3000K CRI >90 LMN 283lm 1mt 118lx 2mt 30lx 3mt 13lx
IP RATE	IP40
MATERIALS	BODY: BRASS OR STAINLESS STEEL AISI 316 HEATSINK: ALUMINIUM
MOUNTING SYSTEM	WIRE SPRINGS
OPTIONAL	
LED COLOUR	2700K - 4000K
IP RATE	IP65 - IP66

CODE	3239-75-A8W 3239-75-B8W
FIXTURE	FIXED DOWNLIGHT
ADJUSTABILITY	NO
LIGHT SOURCE	POWER LED
POWER	MAX 8W
SUPPLY	A8W: MAX 700mA - Driver not included B8W: 16-32Vdc
PROTECTION	B8W: FUSE POLARITY REVERSE SPIKE FILTER
DIMMABLE	YES
BEAM	WIDE
SCREEN	FROSTED
LED COLOUR	3000K CRI >90 LMN 566lm 1mt 236lx 2mt 59lx 3mt 26lx
IP RATE	IP40
MATERIALS	BODY: BRASS OR STAINLESS STEEL AISI 316 HEATSINK: ALUMINIUM
MOUNTING SYSTEM	WIRE SPRINGS
OPTIONAL	
LED COLOUR	2700K - 4000K
IP RATE	IP65 - IP66



rodi 1 . 75

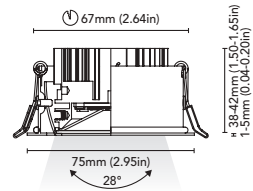
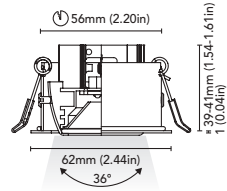
	FINISHES	FE BRASS MATERIAL	23 20 3 7 10 11 37 39 51 52 53 61 62 63
		FE STAINLESS STEEL MATERIAL	23 20 4 34



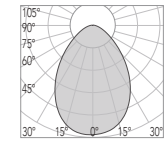
rodi 2

. 62

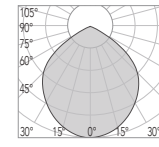
. 75



CODE	3240-62-A4W 3240-62-B4W
FIXTURE	ADJUSTABLE DOWNLIGHT
ADJUSTABILITY	△ 36°
LIGHT SOURCE	POWER LED
POWER	MAX 4W
SUPPLY	A4W: MAX 700mA - Driver not included B4W: 8-32Vdc
PROTECTION	B4W: FUSE POLARITY REVERSE SPIKE FILTER
DIMMABLE	YES
BEAM	WIDE
SCREEN	FROSTED
LED COLOUR	3000K CRI >90 LMN 225lm 1mt 121lx 2mt 30lx 3mt 13lx
IP RATE	IP20
MATERIALS	BODY: BRASS OR STAINLESS STEEL AISI 316 HEATSINK: ALUMINIUM
MOUNTING SYSTEM	WIRE SPRINGS
OPTIONAL LED COLOUR	2700K - 4000K



CODE	3240-75-A6W 3240-75-B6W
FIXTURE	ADJUSTABLE DOWNLIGHT
ADJUSTABILITY	△ 28°
LIGHT SOURCE	POWER LED
POWER	MAX 6W
SUPPLY	A6W: MAX 700mA - Driver not included B6W: 16-32Vdc
PROTECTION	B6W: FUSE POLARITY REVERSE SPIKE FILTER
DIMMABLE	YES
BEAM	WIDE
SCREEN	FROSTED
LED COLOUR	3000K CRI >90 LMN 431lm 1mt 175lx 2mt 44lx 3mt 19lx
IP RATE	IP20
MATERIALS	BODY: BRASS OR STAINLESS STEEL AISI 316 HEATSINK: ALUMINIUM
MOUNTING SYSTEM	WIRE SPRINGS
OPTIONAL LED COLOUR	2700K - 4000K



rodi 2 . 62



rodi 2 . 75

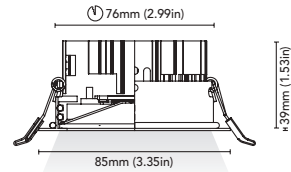
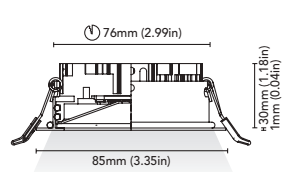


FINISHES	R=FE BRASS MATERIAL	23 20 3 7 10 11 37 39 51 52 53 61 62 63
	R=FE STAINLESS STEEL MATERIAL	23 20 4 34



serifos 1

. 85



CODE	3329-85-A4W 3329-85-B4W
FIXTURE	FIXED DOWNLIGHT
ADJUSTABILITY	NO
LIGHT SOURCE	POWER LED
POWER	MAX 4W
SUPPLY	A4W: MAX 700mA - Driver not included B4W: 8-32Vdc
PROTECTION	B4W: FUSE POLARITY REVERSE SPIKE FILTER
DIMMABLE	YES
BEAM	WIDE
SCREEN	FROSTED
LED COLOUR	3000K CRI >90 LMN 323lm 1mt 124lx 2mt 31lx 3mt 14lx
IP RATE	IP40
MATERIALS	BODY: BRASS OR STAINLESS STEEL AISI 316 HEATSINK: ALUMINIUM
MOUNTING SYSTEM	WIRE STEEL SPRINGS
OPTIONAL	
LED COLOUR	2700K - 4000K
IP RATE	IP65 - IP66

CODE	3329-85-A8W 3329-85-B8W
FIXTURE	FIXED DOWNLIGHT
ADJUSTABILITY	NO
LIGHT SOURCE	POWER LED
POWER	MAX 8W
SUPPLY	A8W: MAX 700mA - Driver not included B8W: 16-32Vdc
PROTECTION	B8W: FUSE POLARITY REVERSE SPIKE FILTER
DIMMABLE	YES
BEAM	WIDE
SCREEN	FROSTED
LED COLOUR	3000K CRI >90 LMN 645lm 1mt 248lx 2mt 62lx 3mt 28lx
IP RATE	IP40
MATERIALS	BODY: BRASS OR STAINLESS STEEL AISI 316 HEATSINK: ALUMINIUM
MOUNTING SYSTEM	WIRE SPRINGS
OPTIONAL	
LED COLOUR	2700K - 4000K
IP RATE	IP65 - IP66



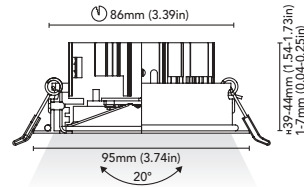
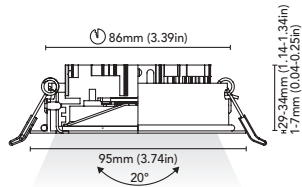
serifos 1 . 85

	FINISHES	FE BRASS MATERIAL	23 20 3 7 10 11 37 39 51 52 53 61 62 63
		FE STAINLESS STEEL MATERIAL	23 20 4 34

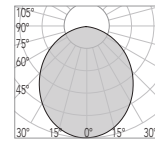


serifos 2

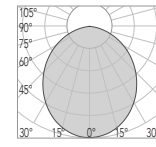
. 95



CODE	3344-95-A4W 3344-95-B4W
FIXTURE	ADJUSTABLE DOWNLIGHT
ADJUSTABILITY	△ 20°
LIGHT SOURCE	POWER LED
POWER	MAX 4W
SUPPLY	A4W: MAX 700mA - Driver not included B4W: 8-32Vdc
PROTECTION	B4W: FUSE POLARITY REVERSE SPIKE FILTER
DIMMABLE	YES
BEAM	WIDE
SCREEN	FROSTED
LED COLOUR	3000K CRI >90 LMN 323lm 1mt 124lx 2mt 31lx 3mt 14lx
IP RATE	IP20
MATERIALS	BODY: BRASS OR STAINLESS STEEL AISI 316 HEATSINK: ALUMINIUM
MOUNTING SYSTEM	WIRE SPRINGS
OPTIONAL	
LED COLOUR	2700K - 4000K



CODE	3344-95-A8W 3344-95-B8W
FIXTURE	ADJUSTABLE DOWNLIGHT
ADJUSTABILITY	△ 20°
LIGHT SOURCE	POWER LED
POWER	MAX 8W
SUPPLY	A8W: MAX 700mA - Driver not included B8W: 16-32Vdc
PROTECTION	B8W: FUSE POLARITY REVERSE SPIKE FILTER
DIMMABLE	YES
BEAM	WIDE
SCREEN	FROSTED
LED COLOUR	3000K CRI >90 LMN 645lm 1mt 248lx 2mt 62lx 3mt 28lx
IP RATE	IP20
MATERIALS	BODY: BRASS OR STAINLESS STEEL AISI 316 HEATSINK: ALUMINIUM
MOUNTING SYSTEM	WIRE SPRINGS
OPTIONAL	
LED COLOUR	2700K - 4000K



serifos 2 . 95

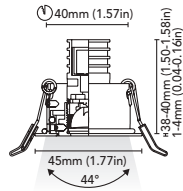


FINISHES	R=FE BRASS MATERIAL	23 20 3 7 10 11 37 39 51 52 53 61 62 63
	R=FE STAINLESS STEEL MATERIAL	23 20 4 34

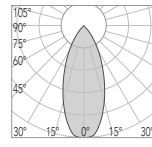


kea

. 45F



CODE	3324-45F-U2W 3324-45F-Z2W
FIXTURE	ADJUSTABLE DOWNLIGHT
ADJUSTABILITY	△ 44°
LIGHT SOURCE	POWER LED
POWER	MAX 2W
SUPPLY	U2W: MAX 700mA - Driver not included Z2W: 8-32Vdc
PROTECTION	Z2W: FUSE - POLARITY REVERSE - SPIKE FILTER
DIMMABLE	YES
BEAM	WIDE
SCREEN	LENS
LED COLOUR	3000K CRI >90 LMN 138lm 1mt 171lx 2mt 43lx 3mt 19lx
IP RATE	IP20
MATERIALS	BODY: BRASS HEATSINK: ALUMINIUM
MOUNTING SYSTEM	WIRE SPRINGS
OPTIONAL	
LED COLOUR	2700K - 4000K - BLUE - RED
BEAM	NARROW



kea . 45F

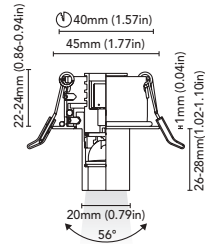


FINISHES	R=FE	23	20	3	7	10	11	37	39	51	52	53	61	62	63

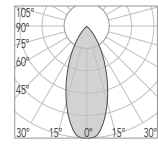


kea

. 45M



CODE	3324-45M-U2W 3324-45M-Z2W
FIXTURE	ADJUSTABLE DOWNLIGHT
ADJUSTABILITY	△ 56°
LIGHT SOURCE	POWER LED
POWER	MAX 2W
SUPPLY	U2W: MAX 700mA - Driver not included Z2W: 8-32Vdc
PROTECTION	Z2W: FUSE - POLARITY REVERSE - SPIKE FILTER
DIMMABLE	YES
BEAM	WIDE
SCREEN	FROSTED
LED COLOUR	3000K CRI >90 LMN 138lm 1mt 171lx 2mt 43lx 3mt 19lx
IP RATE	IP20
MATERIALS	BODY: BRASS HEATSINK: ALUMINIUM
MOUNTING SYSTEM	WIRE SPRINGS
OPTIONAL	
LED COLOUR	2700K - 4000K - BLUE - RED
BEAM	NARROW



kea . 45M

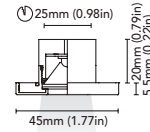
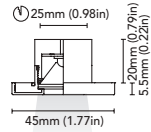


FINISHES	R=FE	23 20 3 7 10 11 37 39 51 52 53 61 62 63
	C	23 20

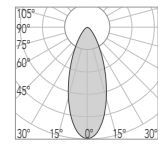


morgan

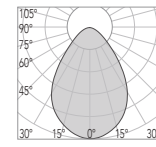
2 . 45



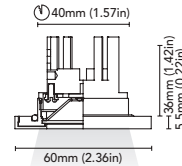
CODE	3353-45-U1W
FIXTURE	FIXED DOWNLIGHT
ADJUSTABILITY	NO
LIGHT SOURCE	POWER LED
POWER	MAX 1W
SUPPLY	MAX 350mA - Driver not included
PROTECTION	
DIMMABLE	YES
BEAM	WIDE
SCREEN	FROSTED
LED COLOUR	3000K CRI >90 LMN 87lm 1mt 237lx 2mt 59lx 3mt 26lx
IP RATE	IP65
MATERIALS	BODY: STAINLESS STEEL AISI 316 HEATSINK: ALUMINIUM
MOUNTING SYSTEM	SCREWS
OPTIONAL	
LED COLOUR	2700K - 4000K - BLUE - RED
IP RATE	IP66
BEAM	NARROW



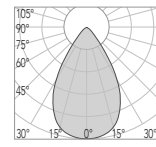
CODE	3353-45-B1W
FIXTURE	FIXED DOWNLIGHT
ADJUSTABILITY	NO
LIGHT SOURCE	POWER LED
POWER	MAX 1W
SUPPLY	8-32Vdc
PROTECTION	
DIMMABLE	YES
BEAM	WIDE
SCREEN	FROSTED
LED COLOUR	3000K CRI >90 LMN 54lm 1mt 32lx 2mt 8lx 3mt 4lx
IP RATE	IP65
MATERIALS	BODY: STAINLESS STEEL AISI 316 HEATSINK: ALUMINIUM
MOUNTING SYSTEM	SCREWS
OPTIONAL	
LED COLOUR	2700K - 4000K - BLUE - RED
IP RATE	IP66
BEAM	



3 . 60




CODE	3354-60-A4W 3354-60-B4W
FIXTURE	FIXED DOWNLIGHT
ADJUSTABILITY	NO
LIGHT SOURCE	POWER LED
POWER	MAX 4W
SUPPLY	A4W: MAX 700mA - Driver not included B4W: 8-32Vdc
PROTECTION	
DIMMABLE	YES
BEAM	WIDE
SCREEN	FROSTED
LED COLOUR	3000K CRI >90 LMN 225lm 1mt 121lx 2mt 30lx 3mt 13lx
IP RATE	IP65
MATERIALS	BODY: STAINLESS STEEL AISI 316 HEATSINK: ALUMINIUM
MOUNTING SYSTEM	SCREWS
OPTIONAL	
LED COLOUR	2700K - 4000K
IP RATE	IP66
BEAM	



morgan 2 . 45



morgan 3 . 60



FE

FINISHES

FE
STAINLESS
STEEL
MATERIAL

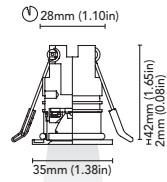
23
20
4
34



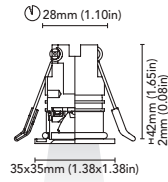


bright

. R



. Q



CODE	3538-35-Z2W
FIXTURE	FIXED DOWNLIGHT
ADJUSTABILITY	NO
LIGHT SOURCE	POWER LED
POWER	MAX 2W
SUPPLY	8-32 Vdc
PROTECTION	FUSE - POLARITY REVERSE SPIKE FILTER
DIMMABLE	YES
BEAM	WIDE
SCREEN	LENS
LED COLOUR	3000K CRI >90 LMN 150lm 1mt 427lx 2mt 107lx 3mt 47lx
IP RATE	IP65
MATERIALS	BODY: STAINLESS STEEL AISI 316 HEATSINK: ALUMINIUM
MOUNTING SYSTEM	WIRE SPRINGS
OPTIONAL	
LED COLOUR	2700K - 4000K - BLUE - RED
IP RATE	IP66
BEAM	NARROW

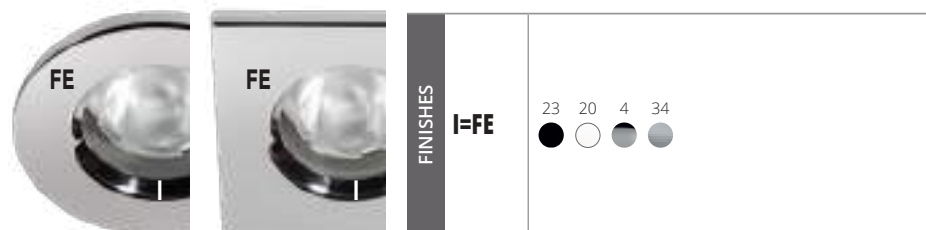
CODE	3539-35-Z2W
FIXTURE	FIXED DOWNLIGHT
ADJUSTABILITY	NO
LIGHT SOURCE	POWER LED
POWER	MAX 2W
SUPPLY	8-32 Vdc
PROTECTION	FUSE - POLARITY REVERSE SPIKE FILTER
DIMMABLE	YES
BEAM	WIDE
SCREEN	LENS
LED COLOUR	3000K CRI >90 LMN 150lm 1mt 427lx 2mt 107lx 3mt 47lx
IP RATE	IP65
MATERIALS	BODY: STAINLESS STEEL AISI 316 HEATSINK: ALUMINIUM
MOUNTING SYSTEM	WIRE SPRINGS
OPTIONAL	
LED COLOUR	2700K - 4000K - BLUE - RED
IP RATE	IP66
BEAM	NARROW



bright . R



bright . Q

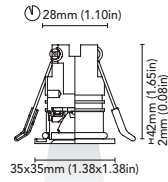
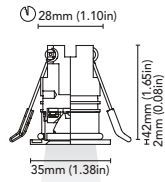




shadow

. R

. Q



CODE	3540-35-Z2W
FIXTURE	FIXED DOWNLIGHT (WITH BLACK EYELID)
ADJUSTABILITY	NO
LIGHT SOURCE	POWER LED
POWER	MAX 2W
SUPPLY	8-32 Vdc
PROTECTION	FUSE - POLARITY REVERSE SPIKE FILTER
DIMMABLE	YES
BEAM	WIDE
SCREEN	LENS
LED COLOUR	3000K CRI >90 LMN 87lm 1mt 32lx 2mt 8lx 3mt 4lx
IP RATE	IP65
MATERIALS	BODY: STAINLESS STEEL AISI 316 HEATSINK: ALUMINIUM
MOUNTING SYSTEM	WIRE SPRINGS
OPTIONAL	
LED COLOUR	2700K - 4000K - BLUE - RED
IP RATE	IP66

CODE	3541-35-Z2W
FIXTURE	FIXED DOWNLIGHT (WITH BLACK EYELID)
ADJUSTABILITY	NO
LIGHT SOURCE	POWER LED
POWER	MAX 2W
SUPPLY	8-32 Vdc
PROTECTION	FUSE - POLARITY REVERSE SPIKE FILTER
DIMMABLE	YES
BEAM	WIDE
SCREEN	LENS
LED COLOUR	3000K CRI >90 LMN 87lm 1mt 32lx 2mt 8lx 3mt 4lx
IP RATE	IP65
MATERIALS	BODY: STAINLESS STEEL AISI 316 HEATSINK: ALUMINIUM
MOUNTING SYSTEM	WIRE SPRINGS
OPTIONAL	
LED COLOUR	2700K - 4000K - BLUE - RED
IP RATE	IP66



shadow . R



shadow . Q

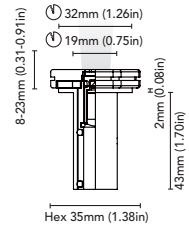
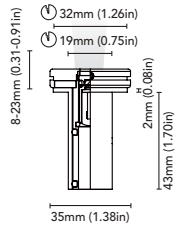
FINISHES

IFE

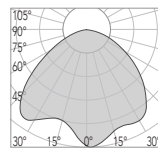
23 20 4 34



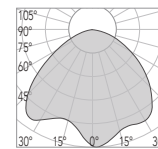
washer nut



CODE	A-3544-35-1LED
FIXTURE	FIXED COURTESY DOWNLIGHT
ADJUSTABILITY	YES
LIGHT SOURCE	LED
POWER	MAX 0.5W
SUPPLY	8-32 Vdc
PROTECTION	FUSE - POLARITY REVERSE SPIKE FILTER
DIMMABLE	YES
BEAM	WIDE
SCREEN	CLEAR
LED COLOUR	3000K CRI >90 LMN 8lm 1mt 3lx 2mt 1lx
IP RATE	IP66
MATERIALS	STAINLESS STEEL AISI 316
MOUNTING SYSTEM	SCREWS
OPTIONAL LED COLOUR	2700K - 4000K - RED - BLUE - RGB




CODE	A-3545-35-1LED
FIXTURE	FIXED COURTESY DOWNLIGHT
ADJUSTABILITY	YES
LIGHT SOURCE	LED
POWER	MAX 0.5W
SUPPLY	8-32 Vdc
PROTECTION	FUSE - POLARITY REVERSE SPIKE FILTER
DIMMABLE	YES
BEAM	WIDE
SCREEN	CLEAR
LED COLOUR	3000K CRI >90 LMN 8lm 1mt 3lx 2mt 1lx
IP RATE	IP66
MATERIALS	STAINLESS STEEL AISI 316
MOUNTING SYSTEM	SCREWS
OPTIONAL LED COLOUR	2700K - 4000K - RED - BLUE - RGB



washer



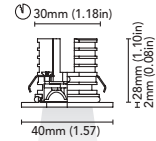
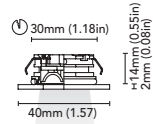
nut



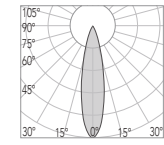


izar 1

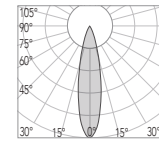
. 40



CODE	3494-40-T1.5W
FIXTURE	FIXED DOWNLIGHT
ADJUSTABILITY	NO
LIGHT SOURCE	POWER LED
POWER	MAX 1,5W
SUPPLY	MAX 150mA - Driver not included
DIMMABLE	YES
BEAM	MEDIUM
SCREEN	LENS
LED COLOUR	3000K CRI >90 LMN 110lm 1mt 498lx 2mt 125lx 3mt 55lx
IP RATE	IP65
MATERIALS	BODY: BRASS OR STAINLESS STEEL AISI 316 HEATSINK: ALUMINUM
MOUNTING SYSTEM	BAND SPRINGS
OPTIONAL	
LED COLOUR	2700K - 4000K
IP RATE	IP66
BEAM	NARROW, WIDE



CODE	3494-40-T3W
FIXTURE	FIXED DOWNLIGHT
ADJUSTABILITY	NO
LIGHT SOURCE	POWER LED
POWER	MAX 3W
SUPPLY	MAX 350mA - Driver not included
DIMMABLE	YES
BEAM	MEDIUM
SCREEN	LENS
LED COLOUR	3000K CRI >90 LMN 244lm 1mt 1105lx 2mt 276lx 3mt 123lx
IP RATE	IP65
MATERIALS	BODY: BRASS OR STAINLESS STEEL AISI 316 HEATSINK: ALUMINUM
MOUNTING SYSTEM	BAND SPRINGS
OPTIONAL	
LED COLOUR	2700K - 4000K
IP RATE	IP66
BEAM	NARROW, WIDE



izar 1 . 40

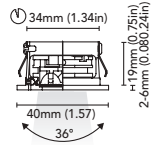


FINISHES	FE BRASS MATERIAL	23 20 3 7 10 11 37 39 51 52 53 61 62 63
	FE STAINLESS STEEL MATERIAL	23 20 4 34

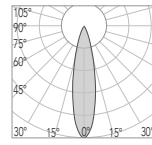


izar 2

. 40



CODE	3495-40-T1.5W
FIXTURE	ADJUSTABLE DOWNLIGHT
ADJUSTABILITY	△ 36°
LIGHT SOURCE	POWER LED
POWER	MAX 1,5W
SUPPLY	MAX 150mA - Driver not included
DIMMABLE	YES
BEAM	MEDIUM
SCREEN	LENS
LED COLOUR	3000K CRI >90 LMN 110lm 1mt 498lx 2mt 125lx 3mt 55lx
IP RATE	IP20
MATERIALS	BODY: BRASS OR STAINLESS STEEL AISI 316 HEATSINK: ALUMINUM
MOUNTING SYSTEM	BAND SPRINGS
OPTIONAL LED COLOUR	2700K - 4000K
BEAM	NARROW, WIDE



izar 2 . 40

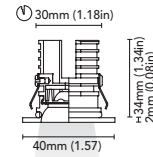
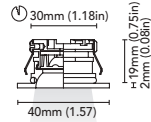


FINISHES	FE BRASS MATERIAL	23 20 3 7 10 11 37 39 51 52 53 61 62 63
	FE STAINLESS STEEL MATERIAL	23 20 4 34

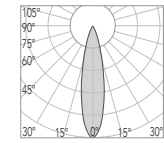


izar 3

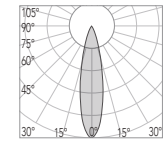
. 40



CODE	3496-40-T1.5W
FIXTURE	FIXED DOWNLIGHT
ADJUSTABILITY	NO
LIGHT SOURCE	POWER LED
POWER	MAX 1,5W
SUPPLY	MAX 150mA - Driver not included
DIMMABLE	YES
BEAM	MEDIUM
SCREEN	LENS
LED COLOUR	3000K CRI >90 LMN 110lm 1mt 498lx 2mt 125lx 3mt 55lx
IP RATE	IP65
MATERIALS	BODY: BRASS OR STAINLESS STEEL AISI 316 HEATSINK: ALUMINUM
MOUNTING SYSTEM	BAND SPRINGS
OPTIONAL	
LED COLOUR	2700K - 4000K
IP RATE	IP66
BEAM	NARROW, WIDE



CODE	3496-40-T3W
FIXTURE	FIXED DOWNLIGHT
ADJUSTABILITY	NO
LIGHT SOURCE	POWER LED
POWER	MAX 3W
SUPPLY	MAX 350mA - Driver not included
DIMMABLE	YES
BEAM	MEDIUM
SCREEN	LENS
LED COLOUR	3000K CRI >90 LMN 244lm 1mt 1105lx 2mt 276lx 3mt 123lx
IP RATE	IP65
MATERIALS	BODY: BRASS OR STAINLESS STEEL AISI 316 HEATSINK: ALUMINUM
MOUNTING SYSTEM	BAND SPRINGS
OPTIONAL	
LED COLOUR	2700K - 4000K
IP RATE	IP66
BEAM	NARROW, WIDE



izar 3 . 40

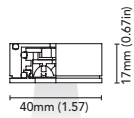


FINISHES	FE BRASS MATERIAL	23 20 3 7 10 11 37 39 51 52 53 61 62 63
	FE STAINLESS STEEL MATERIAL	23 20 4 34

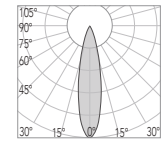


izar 4

. 40



CODE	3497-40-T1.5W
FIXTURE	FIXED DOWNLIGHT
ADJUSTABILITY	NO
LIGHT SOURCE	POWER LED
POWER	MAX 1,5W
SUPPLY	MAX 150mA - Driver not included
DIMMABLE	YES
BEAM	MEDIUM
SCREEN	LENS
LED COLOUR	3000K CRI >90 LMN 110lm 1mt 498lx 2mt 125lx 3mt 55lx
IP RATE	IP65
MATERIALS	BODY: BRASS OR STAINLESS STEEL AISI 316 HEATSINK: ALUMINUM
MOUNTING SYSTEM	SCREWS
OPTIONAL	
LED COLOUR	2700K - 4000K
IP RATE	IP66
BEAM	NARROW, WIDE



izar 4 . 40

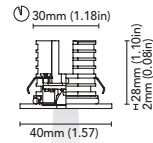
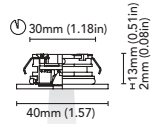


FINISHES	FE BRASS MATERIAL	23 20 3 7 10 11 37 39 51 52 53 61 62 63
	FE STAINLESS STEEL MATERIAL	23 20 4 34

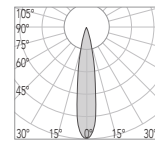


ross 1

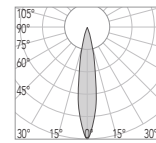
. 40



CODE	3490-40-Z1W
FIXTURE	FIXED DOWNLIGHT
ADJUSTABILITY	NO
LIGHT SOURCE	POWER LED
POWER	MAX 1W
SUPPLY	8-32 Vdc
PROTECTION	FUSE - POLARITY REVERSE SPIKE FILTER
DIMMABLE	YES
BEAM	MEDIUM
SCREEN	LENS
LED COLOUR	3000K CRI >90 LMN 65lm 1mt 506lx 2mt 127lx 3mt 56lx
IP RATE	IP65
MATERIALS	BODY: BRASS OR STAINLESS STEEL AISI 316 HEATSINK: ALUMINUM
MOUNTING SYSTEM	BAND SPRINGS
OPTIONAL	
LED COLOUR	2700K - 4000K - BLUE - RED
IP RATE	IP66
BEAM	NARROW, WIDE



CODE	3490-40-Z2W
FIXTURE	FIXED DOWNLIGHT
ADJUSTABILITY	NO
LIGHT SOURCE	POWER LED
POWER	MAX 2W
SUPPLY	8-32 Vdc
PROTECTION	FUSE - POLARITY REVERSE SPIKE FILTER
DIMMABLE	YES
BEAM	MEDIUM
SCREEN	LENS
LED COLOUR	3000K CRI >90 LMN 123lm 1mt 958lx 2mt 239lx 3mt 106lx
IP RATE	IP65
MATERIALS	BODY: BRASS OR STAINLESS STEEL AISI 316 HEATSINK: ALUMINUM
MOUNTING SYSTEM	BAND SPRINGS
OPTIONAL	
LED COLOUR	2700K - 4000K - BLUE - RED
IP RATE	IP66
BEAM	NARROW, WIDE



ross 1 . 40



ross 1 . 40

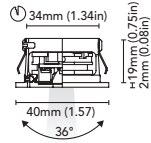


FINISHES	FE BRASS MATERIAL	23 20 3 7 10 11 37 39 51 52 53 61 62 63
	FE STAINLESS STEEL MATERIAL	23 20 4 34

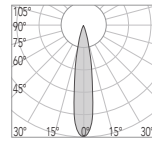


ross 2

. 40



CODE	3491-40-Z1W
FIXTURE	ADJUSTABLE DOWNLIGHT
ADJUSTABILITY	△ 36°
LIGHT SOURCE	POWER LED
POWER	MAX 1W
SUPPLY	8-32 Vdc
PROTECTION	FUSE - POLARITY REVERSE SPIKE FILTER
DIMMABLE	YES
BEAM	MEDIUM
SCREEN	LENS
LED COLOUR	3000K CRI >90 LMN 65lm 1mt 506lx 2mt 127lx 3mt 56lx
IP RATE	IP20
MATERIALS	BODY: BRASS OR STAINLESS STEEL AISI 316 HEATSINK: ALUMINUM
MOUNTING SYSTEM	BAND SPRINGS
OPTIONAL	
LED COLOUR	2700K - 4000K - BLUE - RED
BEAM	NARROW, WIDE



ross 2 . 40

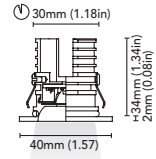
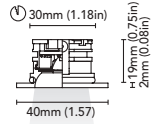


FINISHES	FE BRASS MATERIAL	23 20 3 7 10 11 37 39 51 52 53 61 62 63
	FE STAINLESS STEEL MATERIAL	23 20 4 34

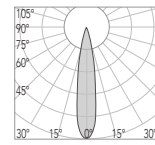


ross 3

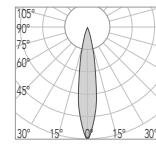
. 40



CODE	3492-40-Z1W
FIXTURE	FIXED DOWNLIGHT
ADJUSTABILITY	NO
LIGHT SOURCE	POWER LED
POWER	MAX 1W
SUPPLY	8-32 Vdc
PROTECTION	FUSE - POLARITY REVERSE SPIKE FILTER
DIMMABLE	YES
BEAM	MEDIUM
SCREEN	LENS
LED COLOUR	3000K CRI >90 LMN 65lm 1mt 506lx 2mt 127lx 3mt 56lx
IP RATE	IP65
MATERIALS	BODY: BRASS OR STAINLESS STEEL AISI 316 HEATSINK: ALUMINUM
MOUNTING SYSTEM	BAND SPRINGS
OPTIONAL	
LED COLOUR	2700K - 4000K - BLUE - RED
IP RATE	IP66
BEAM	NARROW, WIDE



CODE	3492-40-Z2W
FIXTURE	FIXED DOWNLIGHT
ADJUSTABILITY	NO
LIGHT SOURCE	POWER LED
POWER	MAX 2W
SUPPLY	8-32 Vdc
PROTECTION	FUSE - POLARITY REVERSE SPIKE FILTER
DIMMABLE	YES
BEAM	MEDIUM
SCREEN	LENS
LED COLOUR	3000K CRI >90 LMN 123lm 1mt 958lx 2mt 239lx 3mt 106lx
IP RATE	IP65
MATERIALS	BODY: BRASS OR STAINLESS STEEL AISI 316 HEATSINK: ALUMINUM
MOUNTING SYSTEM	BAND SPRINGS
OPTIONAL	
LED COLOUR	2700K - 4000K - BLUE - RED
IP RATE	IP66
BEAM	NARROW, WIDE



ross 3 . 40

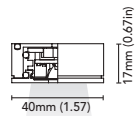


FINISHES	FE BRASS MATERIAL	23 20 3 7 10 11 37 39 51 52 53 61 62 63
	FE STAINLESS STEEL MATERIAL	23 20 4 34

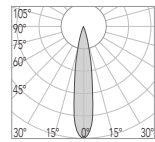


ross 4

. 40



CODE	3493-40-Z1W
FIXTURE	FIXED DOWNLIGHT
ADJUSTABILITY	NO
LIGHT SOURCE	POWER LED
POWER	MAX 1W
SUPPLY	8-32 Vdc
PROTECTION	FUSE - POLARITY REVERSE-SPIKE FILTER
DIMMABLE	YES
BEAM	MEDIUM
SCREEN	LENS
LED COLOUR	3000K CRI >90 LMN 65lm 1mt 506lx 2mt 127lx 3mt 56lx
IP RATE	IP65
MATERIALS	BODY: BRASS OR STAINLESS STEEL AISI 316 HEATSINK: ALUMINUM
MOUNTING SYSTEM	SCREWS
OPTIONAL	
LED COLOUR	2700K - 4000K - BLUE - RED
IP RATE	IP66
BEAM	NARROW, WIDE



ross 4 . 40

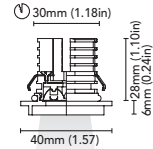
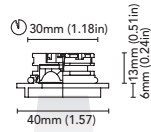


FINISHES	FE BRASS MATERIAL	23 20 3 7 10 11 37 39 51 52 53 61 62 63
	FE STAINLESS STEEL MATERIAL	23 20 4 34

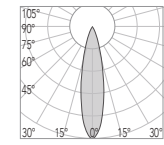


argo 1

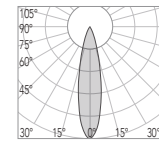
. 40



CODE	3503-40-T1.5W
FIXTURE	FIXED DOWNLIGHT
ADJUSTABILITY	NO
LIGHT SOURCE	POWER LED
POWER	MAX 1,5W
SUPPLY	MAX 150mA - Driver not included
DIMMABLE	YES
BEAM	MEDIUM
SCREEN	LENS
LED COLOUR	3000K CRI >90 LMN 110lm 1mt 498lx 2mt 125lx 3mt 55lx
IP RATE	IP65
MATERIALS	BODY: BRASS OR STAINLESS STEEL AISI 316 HEATSINK: ALUMINUM
MOUNTING SYSTEM	BAND SPRINGS
OPTIONAL	
LED COLOUR	2700K - 4000K
IP RATE	IP66
BEAM	NARROW, WIDE



CODE	3503-40-T3W
FIXTURE	FIXED DOWNLIGHT
ADJUSTABILITY	NO
LIGHT SOURCE	POWER LED
POWER	MAX 3W
SUPPLY	MAX 350mA - Driver not included
DIMMABLE	YES
BEAM	MEDIUM
SCREEN	LENS
LED COLOUR	3000K CRI >90 LMN 244lm 1mt 1105lx 2mt 276lx 3mt 123lx
IP RATE	IP65
MATERIALS	BODY: BRASS OR STAINLESS STEEL AISI 316 HEATSINK: ALUMINUM
MOUNTING SYSTEM	BAND SPRINGS
OPTIONAL	
LED COLOUR	2700K - 4000K
IP RATE	IP66
BEAM	NARROW, WIDE



argo 1 . 40

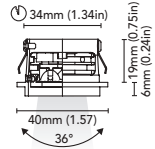


FINISHES	FE BRASS MATERIAL	23 20 3 7 10 11 37 39 51 52 53 61 62 63
	FE STAINLESS STEEL MATERIAL	23 20 4 34
	I	23 20

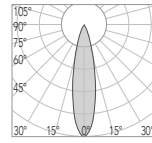


argo 2

. 40



CODE	3504-40-T1.5W
FIXTURE	ADJUSTABLE DOWNLIGHT
ADJUSTABILITY	△ 36°
LIGHT SOURCE	POWER LED
POWER	MAX 1,5W
SUPPLY	MAX 150mA - Driver not included
DIMMABLE	YES
BEAM	MEDIUM
SCREEN	LENS
LED COLOUR	3000K CRI >90 LMN 110lm 1mt 498lx 2mt 125lx 3mt 55lx
IP RATE	IP20
MATERIALS	BODY: BRASS OR STAINLESS STEEL AISI 316 HEATSINK: ALUMINUM
MOUNTING SYSTEM	BAND SPRINGS
OPTIONAL	
LED COLOUR	2700K - 4000K
BEAM	NARROW, WIDE



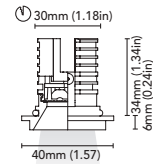
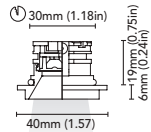
argo 2 . 40

	FINISHES	FE BRASS MATERIAL	23 20 3 7 10 11 37 39 51 52 53 61 62 63
		FE STAINLESS STEEL MATERIAL	23 20 4 34
		R=I	23 20

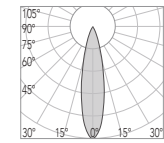


argo 3

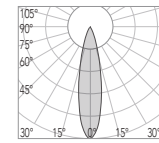
. 40



CODE	3505-40-T1.5W
FIXTURE	FIXED DOWNLIGHT
ADJUSTABILITY	NO
LIGHT SOURCE	POWER LED
POWER	MAX 1,5W
SUPPLY	MAX 150mA - Driver not included
DIMMABLE	YES
BEAM	MEDIUM
SCREEN	LENS
LED COLOUR	3000K CRI >90 LMN 110lm 1mt 498lx 2mt 125lx 3mt 55lx
IP RATE	IP65
MATERIALS	BODY: BRASS OR STAINLESS STEEL AISI 316 HEATSINK: ALUMINUM
MOUNTING SYSTEM	BAND SPRINGS
OPTIONAL	
LED COLOUR	2700K - 4000K
IP RATE	IP66
BEAM	NARROW, WIDE



CODE	3505-40-T3W
FIXTURE	FIXED DOWNLIGHT
ADJUSTABILITY	NO
LIGHT SOURCE	POWER LED
POWER	MAX 3W
SUPPLY	MAX 350mA - Driver not included
DIMMABLE	YES
BEAM	MEDIUM
SCREEN	LENS
LED COLOUR	3000K CRI >90 LMN 244lm 1mt 1105lx 2mt 276lx 3mt 123lx
IP RATE	IP65
MATERIALS	BODY: BRASS OR STAINLESS STEEL AISI 316 HEATSINK: ALUMINUM
MOUNTING SYSTEM	BAND SPRINGS
OPTIONAL	
LED COLOUR	2700K - 4000K
IP RATE	IP66
BEAM	NARROW, WIDE



argo 3 . 40

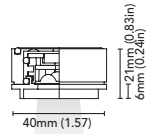


FINISHES	FE BRASS MATERIAL	23 20 3 7 10 11 37 39 51 52 53 61 62 63
	FE STAINLESS STEEL MATERIAL	23 20 4 34
	I	23

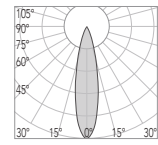


argo 4

. 40



CODE	3506-40-T1.5W
FIXTURE	FIXED DOWNLIGHT
ADJUSTABILITY	NO
LIGHT SOURCE	POWER LED
POWER	MAX 1,5W
SUPPLY	MAX 150mA - Driver not included
DIMMABLE	YES
BEAM	MEDIUM
SCREEN	LENS
LED COLOUR	3000K CRI >90 LMN 110lm 1mt 498lx 2mt 125lx 3mt 55lx
IP RATE	IP65
MATERIALS	BODY: BRASS OR STAINLESS STEEL AISI 316 HEATSINK: ALUMINUM
MOUNTING SYSTEM	SCREWS
OPTIONAL	
LED COLOUR	2700K - 4000K
IP RATE	IP66
BEAM	NARROW, WIDE



argo 4 . 40

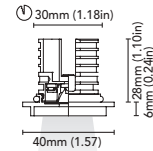
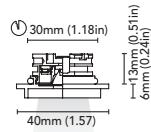


FINISHES	FE BRASS MATERIAL	23 20 3 7 10 11 37 39 51 52 53 61 62 63
	FE STAINLESS STEEL MATERIAL	23 20 4 34
	I	23

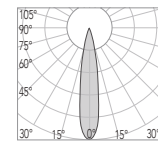


draco 1

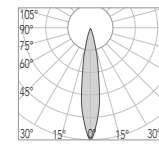
. 40



CODE	3499-40-Z1W
FIXTURE	FIXED DOWNLIGHT
ADJUSTABILITY	NO
LIGHT SOURCE	POWER LED
POWER	MAX 1W
SUPPLY	8-32 Vdc
PROTECTION	FUSE - POLARITY REVERSE - SPIKE FILTER
DIMMABLE	YES
BEAM	MEDIUM
SCREEN	LENS
LED COLOUR	3000K CRI >90 LMN 65lm 1mt 506lx 2mt 127lx 3mt 56lx
IP RATE	IP65
MATERIALS	BODY: BRASS OR STAINLESS STEEL AISI 316 HEATSINK: ALUMINUM
MOUNTING SYSTEM	BAND SPRINGS
OPTIONAL	
LED COLOUR	2700K - 4000K - BLUE - RED
IP RATE	IP66
BEAM	NARROW, WIDE



CODE	3499-40-Z2W
FIXTURE	FIXED DOWNLIGHT
ADJUSTABILITY	NO
LIGHT SOURCE	POWER LED
POWER	MAX 2W
SUPPLY	8-32 Vdc
PROTECTION	FUSE - POLARITY REVERSE - SPIKE FILTER
DIMMABLE	YES
BEAM	MEDIUM
SCREEN	LENS
LED COLOUR	3000K CRI >90 LMN 123lm 1mt 958lx 2mt 239lx 3mt 106lx
IP RATE	IP65
MATERIALS	BODY: BRASS OR STAINLESS STEEL AISI 316 HEATSINK: ALUMINUM
MOUNTING SYSTEM	BAND SPRINGS
OPTIONAL	
LED COLOUR	2700K - 4000K - BLUE - RED
IP RATE	IP66
BEAM	NARROW, WIDE



draco 1 . 40

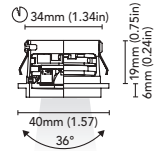


FINISHES	FE BRASS MATERIAL	23 20 3 7 10 11 37 39 51 52 53 61 62 63
	FE STAINLESS STEEL MATERIAL	23 20 4 34
	I	23 20

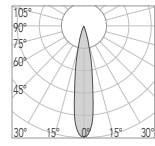


draco 2

. 40



CODE	3500-40-Z1W
FIXTURE	ADJUSTABLE DOWNLIGHT
ADJUSTABILITY	△ 36°
LIGHT SOURCE	POWER LED
POWER	MAX 1W
SUPPLY	8-32 Vdc
PROTECTION	FUSE - POLARITY REVERSE - SPIKE FILTER
DIMMABLE	YES
BEAM	MEDIUM
SCREEN	LENS
LED COLOUR	3000K CRI >90 LMN 65lm 1mt 506lx 2mt 127lx 3mt 56lx
IP RATE	IP20
MATERIALS	BODY: BRASS OR STAINLESS STEEL AISI 316 HEATSINK: ALUMINUM
MOUNTING SYSTEM	BAND SPRINGS
OPTIONAL	
LED COLOUR	2700K - 4000K - BLUE - RED
BEAM	NARROW, WIDE



draco 2 . 40

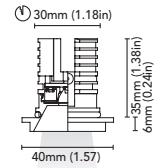
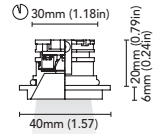


FINISHES	FE BRASS MATERIAL	23 20 3 7 10 11 37 39 51 52 53 61 62 63
	FE STAINLESS STEEL MATERIAL	23 20 4 34
	R=I	23 20

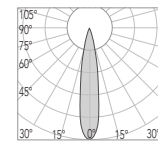


draco 3

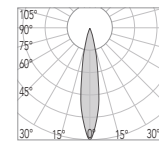
. 40



CODE	3501-40-Z1W
FIXTURE	FIXED DOWNLIGHT
ADJUSTABILITY	NO
LIGHT SOURCE	POWER LED
POWER	MAX 1W
SUPPLY	8-32 Vdc
PROTECTION	FUSE - POLARITY REVERSE - SPIKE FILTER
DIMMABLE	YES
BEAM	MEDIUM
SCREEN	LENS
LED COLOUR	3000K CRI >90 LMN 65lm 1mt 506lx 2mt 127lx 3mt 56lx
IP RATE	IP65
MATERIALS	BODY: BRASS OR STAINLESS STEEL AISI 316 HEATSINK: ALUMINUM
MOUNTING SYSTEM	BAND SPRINGS
OPTIONAL	
LED COLOUR	2700K - 4000K - BLUE - RED
IP RATE	IP66
BEAM	NARROW, WIDE



CODE	3501-40-Z2W
FIXTURE	FIXED DOWNLIGHT
ADJUSTABILITY	NO
LIGHT SOURCE	POWER LED
POWER	MAX 2W
SUPPLY	8-32 Vdc
PROTECTION	FUSE - POLARITY REVERSE - SPIKE FILTER
DIMMABLE	YES
BEAM	MEDIUM
SCREEN	LENS
LED COLOUR	3000K CRI >90 LMN 123lm 1mt 958lx 2mt 239lx 3mt 106lx
IP RATE	IP65
MATERIALS	BODY: BRASS OR STAINLESS STEEL AISI 316 HEATSINK: ALUMINUM
MOUNTING SYSTEM	BAND SPRINGS
OPTIONAL	
LED COLOUR	2700K - 4000K - BLUE - RED
IP RATE	IP66
BEAM	NARROW, WIDE



draco 3 . 40

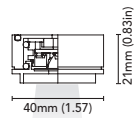


FINISHES	FE BRASS MATERIAL	23 20 3 7 10 11 37 39 51 52 53 61 62 63
	FE STAINLESS STEEL MATERIAL	23 20 4 34
	I	23 20

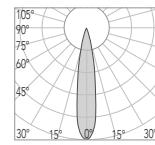


draco 4

. 40



CODE	3502-40-Z1W
FIXTURE	FIXED DOWNLIGHT
ADJUSTABILITY	NO
LIGHT SOURCE	POWER LED
POWER	MAX 1W
SUPPLY	8-32 Vdc
PROTECTION	FUSE - POLARITY REVERSE - SPIKE FILTER
DIMMABLE	YES
BEAM	MEDIUM
SCREEN	LENS
LED COLOUR	3000K CRI >90 LMN 65lm 1mt 506lx 2mt 127lx 3mt 56lx
IP RATE	IP65
MATERIALS	BODY: BRASS OR STAINLESS STEEL AISI 316 HEATSINK: ALUMINUM
MOUNTING SYSTEM	SCREWS
OPTIONAL	
LED COLOUR	2700K - 4000K - BLUE - RED
IP RATE	IP66
BEAM	NARROW, WIDE



draco 4 . 40

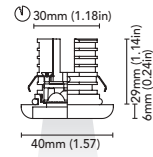
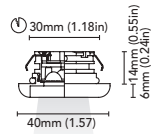


FINISHES	FE BRASS MATERIAL	23 20 3 7 10 11 37 39 51 52 53 61 62 63
	FE STAINLESS STEEL MATERIAL	23 20 4 34
	I	23 20

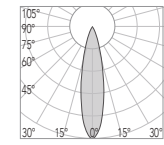


avior 1

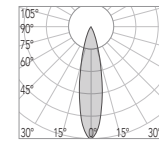
. 40



CODE	3511-40-T1.5W
FIXTURE	FIXED DOWNLIGHT
ADJUSTABILITY	NO
LIGHT SOURCE	POWER LED
POWER	MAX 1,5W
SUPPLY	MAX 150mA - Driver not included
DIMMABLE	YES
BEAM	MEDIUM
SCREEN	LENS
LED COLOUR	3000K CRI >90 LMN 110lm 1mt 498lx 2mt 125lx 3mt 55lx
IP RATE	IP65
MATERIALS	BODY: BRASS OR STAINLESS STEEL AISI 316 HEATSINK: ALUMINUM
MOUNTING SYSTEM	BAND SPRINGS
OPTIONAL	
LED COLOUR	2700K - 4000K
IP RATE	IP66
BEAM	NARROW, WIDE



CODE	3511-40-T3W
FIXTURE	FIXED DOWNLIGHT
ADJUSTABILITY	NO
LIGHT SOURCE	POWER LED
POWER	MAX 3W
SUPPLY	MAX 350mA - Driver not included
DIMMABLE	YES
BEAM	MEDIUM
SCREEN	LENS
LED COLOUR	3000K CRI >90 LMN 244lm 1mt 1105lx 2mt 276lx 3mt 123lx
IP RATE	IP65
MATERIALS	BODY: BRASS OR STAINLESS STEEL AISI 316 HEATSINK: ALUMINUM
MOUNTING SYSTEM	BAND SPRINGS
OPTIONAL	
LED COLOUR	2700K - 4000K
IP RATE	IP66
BEAM	NARROW, WIDE



avior 1 . 40

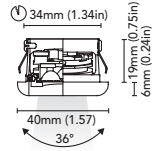


FINISHES	FE BRASS MATERIAL	23 20 3 7 10 11 37 39 51 52 53 61 62 63
	FE STAINLESS STEEL MATERIAL	23 20 4 34
	I	23 20

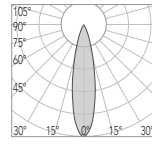


avior 2

. 40



CODE	3512-40-T1.5W
FIXTURE	ADJUSTABLE DOWNLIGHT
ADJUSTABILITY	△ 36°
LIGHT SOURCE	POWER LED
POWER	MAX 1W
SUPPLY	MAX 150mA - Driver not included
DIMMABLE	YES
BEAM	MEDIUM
SCREEN	LENS
LED COLOUR	3000K CRI >90 LMN 110lm 1mt 498lx 2mt 125lx 3mt 55lx
IP RATE	IP20
MATERIALS	BODY: BRASS OR STAINLESS STEEL AISI 316 HEATSINK: ALUMINUM
MOUNTING SYSTEM	BAND SPRINGS
OPTIONAL	
LED COLOUR	2700K - 4000K
BEAM	NARROW, WIDE



avior 2 . 40

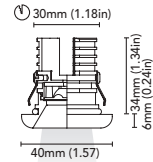
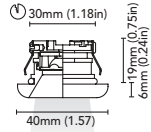


FINISHES	FE BRASS MATERIAL	23 20 3 7 10 11 37 39 51 52 53 61 62 63
	FE STAINLESS STEEL MATERIAL	23 20 4 34
	R=I	23 20

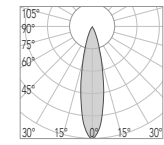


avior 3

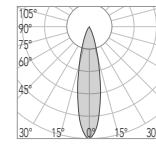
. 40



CODE	3513-40-T1.5W
FIXTURE	FIXED DOWNLIGHT
ADJUSTABILITY	NO
LIGHT SOURCE	POWER LED
POWER	MAX 1,5W
SUPPLY	MAX 150mA - Driver not included
DIMMABLE	YES
BEAM	MEDIUM
SCREEN	LENS
LED COLOUR	3000K CRI >90 LMN 110lm 1mt 498lx 2mt 125lx 3mt 55lx
IP RATE	IP65
MATERIALS	BODY: BRASS OR STAINLESS STEEL AISI 316 HEATSINK: ALUMINUM
MOUNTING SYSTEM	BAND SPRINGS
OPTIONAL	
LED COLOUR	2700K - 4000K
IP RATE	IP66
BEAM	NARROW, WIDE



CODE	3513-40-T3W
FIXTURE	FIXED DOWNLIGHT
ADJUSTABILITY	NO
LIGHT SOURCE	POWER LED
POWER	MAX 3W
SUPPLY	MAX 350mA - Driver not included
DIMMABLE	YES
BEAM	MEDIUM
SCREEN	LENS
LED COLOUR	3000K CRI >90 LMN 244lm 1mt 1105lx 2mt 276lx 3mt 123lx
IP RATE	IP65
MATERIALS	BODY: BRASS OR STAINLESS STEEL AISI 316 HEATSINK: ALUMINUM
MOUNTING SYSTEM	BAND SPRINGS
OPTIONAL	
LED COLOUR	2700K - 4000K
IP RATE	IP66
BEAM	NARROW, WIDE



avior 3 . 40

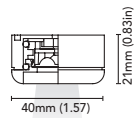


FINISHES	FE BRASS MATERIAL	23 20 3 7 10 11 37 39 51 52 53 61 62 63
	FE STAINLESS STEEL MATERIAL	23 20 4 34
	I	23 20

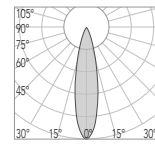


avior 4

. 40



CODE	3514-40-T1.5W
FIXTURE	FIXED DOWNLIGHT
ADJUSTABILITY	NO
LIGHT SOURCE	POWER LED
POWER	MAX 1,5W
SUPPLY	MAX 150mA - Driver not included
DIMMABLE	YES
BEAM	MEDIUM
SCREEN	LENS
LED COLOUR	3000K CRI >90 LMN 110lm 1mt 498lx 2mt 125lx 3mt 55lx
IP RATE	IP65
MATERIALS	BODY: BRASS OR STAINLESS STEEL AISI 316 HEATSINK: ALUMINUM
MOUNTING SYSTEM	SCREWS
OPTIONAL	
LED COLOUR	2700K - 4000K
IP RATE	IP66
BEAM	NARROW, WIDE



avior 4 . 40

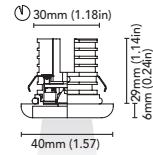
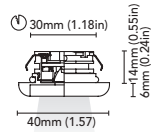


FINISHES	FE BRASS MATERIAL	23 20 3 7 10 11 37 39 51 52 53 61 62 63
	FE STAINLESS STEEL MATERIAL	23 20 4 34
	I	23 20

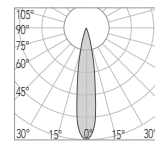


mirak 1

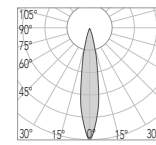
. 40



CODE	3507-40-Z1W
FIXTURE	FIXED DOWNLIGHT
ADJUSTABILITY	NO
LIGHT SOURCE	POWER LED
POWER	MAX 1W
SUPPLY	8-32 Vdc
PROTECTION	FUSE - POLARITY REVERSE - SPIKE FILTER
DIMMABLE	YES
BEAM	MEDIUM
SCREEN	LENS
LED COLOUR	3000K CRI >90 LMN 65lm 1mt 506lx 2mt 127lx 3mt 56lx
IP RATE	IP65
MATERIALS	BODY: BRASS OR STAINLESS STEEL AISI 316 HEATSINK: ALUMINUM
MOUNTING SYSTEM	BAND SPRINGS
OPTIONAL	
LED COLOUR	2700K - 4000K - BLUE - RED
IP RATE	IP66
BEAM	NARROW, WIDE



CODE	3507-40-Z2W
FIXTURE	FIXED DOWNLIGHT
ADJUSTABILITY	NO
LIGHT SOURCE	POWER LED
POWER	MAX 2W
SUPPLY	8-32 Vdc
PROTECTION	FUSE - POLARITY REVERSE - SPIKE FILTER
DIMMABLE	YES
BEAM	MEDIUM
SCREEN	LENS
LED COLOUR	3000K CRI >90 LMN 123lm 1mt 958lx 2mt 239lx 3mt 106lx
IP RATE	IP65
MATERIALS	BODY: BRASS OR STAINLESS STEEL AISI 316 HEATSINK: ALUMINUM
MOUNTING SYSTEM	BAND SPRINGS
OPTIONAL	
LED COLOUR	2700K - 4000K - BLUE - RED
IP RATE	IP66
BEAM	NARROW, WIDE



mirak 1 . 40

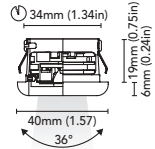


FINISHES	FE BRASS MATERIAL	23 20 3 7 10 11 37 39 51 52 53 61 62 63
	FE STAINLESS STEEL MATERIAL	23 20 4 34
	I	23 20

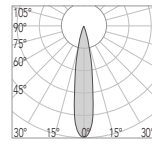


mirak 2

. 40



CODE	3508-40-Z1W
FIXTURE	ADJUSTABLE DOWNLIGHT
ADJUSTABILITY	△ 36°
LIGHT SOURCE	POWER LED
POWER	MAX 1W
SUPPLY	8-32 Vdc
PROTECTION	FUSE - POLARITY REVERSE - SPIKE FILTER
DIMMABLE	YES
BEAM	MEDIUM
SCREEN	LENS
LED COLOUR	3000K CRI >90 LMN 65lm 1mt 506lx 2mt 127lx 3mt 56lx
IP RATE	IP20
MATERIALS	BODY: BRASS OR STAINLESS STEEL AISI 316 HEATSINK: ALUMINUM
MOUNTING SYSTEM	BAND SPRINGS
OPTIONAL	
LED COLOUR	2700K - 4000K - BLUE - RED
BEAM	NARROW, WIDE



mirak 2 . 40



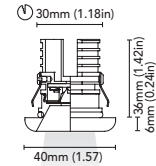
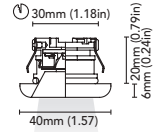
FINISHES	FE BRASS MATERIAL	23 20 3 7 10 11 37 39 51 52 53 61 62 63
	FE STAINLESS STEEL MATERIAL	23 20 4 34
	R=I	23 20



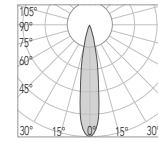
mirak 3

. 40

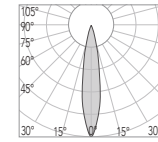
. 40



CODE	3509-40-Z1W
FIXTURE	FIXED DOWNLIGHT
ADJUSTABILITY	NO
LIGHT SOURCE	POWER LED
POWER	MAX 1W
SUPPLY	8-32 Vdc
PROTECTION	FUSE - POLARITY REVERSE - SPIKE FILTER
DIMMABLE	YES
BEAM	MEDIUM
SCREEN	LENS
LED COLOUR	3000K CRI >90 LMN 65lm 1mt 506lx 2mt 127lx 3mt 56lx
IP RATE	IP65
MATERIALS	BODY: BRASS OR STAINLESS STEEL AISI 316 HEATSINK: ALUMINUM
MOUNTING SYSTEM	BAND SPRINGS
OPTIONAL	
LED COLOUR	2700K - 4000K - BLUE - RED
IP RATE	IP66
BEAM	NARROW, WIDE



CODE	3509-40-Z2W
FIXTURE	FIXED DOWNLIGHT
ADJUSTABILITY	NO
LIGHT SOURCE	POWER LED
POWER	MAX 2W
SUPPLY	8-32 Vdc
PROTECTION	FUSE - POLARITY REVERSE - SPIKE FILTER
DIMMABLE	YES
BEAM	MEDIUM
SCREEN	LENS
LED COLOUR	3000K CRI >90 LMN 123lm 1mt 958lx 2mt 239lx 3mt 106lx
IP RATE	IP65
MATERIALS	BODY: BRASS OR STAINLESS STEEL AISI 316 HEATSINK: ALUMINUM
MOUNTING SYSTEM	BAND SPRINGS
OPTIONAL	
LED COLOUR	2700K - 4000K - BLUE - RED
IP RATE	IP66
BEAM	NARROW, WIDE



mirak 3 . 40

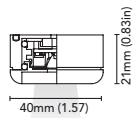


FINISHES	FE BRASS MATERIAL	23 20 3 7 10 11 37 39 51 52 53 61 62 63
	FE STAINLESS STEEL MATERIAL	23 20 4 34
	I	23 20

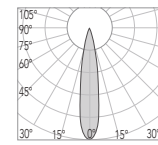


mirak 4

. 40



CODE	3510-40-Z1W
FIXTURE	FIXED DOWNLIGHT
ADJUSTABILITY	NO
LIGHT SOURCE	POWER LED
POWER	MAX 1W
SUPPLY	8-32 Vdc
PROTECTION	FUSE - POLARITY REVERSE - SPIKE FILTER
DIMMABLE	YES
BEAM	MEDIUM
SCREEN	LENS
LED COLOUR	3000K CRI >90 LMN 65lm 1mt 506lx 2mt 127lx 3mt 56lx
IP RATE	IP65
MATERIALS	BODY: BRASS OR STAINLESS STEEL AISI 316 HEATSINK: ALUMINUM
MOUNTING SYSTEM	SCREWS
OPTIONAL	
LED COLOUR	2700K - 4000K - BLUE - RED
IP RATE	IP66
BEAM	NARROW, WIDE



mirak 4 . 40

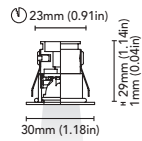


FINISHES	FE BRASS MATERIAL	23 20 3 7 10 11 37 39 51 52 53 61 62 63
	FE STAINLESS STEEL MATERIAL	23 20 4 34
	I	23 20

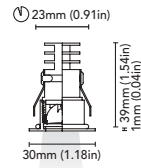


mini roe

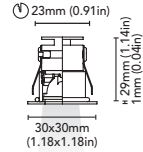
. 30



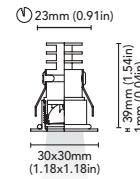
. 30



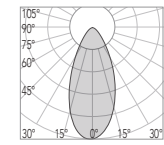
. 30



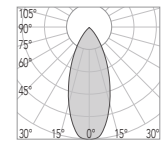
. 30



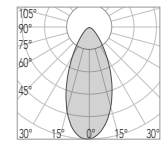
CODE	3284-30-U1W
FIXTURE	FIXED DOWNLIGHT
ADJUSTABILITY	NO
LIGHT SOURCE	POWER LED
POWER	MAX 1W
SUPPLY	MAX 350mA - Driver not included
PROTECTION	
DIMMABLE	YES
BEAM	WIDE
SCREEN	LENS
LED COLOUR	3000K CRI >90 LMN 77lm 1mt 96lx 2mt 24lx 3mt 11lx
IP RATE	IP65
MATERIALS	BODY: BRASS OR STAINLESS STEEL AISI 316 HEATSINK: ALUMINUM
MOUNTING SYSTEM	BAND SPRINGS
OPTIONAL	
LED COLOUR	2700K - 4000K - BLUE - RED
IP RATE	IP66
BEAM	NARROW



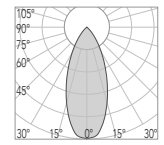
3284-30-U2W 3284-30-Z2W
FIXED DOWNLIGHT
NO
POWER LED
MAX 2W
U2W: MAX 700mA - Driver not included
Z2W: 8-32Vdc
Z2W: FUSE, POLARITY REVERSE, SPIKE FILTER
YES
WIDE
LENS
3000K CRI >90 LMN 138lm 1mt 171lx 2mt 43lx 3mt 19lx
IP65
BODY: BRASS OR STAINLESS STEEL AISI 316 HEATSINK: ALUMINUM
BAND SPRINGS
2700K - 4000K - BLUE - RED
IP66
NARROW



3283-30-U1W
FIXED DOWNLIGHT
NO
POWER LED
MAX 1W
MAX 350mA - Driver not included
YES
WIDE
LENS
3000K CRI >90 LMN 77lm 1mt 96lx 2mt 24lx 3mt 11lx
IP65
BODY: BRASS OR STAINLESS STEEL AISI 316 HEATSINK: ALUMINUM
BAND SPRINGS
2700K - 4000K - BLUE - RED
IP66
NARROW



3283-30-U2W 3283-30-Z2W
FIXED DOWNLIGHT
NO
POWER LED
MAX 2W
U2W: MAX 700mA - Driver not included
Z2W: 8-32Vdc
Z2W: FUSE, POLARITY REVERSE, SPIKE FILTER
YES
WIDE
LENS
3000K CRI >90 LMN 138lm 1mt 171lx 2mt 43lx 3mt 19lx
IP65
BODY: BRASS OR STAINLESS STEEL AISI 316 HEATSINK: ALUMINUM
BAND SPRINGS
2700K - 4000K - BLUE - RED
IP66
NARROW



mini roe . 30



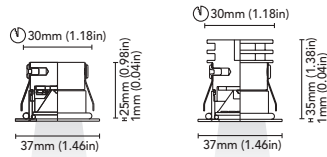
mini oci . 30

		FINISHES	FE BRASS MATERIAL	23 20 3 7 10 11 37 39 51 52 53 61 62 63
			FE STAINLESS STEEL MATERIAL	23 20 4 34

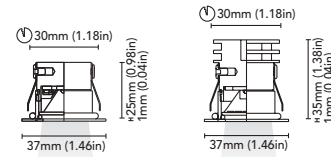


roe

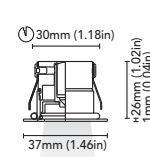
. 37



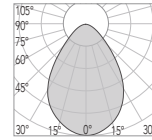
. 37



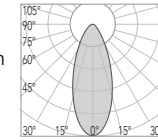
. 37



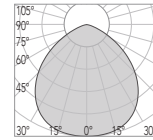
CODE	3284-37-B1W 3284-37-B2W
FIXTURE	FIXED DOWNLIGHT
ADJUSTABILITY	NO
LIGHT SOURCE	POWER LED
POWER	B1W: MAX 1W B2W: MAX 2W
SUPPLY	8-32Vdc
PROTECTION	FUSE, POLARITY REVERSE, SPIKE FILTER
DIMMABLE	YES
BEAM	WIDE
SCREEN	FROSTED
LED COLOUR	3000K CRI >90 >90 LMN 54lm 100lm 1mt 32lx 60lx 2mt 8lx 15lx 3mt 4lx 7lx
IP RATE	IP65
MATERIALS	BODY: BRASS OR STAINLESS STEEL AISI 316 HEATSINK: ALUMINIUM
MOUNTING SYSTEM	BAND SPRINGS
OPTIONAL	
LED COLOUR	2700K - 4000K - BLUE - RED
IP RATE	IP66
BEAM	



CODE	3284-37-U1W 3284-37-U2W
FIXTURE	FIXED DOWNLIGHT
ADJUSTABILITY	NO
LIGHT SOURCE	POWER LED
POWER	U1W: MAX 1W U2W: MAX 2W
SUPPLY	8-32Vdc
PROTECTION	FUSE, POLARITY REVERSE, SPIKE FILTER
DIMMABLE	YES
BEAM	WIDE
SCREEN	LENS
LED COLOUR	3000K CRI >90 >90 LMN 88lm 158lm 1mt 237lx 437lx 2mt 59lx 109lx 3mt 26lx 49lx
IP RATE	IP65
MATERIALS	BODY: BRASS OR STAINLESS STEEL AISI 316 HEATSINK: ALUMINIUM
MOUNTING SYSTEM	BAND SPRINGS
OPTIONAL	
LED COLOUR	2700K - 4000K - BLUE - RED
IP RATE	IP66
BEAM	NARROW



CODE	3284-37-1LED
FIXTURE	FIXED DOWNLIGHT
ADJUSTABILITY	NO
LIGHT SOURCE	LED
POWER	MAX 0.5W
SUPPLY	8-32Vdc
PROTECTION	FUSE, POLARITY REVERSE, SPIKE FILTER
DIMMABLE	YES
BEAM	WIDE
SCREEN	FROSTED
LED COLOUR	3000K CRI >90 >90 LMN 10lm 1mt 4lx 2mt 1lx 3mt 0lx
IP RATE	IP65
MATERIALS	BODY: BRASS OR STAINLESS STEEL AISI 316 HEATSINK: ALUMINIUM
MOUNTING SYSTEM	BAND SPRINGS
OPTIONAL	
LED COLOUR	2700K - 4000K - BLUE - RED - RGB
IP RATE	IP66
BEAM	



roe . 37



FINISHES	FE BRASS MATERIAL	23 20 3 7 10 11 37 39 51 52 53 61 62 63
	FE STAINLESS STEEL MATERIAL	23 20 4 34

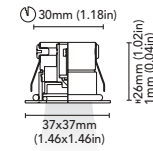
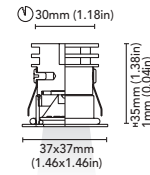
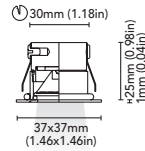


oci

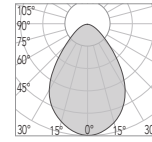
. 37

. 37

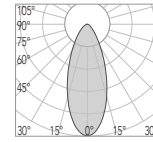
. 37



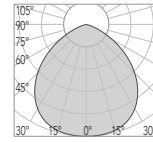
CODE	3283-37-B1W 3283-37-B2W
FIXTURE	FIXED DOWNLIGHT
ADJUSTABILITY	NO
LIGHT SOURCE	POWER LED
POWER	B1W: MAX 1W B2W: MAX 2W
SUPPLY	8-32Vdc
PROTECTION	FUSE, POLARITY REVERSE, SPIKE FILTER
DIMMABLE	YES
BEAM	WIDE
SCREEN	FROSTED
LED COLOUR	3000K CRI >90 >90 LMN 54lm 100lm 1mt 32lx 60lx 2mt 8lx 15lx 3mt 4lx 7lx
IP RATE	IP65
MATERIALS	BODY: BRASS OR STAINLESS STEEL HEATSINK: ALUMINIUM
MOUNTING SYSTEM	BAND SPRINGS
OPTIONAL	
LED COLOUR	2700K - 4000K - BLUE - RED
IP RATE	IP66
BEAM	



CODE	3283-37-U1W 3283-37-U2W
FIXTURE	FIXED DOWNLIGHT
ADJUSTABILITY	NO
LIGHT SOURCE	POWER LED
POWER	U1W: MAX 1W U2W: MAX 2W
SUPPLY	8-32Vdc
PROTECTION	FUSE, POLARITY REVERSE, SPIKE FILTER
DIMMABLE	YES
BEAM	WIDE
SCREEN	LENS
LED COLOUR	3000K CRI >90 >90 LMN 88lm 158lm 1mt 237lx 437lx 2mt 59lx 109lx 3mt 26lx 49lx
IP RATE	IP65
MATERIALS	BODY: BRASS OR STAINLESS STEEL HEATSINK: ALUMINIUM
MOUNTING SYSTEM	BAND SPRINGS
OPTIONAL	
LED COLOUR	2700K - 4000K - BLUE - RED
IP RATE	IP66
BEAM	NARROW



CODE	3283-37-1LED
FIXTURE	FIXED DOWNLIGHT
ADJUSTABILITY	NO
LIGHT SOURCE	LED
POWER	MAX 0.5W
SUPPLY	8-32Vdc
PROTECTION	FUSE, POLARITY REVERSE, SPIKE FILTER
DIMMABLE	YES
BEAM	WIDE
SCREEN	FROSTED
LED COLOUR	3000K CRI >90 >90 LMN 10lm 1mt 4lx 2mt 1lx 3mt 0lx
IP RATE	IP65
MATERIALS	BODY: BRASS OR STAINLESS STEEL HEATSINK: ALUMINIUM
MOUNTING SYSTEM	BAND SPRINGS
OPTIONAL	
LED COLOUR	2700K - 4000K - BLUE - RED - RGB
IP RATE	IP66
BEAM	



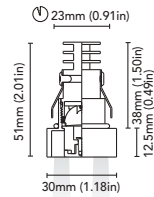
oci . 37

	FINISHES	
	FE BRASS MATERIAL	23 20 3 7 10 11 37 39 51 52 53 61 62 63
	FE STAINLESS STEEL MATERIAL	23 20 4 34

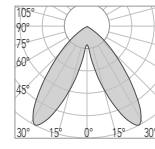


kidd

. 30



CODE	3395-30-U2W 3395-30-Z2W
FIXTURE	FIXED DOWNLIGHT
ADJUSTABILITY	NO
LIGHT SOURCE	POWER LED
POWER	MAX 2W
SUPPLY	U2W: MAX 700mA - Driver not included Z2W: 8-32Vdc
PROTECTION	Z2W: FUSE - POLARITY REVERSE SPIKE FILTER
DIMMABLE	YES
BEAM	WIDE
SCREEN	FROSTED
LED COLOUR	3000K
	* Measures obtained using our standard black reflector.
	CRI >90
	LMN 7lm
	1mt 1lx
	2mt 0lx
	3mt 0lx
IP RATE	IP65
MATERIALS	BODY: BRASS HEATSINK: ALUMINIUM
MOUNTING SYSTEM	BAND SPRINGS
OPTIONAL LED COLOUR	2700K - 4000K - BLUE - RED



kidd . 30



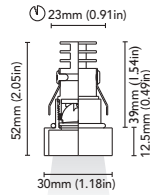
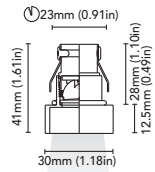
FINISHES	R=FE	23 20 3 7 10 11 37 39 51 52 53 61 62 63
	I	23 20



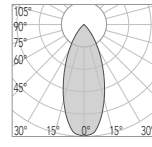
jack 1

. 30

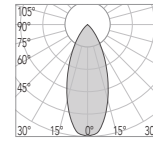
. 30



CODE	3393-30-U1W
FIXTURE	FIXED DOWNLIGHT
ADJUSTABILITY	NO
LIGHT SOURCE	POWER LED
POWER	MAX 1W
SUPPLY	MAX 350mA - Driver not included
PROTECTION	
DIMMABLE	YES
BEAM	WIDE
SCREEN	FROSTED
LED COLOUR	3000K CRI >90 LMN 77lm 1mt 96lx 2mt 24lx 3mt 11lx
IP RATE	IP65
MATERIALS	BODY: BRASS HEATSINK: ALUMINIUM
MOUNTING SYSTEM	BAND SPRINGS
OPTIONAL	
LED COLOUR	2700K - 4000K - BLUE - RED
IP RATE	IP66
BEAM	NARROW



3393-30-U2W 3393-30-Z2W
FIXED DOWNLIGHT
NO
POWER LED
MAX 2W
U2W: MAX 700mA - Driver not included Z2W: 8-32Vdc
Z2W: FUSE - POLARITY REVERSE SPIKE FILTER
YES
WIDE
FROSTED
3000K CRI >90 LMN 138lm 1mt 171lx 2mt 43lx 3mt 19lx
IP65
BODY: BRASS HEATSINK: ALUMINIUM
BAND SPRINGS
2700K - 4000K - BLUE - RED
IP66
NARROW



jack 1 . 30

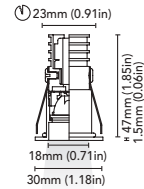
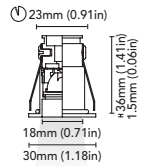
	FINISHES	FE	23	20	3	7	10	11	37	39	51	52	53	61	62	63
		I	23	20												



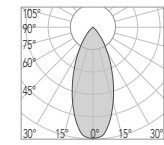
flint 1

. 30

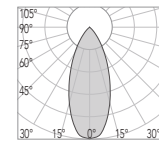
. 30



CODE	3401-30-U1W
FIXTURE	FIXED DOWNLIGHT
ADJUSTABILITY	NO
LIGHT SOURCE	POWER LED
POWER	MAX 1W
SUPPLY	MAX 350mA - Driver not included
PROTECTION	
DIMMABLE	YES
BEAM	WIDE
SCREEN	LENS
LED COLOUR	3000K CRI >90 LMN 77lm 1mt 96lx 2mt 24lx 3mt 11lx
IP RATE	IP65
MATERIALS	BODY: BRASS HEATSINK: ALUMINIUM
MOUNTING SYSTEM	BAND SPRINGS
OPTIONAL	
LED COLOUR	2700K - 4000K - BLUE - RED
IP RATE	IP66
BEAM	NARROW



CODE	3401-30-U2W 3401-30-Z2W
FIXTURE	FIXED DOWNLIGHT
ADJUSTABILITY	NO
LIGHT SOURCE	POWER LED
POWER	MAX 2W
SUPPLY	U2W: MAX 700mA - Driver not included Z2W: 8-32Vdc
PROTECTION	Z2W: FUSE - POLARITY REVERSE SPIKE FILTER
DIMMABLE	YES
BEAM	WIDE
SCREEN	LENS
LED COLOUR	3000K CRI >90 LMN 138lm 1mt 171lx 2mt 43lx 3mt 19lx
IP RATE	IP65
MATERIALS	BODY: BRASS HEATSINK: ALUMINIUM
MOUNTING SYSTEM	BAND SPRINGS
OPTIONAL	
LED COLOUR	2700K - 4000K - BLUE - RED
IP RATE	IP66
BEAM	NARROW



flint . 30

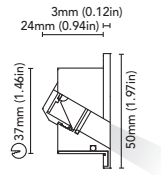


FINISHES	FE	23 20 3 7 10 11 37 39 51 52 53 61 62 63
	I	23 20

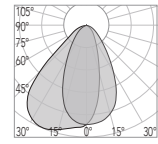


creta

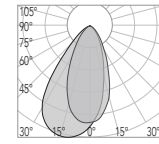
. 50



CODE	3350-50-B1W
FIXTURE	FIXED DOWNLIGHT
ADJUSTABILITY	NO
LIGHT SOURCE	POWER LED
POWER	MAX 1W
SUPPLY	8-32Vdc
PROTECTION	FUSE POLARITY REVERSE SPIKE FILTER
DIMMABLE	YES
BEAM	WIDE
SCREEN	FROSTED
LED COLOUR	3000K CRI >90 LMN 35lm 1mt 26lx 2mt 6lx 3mt 3lx
IP RATE	IP65
MATERIALS	BODY: STAINLESS STEEL HEATSINK: STAINLESS STEEL
MOUNTING SYSTEM	SCREWS
OPTIONAL	
LED COLOUR	2700K - 4000K - BLUE - RED
IP RATE	IP66
BEAM	



3350-50-U1W
FIXED DOWNLIGHT
NO
POWER LED
MAX 1W
MAX 350mA - Driver not included
YES
WIDE
LENS
3000K CRI >90 LMN 48lm 1mt 27lx 2mt 7lx 3mt 3lx
IP65
BODY: STAINLESS STEEL HEATSINK: STAINLESS STEEL
SCREWS
2700K - 4000K - BLUE - RED
IP66
NARROW



creta . 50



FINISHES

I=FE



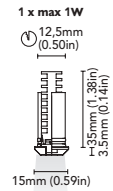
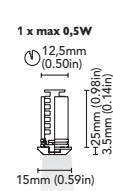
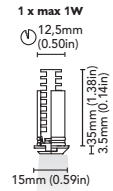



cook

. 15

hook

. 15



CODE	3346-15-A.5W 3346-15-A1W
FIXTURE	FIXED DOWNLIGHT
ADJUSTABILITY	NO
LIGHT SOURCE	POWER LED
POWER	A.5W: MAX 0,5W A1W: MAX 1W
SUPPLY	A.5W: MAX 150mA - Driver not included A1W: MAX 350mA - Driver not included
DIMMABLE	YES
BEAM	WIDE
SCREEN	FROSTED
LED COLOUR	3000K CRI >90 >90 LMN 1lm 2lm 1mt 0lx 0lx 2mt 0lx 0lx 3mt 0lx 0lx
IP RATE	IP65
MATERIALS	BODY: STAINLESS STEEL HEATSINK: ALUMINIUM
MOUNTING SYSTEM	PRESSURE BY ORING
OPTIONAL LED COLOUR	2700K - 4000K - BLUE - RED
IP RATE	IP66

CODE	3347-15-A.5W 3347-15-A1W
FIXTURE	FIXED DOWNLIGHT
ADJUSTABILITY	NO
LIGHT SOURCE	POWER LED
POWER	A.5W: MAX 0,5W A1W: MAX 1W
SUPPLY	A.5W: MAX 150mA - Driver not included A1W: MAX 350mA - Driver not included
DIMMABLE	YES
BEAM	WIDE
SCREEN	FROSTED
LED COLOUR	3000K CRI >90 >90 LMN 38lm 74lm 1mt 16lx 31lx 2mt 4lx 8lx 3mt 2lx 3lx
IP RATE	IP65
MATERIALS	BODY: STAINLESS STEEL HEATSINK: ALUMINIUM
MOUNTING SYSTEM	PRESSURE BY ORING
OPTIONAL LED COLOUR	2700K - 4000K - BLUE - RED
IP RATE	IP66



cook . 15



hook . 15



FINISHES

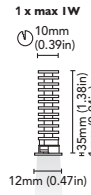
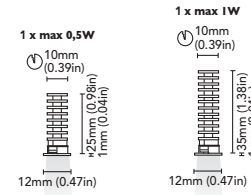
FE





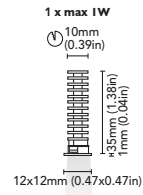
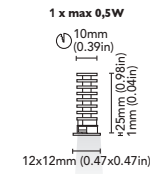
ios

. 12



paros

. 12



CODE	3311-12-A.5W 3311-12-A1W
FIXTURE	FIXED DOWNLIGHT
ADJUSTABILITY	NO
LIGHT SOURCE	POWER LED
POWER	A.5W: MAX 0,5W A1W: MAX 1W
SUPPLY	A.5W: MAX 150mA - Driver not included A1W: MAX 350mA - Driver not included
DIMMABLE	YES
BEAM	WIDE
SCREEN	FROSTED
LED COLOUR	3000K CRI >90 >90 LMN 38lm 74m 1mt 16lx 31lx 2mt 4lx 8lx 3mt 2lx 3lx
IP RATE	IP65
MATERIALS	BODY: BRASS OR STAINLESS STEEL AISI 316 HEATSINK: ALUMINIUM
MOUNTING SYSTEM	PRESSURE BY ORING
OPTIONAL LED COLOUR	2700K - 4000K - BLUE - RED
IP RATE	IP66

CODE	3312-12-A.5W 3312-12-A1W
FIXTURE	FIXED DOWNLIGHT
ADJUSTABILITY	NO
LIGHT SOURCE	POWER LED
POWER	A.5W: MAX 0,5W A1W: MAX 1W
SUPPLY	A.5W: MAX 150mA - Driver not included A1W: MAX 350mA - Driver not included
DIMMABLE	YES
BEAM	WIDE
SCREEN	FROSTED
LED COLOUR	3000K CRI >90 >90 LMN 38lm 74m 1mt 16lx 31lx 2mt 4lx 8lx 3mt 2lx 3lx
IP RATE	IP65
MATERIALS	BODY: BRASS OR STAINLESS STEEL AISI 316 HEATSINK: ALUMINIUM
MOUNTING SYSTEM	PRESSURE BY ORING
OPTIONAL LED COLOUR	2700K - 4000K - BLUE - RED
IP RATE	IP66



ios . 12



paros . 12

	FE FINISHES	FE BRASS MATERIAL	23 20 3 7 10 11 37 39 51 52 53 61 62 63
		FE STAINLESS STEEL MATERIAL	23 20 4 34

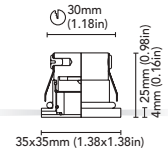
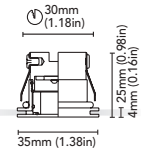


elba

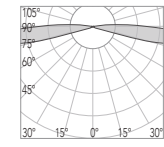
gavi

. 35

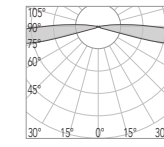
. 35



CODE	3296-35G-A1W
FIXTURE	FIXED DOWNLIGHTS
ADJUSTABILITY	NO
LIGHT SOURCE	POWER LED
POWER	MAX 1W
SUPPLY	MAX 350mA - Driver not included
DIMMABLE	YES
BEAM	WIDE
LED COLOUR	3000K CRI >90 LMN 2lm 1mt 0lx 2mt 0lx 3mt 0lx
IP RATE	IP65
MATERIALS	BODY: BRASS OR STAINLESS STEEL AISI 316 HEATSINK: ALUMINIUM
MOUNTING SYSTEM	BAND SPRINGS
OPTIONAL	
LED COLOUR	2700K - 4000K - BLUE - RED
IP RATE	IP66



CODE	3295-35G-A1W
FIXTURE	FIXED DOWNLIGHTS
ADJUSTABILITY	NO
LIGHT SOURCE	POWER LED
POWER	MAX 1W
SUPPLY	MAX 350mA - Driver not included
DIMMABLE	YES
BEAM	WIDE
LED COLOUR	3000K CRI >90 LMN 2lm 1mt 0lx 2mt 0lx 3mt 0lx
IP RATE	IP65
MATERIALS	BODY: BRASS OR STAINLESS STEEL AISI 316 HEATSINK: ALUMINIUM
MOUNTING SYSTEM	BAND SPRINGS
OPTIONAL	
LED COLOUR	2700K - 4000K - BLUE - RED
IP RATE	IP66



elba. 35



gavi. 35



FINISHES	FE BRASS MATERIAL	23 20 3 7 10 11 37 39 51 52 53 61 62 63
	FE STAINLESS STEEL MATERIAL	23 20 4 34



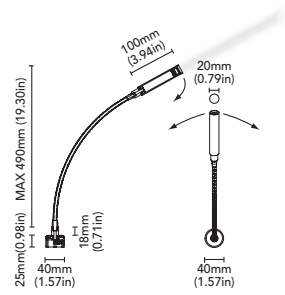
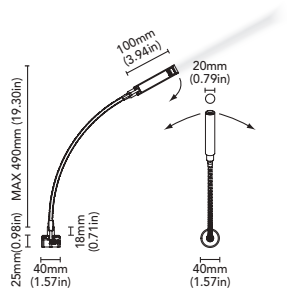
Elementi luce flessibili e direzionabili, da parete o da tavolo, realizzati per la lettura e l'illuminazione specifica o puntuale.

Flexible and adjusting lighting elements, for wall or table, for reading and specific or precise illumination.

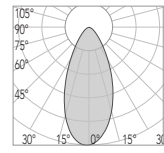
bcml
BENEDETTI LIGHTING



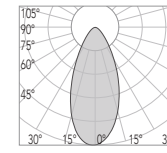
grapho D top



CODE	2206-T-Z1W
FIXTURE	DESK READING LAMP
ADJUSTABILITY	YES
LIGHT SOURCE	POWER LED
POWER	MAX 1W
SUPPLY	8-32 Vdc
USB V OUTPUT	
USB I OUTPUT	
PROTECTION	FUSE - POLARITY REVERSE SPIKE FILTER
DIMMABLE	NO
BEAM	WIDE
SCREEN	FROSTED
LED COLOUR	3000K CRI >90 LMN 68lm 1mt 84lx 2mt 21lx 3mt 9lx
IP RATE	IP40
MATERIALS	BODY: BRASS
SWITCH	TOUCH SYSTEM ON THE REFLECTOR
MOUNTING SYSTEM	SCREWS
OPTIONAL	
LED COLOUR	2700K - 4000K - BLUE - RED
BEAM	NARROW



CODE	2206U-T-Z1W
FIXTURE	DESK READING LAMP
ADJUSTABILITY	YES
LIGHT SOURCE	POWER LED
POWER	MAX 1W
SUPPLY	8-32 Vdc
USB V OUTPUT	5 Vdc
USB I OUTPUT	MAX 1.5A
PROTECTION	FUSE - POLARITY REVERSE SPIKE FILTER
DIMMABLE	NO
BEAM	WIDE
SCREEN	FROSTED
LED COLOUR	3000K CRI >90 LMN 68lm 1mt 84lx 2mt 21lx 3mt 9lx
IP RATE	IP40
MATERIALS	BODY: BRASS
SWITCH	TOUCH SYSTEM ON THE REFLECTOR
MOUNTING SYSTEM	SCREWS
OPTIONAL	
LED COLOUR	2700K - 4000K - BLUE - RED
BEAM	NARROW



Su richiesta, flessibile
rivestito in pelle.

On request,
leather-wrapped flexible.

grapho D top



FINISHES
FE

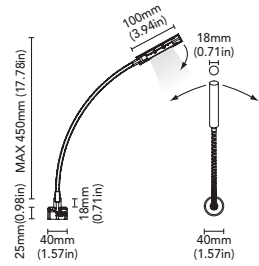
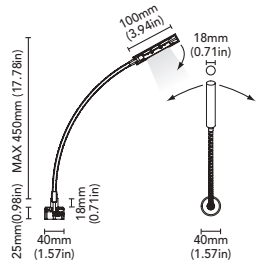


USB port on
2206U-T-Z1W

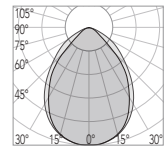




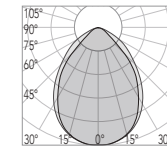
grapho D side



CODE	2207-T-B1.5W
FIXTURE	DESK READING LAMP
ADJUSTABILITY	YES
LIGHT SOURCE	LED
POWER	MAX 1,5W
SUPPLY	16-32 Vdc
USB V OUTPUT	
USB I OUTPUT	
PROTECTION	FUSE - POLARITY REVERSE SPIKE FILTER
DIMMABLE	NO
BEAM	WIDE
SCREEN	FROSTED
LED COLOUR	3000K CRI >90 LMN 87lm 1mt 50lx 2mt 12lx 3mt 6lx
IP RATE	IP40
MATERIALS	BODY: BRASS
SWITCH	TOUCH SYSTEM ON THE REFLECTOR
MOUNTING SYSTEM	SCREWS
OPTIONAL	
LED COLOUR	2700K - 4000K



CODE	2207U-T-B1.5W
FIXTURE	DESK READING LAMP
ADJUSTABILITY	YES
LIGHT SOURCE	LED
POWER	MAX 1,5W
SUPPLY	16-32 Vdc
USB V OUTPUT	5 Vdc
USB I OUTPUT	MAX 1.5A
PROTECTION	FUSE - POLARITY REVERSE SPIKE FILTER
DIMMABLE	NO
BEAM	WIDE
SCREEN	FROSTED
LED COLOUR	3000K CRI >90 LMN 87lm 1mt 50lx 2mt 12lx 3mt 6lx
IP RATE	IP40
MATERIALS	BODY: BRASS
SWITCH	TOUCH SYSTEM ON THE REFLECTOR
MOUNTING SYSTEM	SCREWS
OPTIONAL	
LED COLOUR	2700K - 4000K



FINISHES	FE	3 7 10 11 37 39 51 52 53 61 62 63
-----------------	-----------	-----------------------------------

USB port on 2207U-T-B1.5W



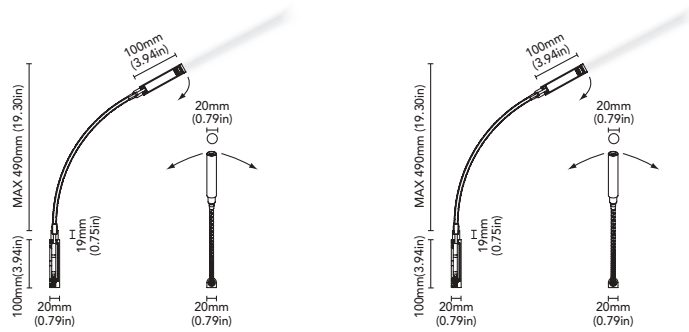
Su richiesta, flessibile rivestito in pelle.

On request, leather-wrapped flexible.

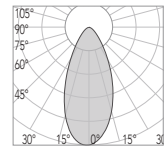
grapho D side



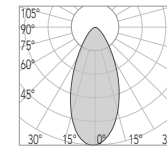
grapho W top



CODE	2208-T-Z1W
FIXTURE	WALL READING LAMP
ADJUSTABILITY	YES
LIGHT SOURCE	LED
POWER	MAX 1W
SUPPLY	8-32 Vdc
USB V OUTPUT	
USB I OUTPUT	
PROTECTION	FUSE - POLARITY REVERSE - SPIKE FILTER
DIMMABLE	NO
BEAM	WIDE
SCREEN	FROSTED
LED COLOUR	3000K CRI >90 LMN 68lm 1mt 84lx 2mt 21lx 3mt 9lx
IP RATE	IP40
MATERIALS	BODY: BRASS
SWITCH	TOUCH SYSTEM ON THE REFLECTOR
MOUNTING SYSTEM	SCREWS
OPTIONAL	
LED COLOUR	2700K - 4000K - BLUE - RED
BEAM	NARROW




CODE	2208U-T-Z1W
FIXTURE	WALL READING LAMP
ADJUSTABILITY	YES
LIGHT SOURCE	LED
POWER	MAX 1W
SUPPLY	8-32 Vdc
USB V OUTPUT	5 Vdc
USB I OUTPUT	MAX 1.5A
PROTECTION	FUSE - POLARITY REVERSE - SPIKE FILTER
DIMMABLE	NO
BEAM	WIDE
SCREEN	FROSTED
LED COLOUR	3000K CRI >90 LMN 68lm 1mt 84lx 2mt 21lx 3mt 9lx
IP RATE	IP40
MATERIALS	BODY: BRASS
SWITCH	TOUCH SYSTEM ON THE REFLECTOR
MOUNTING SYSTEM	SCREWS
OPTIONAL	
LED COLOUR	2700K - 4000K - BLUE - RED
BEAM	NARROW



Su richiesta, flessibile rivestito in pelle.


On request, leather-wrapped flexible.

grapho W top



FINISHES

FE

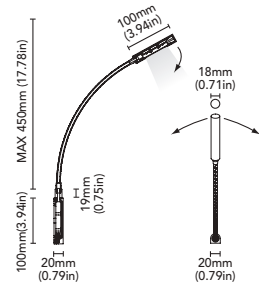
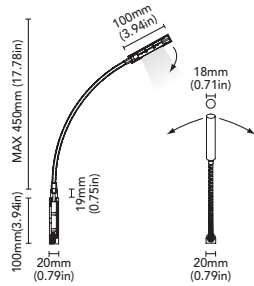


USB port on 2208U-T-Z1W

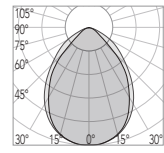




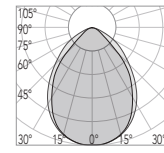
grapho W side



CODE	2209-T-B1.5W
FIXTURE	WALL READING LAMP
ADJUSTABILITY	YES
LIGHT SOURCE	LED
POWER	MAX 1,5W
SUPPLY	16-32 Vdc
USB V OUTPUT	
USB I OUTPUT	
PROTECTION	FUSE - POLARITY REVERSE SPIKE FILTER
DIMMABLE	NO
BEAM	WIDE
SCREEN	FROSTED
LED COLOUR	3000K CRI >90 LMN 87lm 1mt 50lx 2mt 12lx 3mt 6lx
IP RATE	IP40
MATERIALS	BODY: BRASS
SWITCH	TOUCH SYSTEM ON THE REFLECTOR
MOUNTING SYSTEM	SCREWS
OPTIONAL	
LED COLOUR	2700K - 4000K




CODE	2209U-T-B1.5W
FIXTURE	WALL READING LAMP
ADJUSTABILITY	YES
LIGHT SOURCE	LED
POWER	MAX 1,5W
SUPPLY	16-32 Vdc
USB V OUTPUT	5 Vdc
USB I OUTPUT	MAX 1.5A
PROTECTION	FUSE - POLARITY REVERSE SPIKE FILTER
DIMMABLE	NO
BEAM	WIDE
SCREEN	FROSTED
LED COLOUR	3000K CRI >90 LMN 87lm 1mt 50lx 2mt 12lx 3mt 6lx
IP RATE	IP40
MATERIALS	BODY: BRASS
SWITCH	TOUCH SYSTEM ON THE REFLECTOR
MOUNTING SYSTEM	SCREWS
OPTIONAL	
LED COLOUR	2700K - 4000K



Su richiesta, flessibile
rivestito in pelle.


On request,
leather-wrapped flexible.

grapho W side



FINISHES

FE



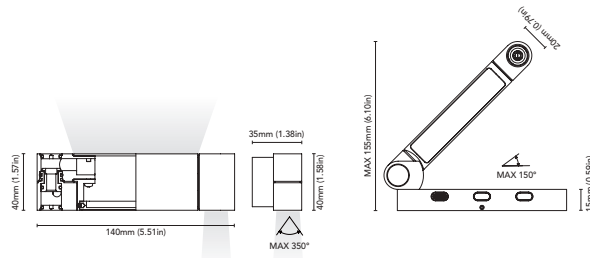
USB port on
2209U-T-B.15W



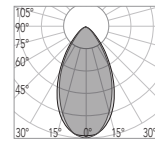


cyndi

Designer: Sandro Chiavetta



CODE	2202U-T-Z1W
FIXTURE	WALL READING LAMP
ADJUSTABILITY	YES
LIGHT SOURCE	POWER LED + COURTESY LED
POWER	MAX 1W POWER LED, MAX 1W COURTESY LED
SUPPLY	16-32 Vdc
USB V OUTPUT	MAX 1.5A
USB I OUTPUT	5 Vdc
PROTECTION	FUSE - POLARITY REVERSE SPIKE FILTER
DIMMABLE	NO
BEAM	WIDE
SCREEN	LENS
LED COLOUR	3000K CRI >90 LMN 42lm 1mt 40lx 2mt 10lx 3mt 4lx
IP RATE	IP40
MATERIALS	BRASS
SWITCH	TOUCH SYSTEM
MOUNTING SYSTEM	SCREWS
OPTIONAL LED COLOUR	2700K - 4000K



FINISHES

FE



USB port on the body

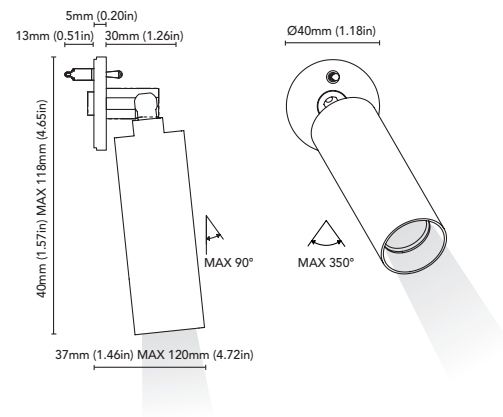
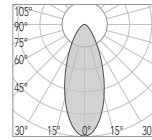


cyndi



silO R

CODE	2194-I-Z2W
FIXTURE	WALL READING LAMP
ADJUSTABILITY	YES
LIGHT SOURCE	POWER LED
POWER	MAX 2W
SUPPLY	8-32 Vdc
PROTECTION	FUSE - POLARITY REVERSE SPIKE FILTER
DIMMABLE	YES
BEAM	WIDE
SCREEN	LENS
LED COLOUR	3000K CRI >90 LMN 112lm 1mt 219lx 2mt 55lx 3mt 24lx
IP RATE	IP40
MATERIALS	BODY: BRASS
MOUNTING SYSTEM	SCREWS
OPTIONAL	
LED COLOUR	2700K - 4000K - BLUE - RED
BEAM	NARROW



silO R



FINISHES

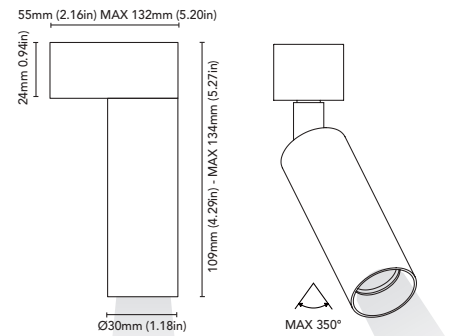
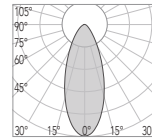
FE



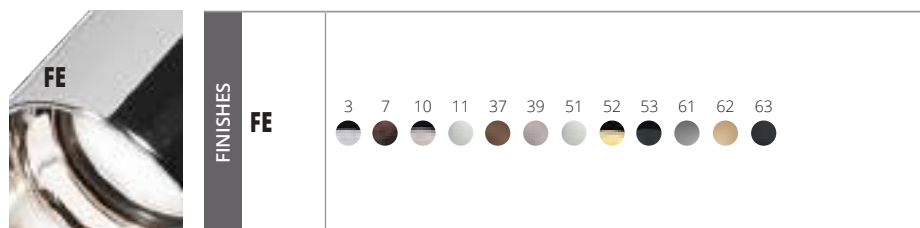


silos A1

2196-N-Z2W	
FIXTURE	WALL LAMP
ADJUSTABILITY	YES
LIGHT SOURCE	POWER LED
POWER	MAX 2W
SUPPLY	8-32 Vdc
PROTECTION	FUSE - POLARITY REVERSE SPIKE FILTER
DIMMABLE	YES
BEAM	WIDE
SCREEN	LENS
LED COLOUR	3000K CRI >90 LMN 112lm 1mt 219lx 2mt 55lx 3mt 24lx
IP RATE	IP40
MATERIALS	BODY: BRASS
MOUNTING SYSTEM	SCREWS
OPTIONAL	
LED COLOUR	2700K - 4000K - BLUE - RED
BEAM	NARROW



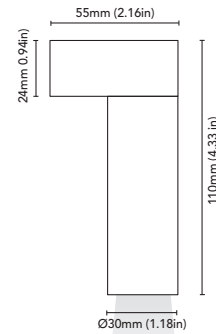
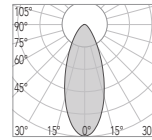
silos A1



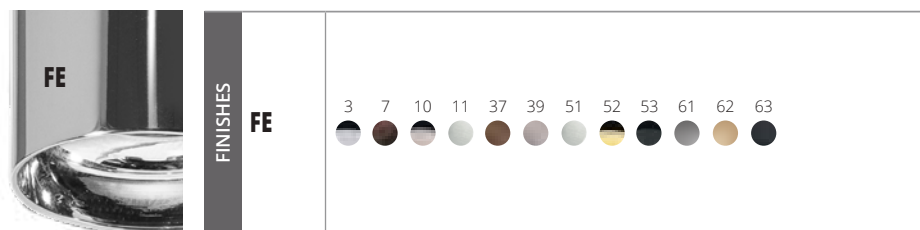


silof1

2195-N-Z2W	
FIXTURE	WALL LAMP
ADJUSTABILITY	NO
LIGHT SOURCE	POWER LED
POWER	MAX 2W
SUPPLY	8-32 Vdc
PROTECTION	FUSE - POLARITY REVERSE SPIKE FILTER
DIMMABLE	YES
BEAM	WIDE
SCREEN	LENS
LED COLOUR	3000K CRI >90 LMN 112lm 1mt 219lx 2mt 55lx 3mt 24lx
IP RATE	IP40
MATERIALS	BODY: BRASS
MOUNTING SYSTEM	SCREWS
OPTIONAL	
LED COLOUR	2700K - 4000K - BLUE - RED
BEAM	NARROW

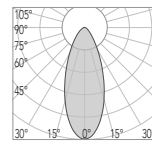


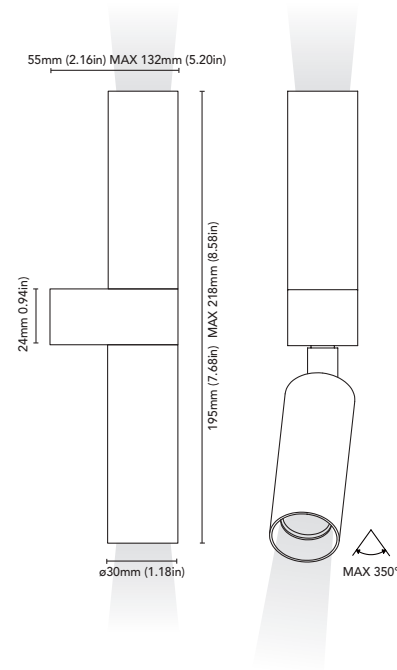
silof1



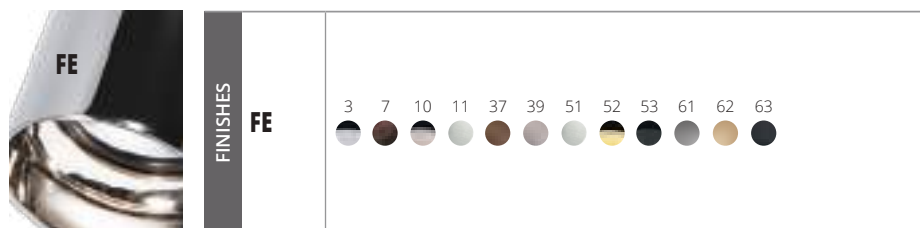


silos AF1

2199-N-2Z2W	
FIXTURE	WALL LAMP
ADJUSTABILITY	YES
LIGHT SOURCE	POWER LED
POWER	MAX 2 x 2W
SUPPLY	8-32 Vdc
PROTECTION	FUSE - POLARITY REVERSE SPIKE FILTER
DIMMABLE	YES
BEAM	WIDE
SCREEN	LENS
LED COLOUR	3000K
	CRI >90
	LMN 112lm
	1mt 219lx
	2mt 55lx
	3mt 24lx
	
	Photometric data in the chart refer to a single light source.
IP RATE	IP40
MATERIALS	BODY: BRASS
MOUNTING SYSTEM	SCREWS
OPTIONAL	
LED COLOUR	2700K - 4000K - BLUE - RED
BEAM	NARROW



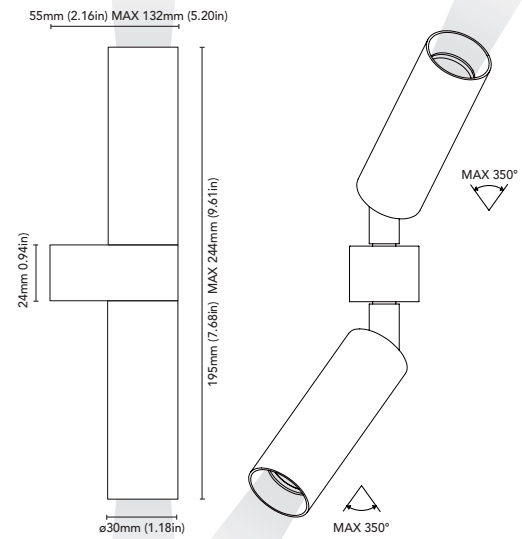
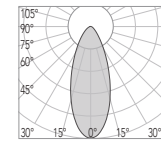
silos A2



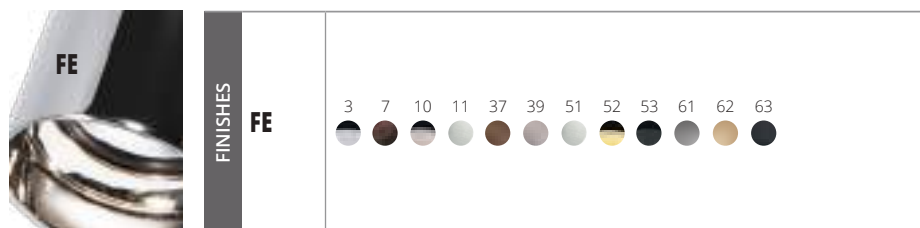


silos A2

2198-N-2Z2W	
FIXTURE	WALL LAMP
ADJUSTABILITY	YES
LIGHT SOURCE	POWER LED
POWER	MAX 2 x 2W
SUPPLY	8-32 Vdc
PROTECTION	FUSE - POLARITY REVERSE SPIKE FILTER
DIMMABLE	YES
BEAM	WIDE
SCREEN	LENS
LED COLOUR	3000K CRI >90 LMN 112lm 1mt 219lx 2mt 55lx 3mt 24lx
IP RATE	IP40
MATERIALS	BODY: BRASS
MOUNTING SYSTEM	SCREWS
OPTIONAL	
LED COLOUR	2700K - 4000K - BLUE - RED
BEAM	NARROW

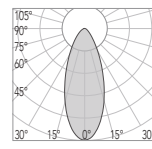


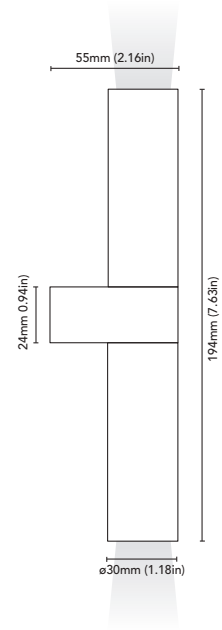
silos A2



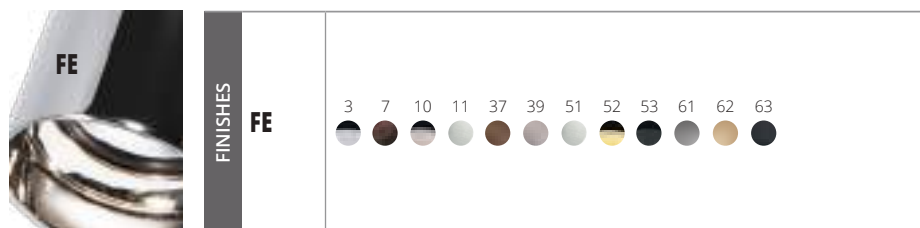


silos F2

2197-N-2Z2W	
FIXTURE	WALL LAMP
ADJUSTABILITY	NO
LIGHT SOURCE	POWER LED
POWER	MAX 2 x 2W
SUPPLY	8-32 Vdc
PROTECTION	FUSE - POLARITY REVERSE SPIKE FILTER
DIMMABLE	YES
BEAM	WIDE
SCREEN	LENS
LED COLOUR	3000K
	CRI >90
	LMN 112lm
	1mt 219lx
	2mt 55lx
	3mt 24lx
	
IP RATE	IP40
MATERIALS	BODY: BRASS
MOUNTING SYSTEM	SCREWS
OPTIONAL	
LED COLOUR	2700K - 4000K - BLUE - RED
BEAM	NARROW

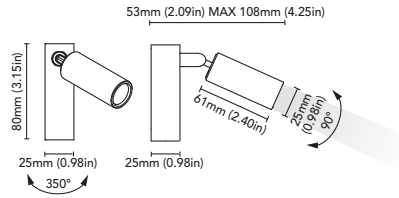


silos F2

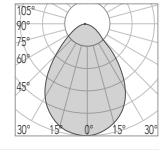




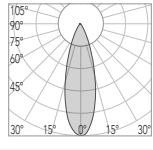
pan



CODE	2166-I-B1W
FIXTURE	WALL READING LAMP
ADJUSTABILITY	YES
LIGHT SOURCE	POWER LED
POWER	MAX 1W
SUPPLY	8-32Vdc
PROTECTION	FUSE - POLARITY REVERSE - SPIKE FILTER
DIMMABLE	YES
BEAM	WIDE
SCREEN	FROSTED
LED COLOUR	3000K CRI >90 LMN 54lm 1mt 32lx 2mt 8lx 3mt 4lx
IP RATE	IP40
MATERIALS	BODY: BRASS
MOUNTING SYSTEM	SCREWS
OPTIONAL LED COLOUR	2700K - 4000K - BLUE - RED
OPTIONAL BEAM	



CODE	2166-I-U1W
FIXTURE	WALL READING LAMP
ADJUSTABILITY	YES
LIGHT SOURCE	POWER LED
POWER	MAX 1W
SUPPLY	MAX 350mA - Driver not included
PROTECTION	
DIMMABLE	YES
BEAM	WIDE
SCREEN	FROSTED
LED COLOUR	3000K CRI >90 LMN 87lm 1mt 237lx 2mt 59lx 3mt 26lx
IP RATE	IP40
MATERIALS	BODY: BRASS
MOUNTING SYSTEM	SCREWS
OPTIONAL LED COLOUR	2700K - 4000K - BLUE - RED
OPTIONAL BEAM	NARROW



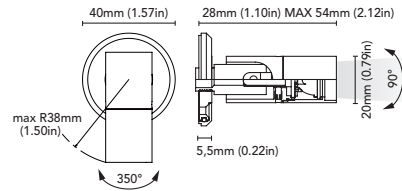
pan



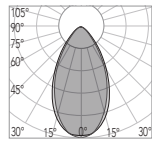
FINISHES	FE	23 20 3 7 10 11 37 39 51 52 53 61 62 63



sirio



CODE	2187-N-Z1W
FIXTURE	WALL READING LAMP
ADJUSTABILITY	YES
LIGHT SOURCE	POWER LED
POWER	MAX 1W
SUPPLY	16-32 Vdc
PROTECTION	FUSE - POLARITY REVERSE SPIKE FILTER
DIMMABLE	YES
BEAM	WIDE
SCREEN	LENS
LED COLOUR	3000K CRI >90 LMN 42lm 1mt 40lx 2mt 10lx 3mt 4lx
IP RATE	IP40
MATERIALS	BODY: BRASS
MOUNTING SYSTEM	SCREWS
OPTIONAL LED COLOUR	2700K - 4000K - BLUE - RED



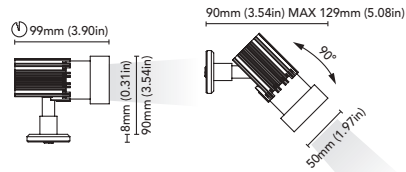
sirio

FINISHES

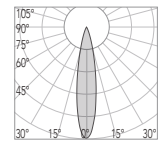
FE



rigel



CODE	2188-N-V6W
FIXTURE	WALL LAMP
ADJUSTABILITY	YES
LIGHT SOURCE	POWER LED
POWER	MAX 6W
SUPPLY	8-32 Vdc
PROTECTION	FUSE - POLARITY REVERSE SPIKE FILTER
DIMMABLE	YES
BEAM	MEDIUM
SCREEN	LENS+ANTIGLARE BLACK HONEYCOMB LOUVER
LED COLOUR	3000K
Measures obtained using our standard black reflector with black honeycomb and satin lens.	CRI >90 LMN 237lm 1mt 1524lx 2mt 381lx 3mt 169lx
IP RATE	IP40
MATERIALS	BODY: BRASS HEATSINK: BLACK ALUMINIUM
MOUNTING SYSTEM	SCREWS
OPTIONAL	
LED COLOUR	2700K - 4000K
BEAM	NARROW, WIDE



rigel

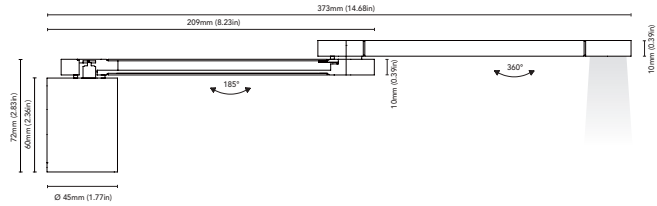


FINISHES	FE	3 7 10 11 37 39 51 52 53 61 62 63
	I	23

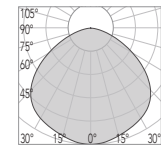


janis

Designer: Sandro Chiavetta



CODE	2201U-T-B2W
FIXTURE	WALL READING LAMP
ADJUSTABILITY	YES
LIGHT SOURCE	POWER LED
POWER	MAX 2W
SUPPLY	8-32 Vdc
USB V OUTPUT	5 Vdc
USB I OUTPUT	MAX 1,5A
PROTECTION	FUSE - POLARITY REVERSE SPIKE FILTER
DIMMABLE	NO
BEAM	WIDE
SCREEN	FROSTED
LED COLOUR	3000K CRI >90 LMN 135lm 1mt 41lx 2mt 10lx 3mt 5lx
IP RATE	IP40
MATERIALS	SCREWS
SWITCH	TOUCH SYSTEM
OPTIONAL	
LED COLOUR	2700K - 4000K - BLUE - RED



janis

FINISHES

FE

3710113739515253616263

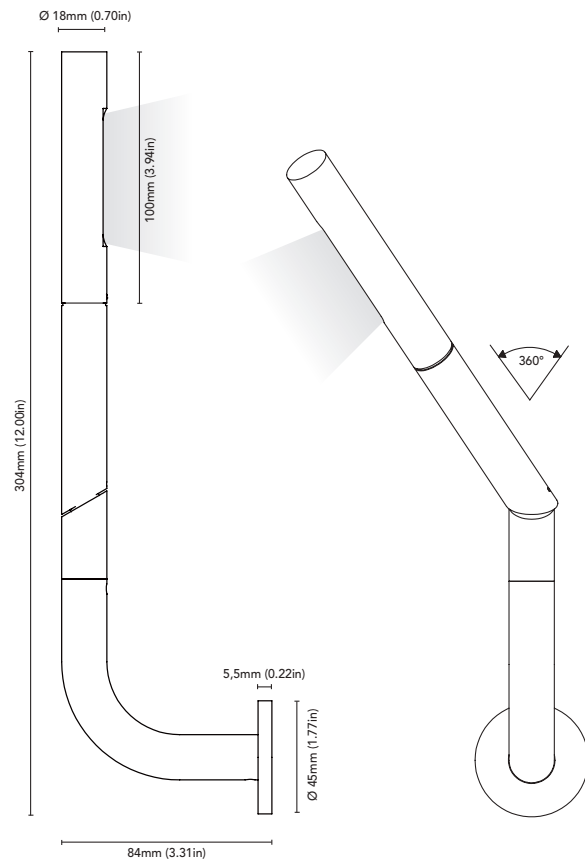
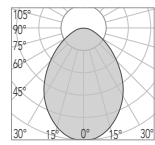
USB port on the body



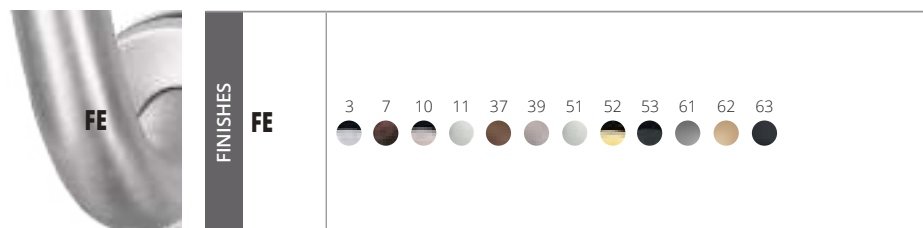


elle

CODE	2189-N-A2W
FIXTURE	WALL LAMP
ADJUSTABILITY	YES
LIGHT SOURCE	POWER LED
POWER	MAX 2W
SUPPLY	MAX 350mA - Driver not included
DIMMABLE	YES
BEAM	WIDE
SCREEN	FROSTED
LED COLOUR	3000K
CRI	>90
LMN	82m
1mt	42lx
2mt	10lx
3mt	5lx
IP RATE	IP40
MATERIALS	BODY: BRASS
MOUNTING SYSTEM	SCREWS
OPTIONAL LED COLOUR	2700K - 4000K



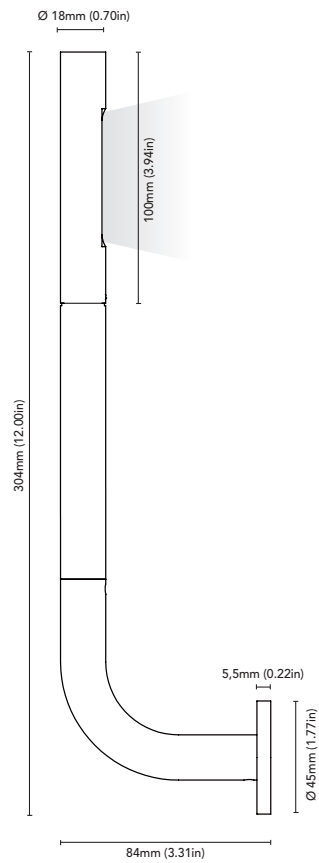
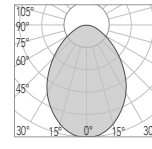
elle






elle fissa

CODE	2200-N-A2W
FIXTURE	WALL LAMP
ADJUSTABILITY	YES
LIGHT SOURCE	POWER LED
POWER	MAX 2W
SUPPLY	MAX 350mA - Driver not included
DIMMABLE	YES
BEAM	WIDE
SCREEN	FROSTED
LED COLOUR	3000K
CRI	>90
LMN	82m
1mt	42lx
2mt	10lx
3mt	5lx
IP RATE	IP40
MATERIALS	BODY: BRASS
MOUNTING SYSTEM	SCREWS
OPTIONAL LED COLOUR	2700K - 4000K

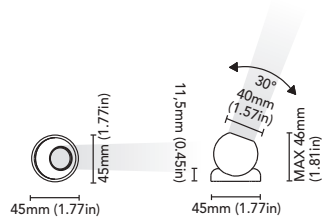


elle fissa

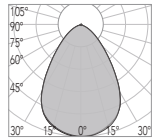




jolly roger



CODE	2181-T-B1W
FIXTURE	WALL LAMP
ADJUSTABILITY	YES
LIGHT SOURCE	POWER LED
POWER	MAX 1W
SUPPLY	8-32Vdc
PROTECTION	FUSE - POLARITY REVERSE - SPIKE FILTER
DIMMABLE	NO
BEAM	WIDE
SCREEN	FROSTED
LED COLOUR	3000K CRI >90 LMN 54lm 1mt 32lx 2mt 8lx 3mt 4lx
IP RATE	IP40
MATERIALS	BODY: BRASS
MOUNTING SYSTEM	SCREWS
SWITCH	TOUCH SYSTEM ON THE REFLECTOR
OPTIONAL LED COLOUR	2700K - 4000K - BLUE - RED



jolly roger

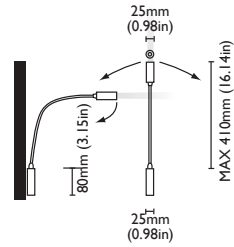
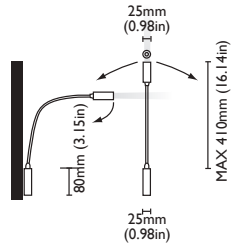
FINISHES

FE



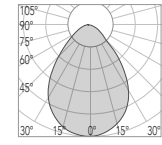
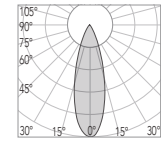


stilo top



CODE	2155-N-U1W 2155-I-U1W
FIXTURE	WALL READING LAMP
ADJUSTABILITY	YES
LIGHT SOURCE	POWER LED
POWER	MAX 1W
SUPPLY	MAX 350mA - Driver not included
PROTECTION	
DIMMABLE	YES
BEAM	WIDE
SCREEN	LENS
LED COLOUR	3000K CRI >90 LMN 87lm 1mt 237lx 2mt 59lx 3mt 26lx
IP RATE	IP40
MATERIALS	BODY: BRASS
MOUNTING SYSTEM	SCREWS
SWITCH	N: WITHOUT SWITCH I: SWITCH ON THE BASE
OPTIONAL	
LED COLOUR	2700K - 4000K - BLUE - RED
BEAM	NARROW

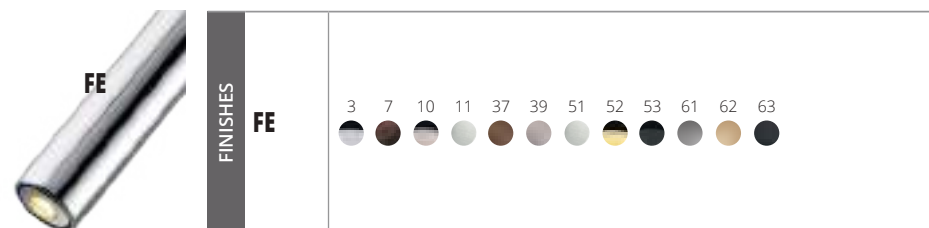
CODE	2155-N-B1W 2155-I-B1W
FIXTURE	WALL READING LAMP
ADJUSTABILITY	YES
LIGHT SOURCE	POWER LED
POWER	MAX 1W
SUPPLY	8-32 Vdc
PROTECTION	FUSE - POLARITY REVERSE - SPIKE FILTER
DIMMABLE	YES
BEAM	WIDE
SCREEN	FROSTED
LED COLOUR	3000K CRI >90 LMN 54lm 1mt 32lx 2mt 8lx 3mt 4lx
IP RATE	IP40
MATERIALS	BODY: BRASS
MOUNTING SYSTEM	SCREWS
SWITCH	N: WITHOUT SWITCH I: SWITCH ON THE BASE
OPTIONAL	
LED COLOUR	2700K - 4000K - BLUE - RED
BEAM	



Su richiesta, flessibile rivestito in pelle.

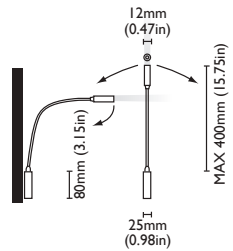
On request, leather-wrapped flexible.

stilo top

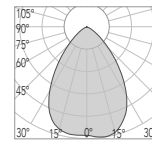




mini stilo



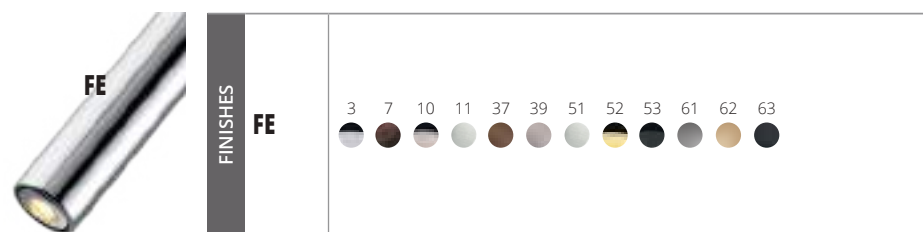
CODE	2157-N-A1W 2157-I-A1W
FIXTURE	WALL READING LAMP
ADJUSTABILITY	YES
LIGHT SOURCE	POWER LED
POWER	MAX 1W
SUPPLY	MAX 350mA - Driver not included
DIMMABLE	YES
BEAM	WIDE
SCREEN	FROSTED
LED COLOUR	3000K CRI >90 LMN 74lm 1mt 31lx 2mt 8lx 3mt 3lx
IP RATE	IP40
MATERIALS	BODY: BRASS
MOUNTING SYSTEM	SCREWS
SWITCH	N: WITHOUT SWITCH I: SWITCH ON THE BASE
OPTIONAL	
LED COLOUR	2700K - 4000K - BLUE - RED



Su richiesta, flessibile rivestito in pelle.

On request, leather-wrapped flexible.

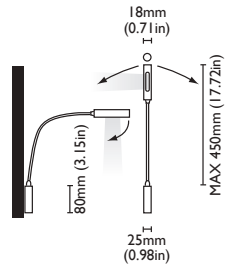
mini stilo



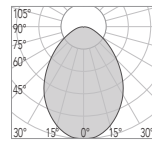


stilo side

Designer: Mimo Stelitano




CODE	2156-N-A2W 2156-I-A2W
FIXTURE	WALL READING LAMP
ADJUSTABILITY	YES
LIGHT SOURCE	POWER LED
POWER	MAX 2W
SUPPLY	MAX 350mA - Driver not included
DIMMABLE	YES
BEAM	WIDE
SCREEN	FROSTED
LED COLOUR	3000K CRI >90 LMN 82m 1mt 42lx 2mt 10lx 3mt 5lx
IP RATE	IP40
MATERIALS	BODY: BRASS
MOUNTING SYSTEM	SCREWS
SWITCH	N: WITHOUT SWITCH I: SWITCH ON THE BASE
OPTIONAL	
LED COLOUR	2700K - 4000K



Su richiesta, flessibile rivestito in pelle.

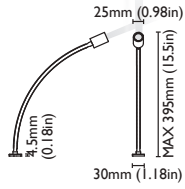
On request, leather-wrapped flexible.

stilo side

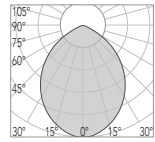




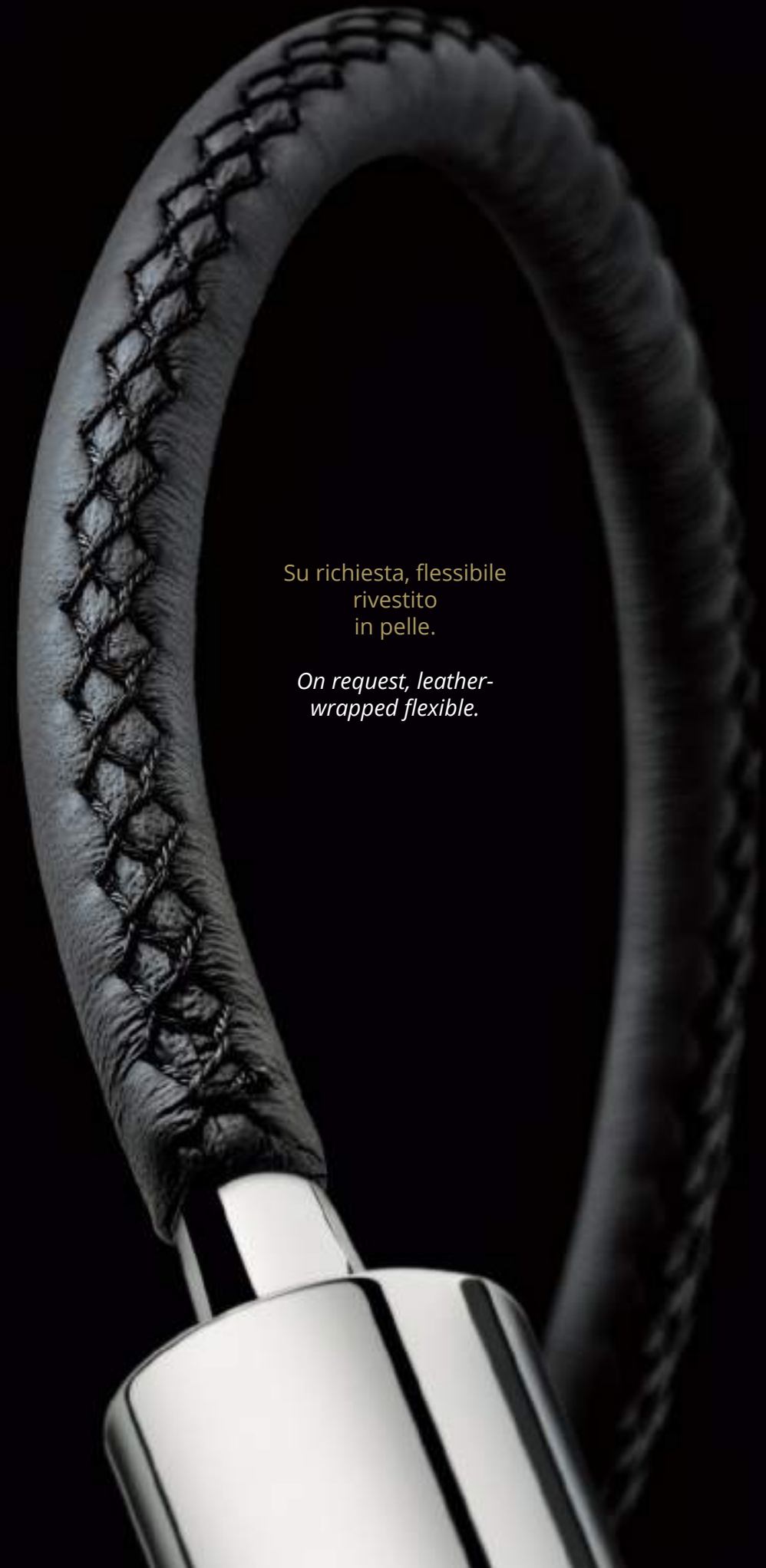
tina touch



CODE	2163-T-B1W
FIXTURE	DESK READING LAMP
ADJUSTABILITY	YES
LIGHT SOURCE	POWER LED
POWER	MAX 1W
SUPPLY	8-32Vdc
PROTECTION	FUSE - POLARITY REVERSE - SPIKE FILTER
DIMMABLE	NO
BEAM	WIDE
SCREEN	FROSTED
LED COLOUR	3000K CRI >90 LMN 51lm 1mt 27lx 2mt 7lx 3mt 3lx
IP RATE	IP40
MATERIALS	BODY: BRASS
MOUNTING SYSTEM	SCREWS
SWITCH	TOUCH SYSTEM ON THE REFLECTOR
OPTIONAL	
LED COLOUR	2700K - 4000K - BLUE - RED



FINISHES	FE	3	7	10	11	37	39	51	52	53	61	62	63

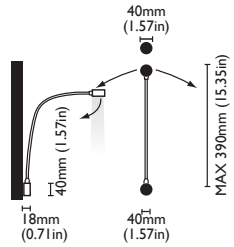


Su richiesta, flessibile rivestito in pelle.

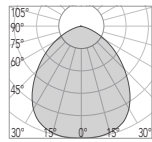
On request, leather-wrapped flexible.



cupido



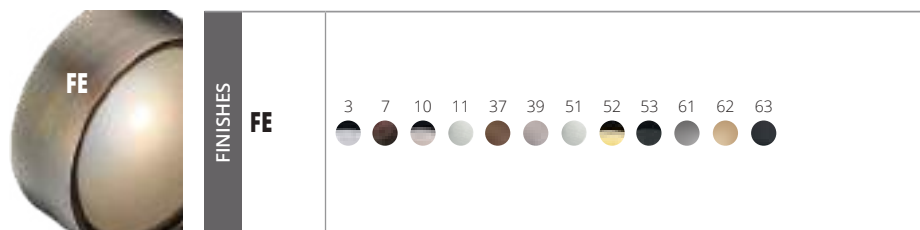
CODE	2178-T-B1W
FIXTURE	WALL READING LAMP
ADJUSTABILITY	YES
LIGHT SOURCE	POWER LED
POWER	MAX 1W
SUPPLY	8-32Vdc
PROTECTION	FUSE - POLARITY REVERSE - SPIKE FILTER
DIMMABLE	NO
BEAM	WIDE
SCREEN	FROSTED
LED COLOUR	3000K CRI >90 LMN 75lm 1mt 33lx 2mt 8lx 3mt 4lx
IP RATE	IP40
MATERIALS	BODY: BRASS
MOUNTING SYSTEM	SCREWS
SWITCH	TOUCH SYSTEM ON THE BASE
OPTIONAL	
LED COLOUR	2700K - 4000K - BLUE - RED



Su richiesta, flessibile rivestito in pelle.

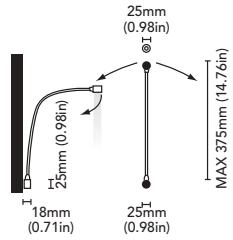
On request, leather-wrapped flexible.

cupido

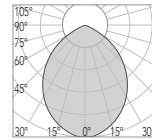




mini cupido side




CODE	2176-T-B1W
FIXTURE	WALL READING LAMP
ADJUSTABILITY	YES
LIGHT SOURCE	POWER LED
POWER	MAX 1W
SUPPLY	8-32Vdc
PROTECTION	FUSE - POLARITY REVERSE - SPIKE FILTER
DIMMABLE	NO
BEAM	WIDE
SCREEN	FROSTED
LED COLOUR	3000K CRI >90 LMN 51lm 1mt 27lx 2mt 7lx 3mt 3lx
IP RATE	IP40
MATERIALS	BODY: BRASS
MOUNTING SYSTEM	SCREWS
SWITCH	TOUCH SYSTEM ON THE BASE
OPTIONAL	
LED COLOUR	2700K - 4000K - BLUE - RED



Su richiesta, flessibile rivestito in pelle.

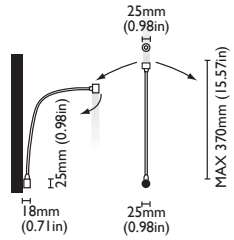
On request, leather-wrapped flexible.

mini cupido side

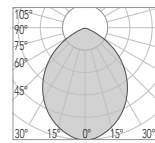




mini cupido top



CODE	2175-T-B1W
FIXTURE	WALL READING LAMP
ADJUSTABILITY	YES
LIGHT SOURCE	POWER LED
POWER	MAX 1W
SUPPLY	8-32Vdc
PROTECTION	FUSE - POLARITY REVERSE - SPIKE FILTER
DIMMABLE	NO
BEAM	WIDE
SCREEN	FROSTED
LED COLOUR	3000K CRI >90 LMN 51lm 1mt 27lx 2mt 71x 3mt 3lx
IP RATE	IP40
MATERIALS	BODY: BRASS
MOUNTING SYSTEM	SCREWS
SWITCH	TOUCH SYSTEM ON THE BASE
OPTIONAL	
LED COLOUR	2700K - 4000K - BLUE - RED



Su richiesta, flessibile rivestito in pelle.

On request, leather-wrapped flexible.

mini cupido top



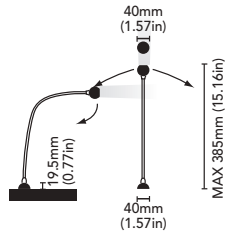
FINISHES

FE


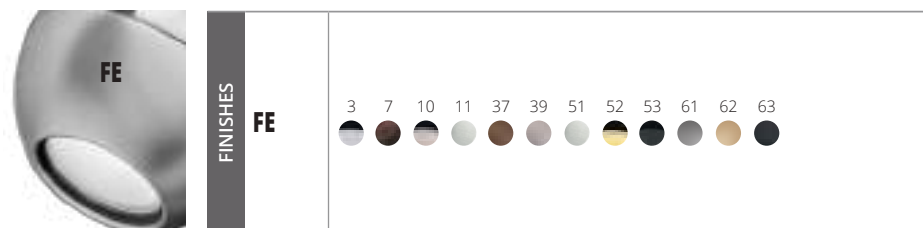
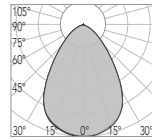




moon



CODE	2180-T-B1W
FIXTURE	DESK READING LAMP
ADJUSTABILITY	YES
LIGHT SOURCE	POWER LED
POWER	MAX 1W
SUPPLY	8-32Vdc
PROTECTION	FUSE - POLARITY REVERSE - SPIKE FILTER
DIMMABLE	NO
BEAM	WIDE
SCREEN	FROSTED
LED COLOUR	3000K CRI >90 LMN 54lm 1mt 32lx 2mt 8lx 3mt 4lx
IP RATE	IP40
MATERIALS	BODY: BRASS
MOUNTING SYSTEM	SCREWS
SWITCH	TOUCH SYSTEM ON THE REFLECTOR
OPTIONAL	
LED COLOUR	2700K - 4000K - BLUE - RED



Su richiesta, flessibile rivestito in pelle.

On request, leather-wrapped flexible.

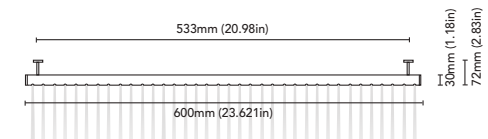

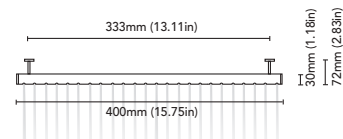
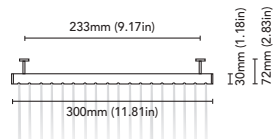
moon



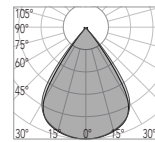
Hangings



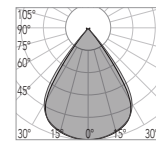
hanger one



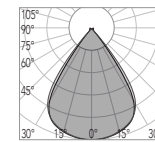
CODE	7151-300-B8W
FIXTURE	HANGER LAMP
ADJUSTABILITY	NO
LIGHT SOURCE	POWER LED
POWER	MAX 8W
SUPPLY	16-32 Vdc
DIMMABLE	YES
PROTECTION	FUSE - POLARITY REVERSE - SPIKE FILTER
BEAM	WIDE
SCREEN	LENS
LED COLOUR	3000K CRI >90 LMN 42.8lm 1mt 35lx 2mt 9lx 3mt 4lx
IP RATE	IP20
MATERIALS	BODY: BRASS
MOUNTING SYSTEM	SCREWS
OPTIONAL LED COLOUR	2700K - 4000K



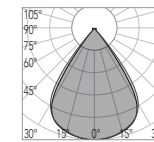
CODE	7151-400-B8W
FIXTURE	HANGER LAMP
ADJUSTABILITY	NO
LIGHT SOURCE	POWER LED
POWER	MAX 8W
SUPPLY	16-32 Vdc
DIMMABLE	YES
PROTECTION	FUSE - POLARITY REVERSE - SPIKE FILTER
BEAM	WIDE
SCREEN	LENS
LED COLOUR	3000K CRI >90 LMN 58.3lm 1mt 48lx 2mt 12lx 3mt 5lx
IP RATE	IP20
MATERIALS	BODY: BRASS
MOUNTING SYSTEM	SCREWS
OPTIONAL LED COLOUR	2700K - 4000K



CODE	7151-500-B12W
FIXTURE	HANGER LAMP
ADJUSTABILITY	NO
LIGHT SOURCE	POWER LED
POWER	MAX 12W
SUPPLY	16-32 Vdc
DIMMABLE	YES
PROTECTION	FUSE - POLARITY REVERSE - SPIKE FILTER
BEAM	WIDE
SCREEN	LENS
LED COLOUR	3000K CRI >90 LMN 73.9lm 1mt 61lx 2mt 15lx 3mt 7lx
IP RATE	IP20
MATERIALS	BODY: BRASS
MOUNTING SYSTEM	SCREWS
OPTIONAL LED COLOUR	2700K - 4000K



CODE	7151-600-B12W
FIXTURE	HANGER LAMP
ADJUSTABILITY	NO
LIGHT SOURCE	POWER LED
POWER	MAX 12W
SUPPLY	16-32 Vdc
DIMMABLE	YES
PROTECTION	FUSE - POLARITY REVERSE - SPIKE FILTER
BEAM	WIDE
SCREEN	LENS
LED COLOUR	3000K CRI >90 LMN 89.4lm 1mt 73lx 2mt 18lx 3mt 8lx
IP RATE	IP20
MATERIALS	BODY: BRASS
MOUNTING SYSTEM	SCREWS
OPTIONAL LED COLOUR	2700K - 4000K



FINISHES

FE

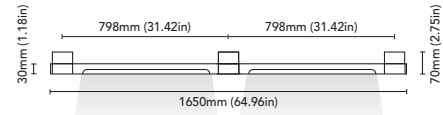
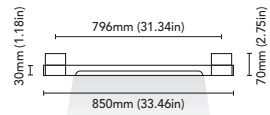


hanger one

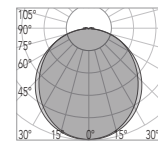




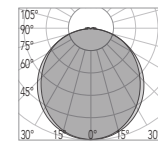
hanger three



CODE	7170-850-B15W
FIXTURE	HANGER LAMP
ADJUSTABILITY	YES
LIGHT SOURCE	LED
POWER	200 LED/MT 15W
SUPPLY	24 Vdc
PROTECTION	POLARITY REVERSE
DIMMABLE	YES
BEAM	WIDE
SCREEN	OPAL
LED COLOUR	3000K CRI >90 LMN 644lm 1mt 216lx 2mt 54lx 3mt 24lx
IP RATE	IP40
MATERIALS	BODY: BRASS
MOUNTING SYSTEM	SCREWS
OPTIONAL LED COLOUR	2700K - 4000K



CODE	7170-1650-B30W
FIXTURE	HANGER LAMP
ADJUSTABILITY	YES
LIGHT SOURCE	LED
POWER	200 LED/MT 30W
SUPPLY	24 Vdc
PROTECTION	POLARITY REVERSE
DIMMABLE	YES
BEAM	WIDE
SCREEN	OPAL
LED COLOUR	3000K CRI >90 LMN 1289lm 1mt 431lx 2mt 108lx 3mt 48lx
IP RATE	IP40
MATERIALS	BODY: BRASS
MOUNTING SYSTEM	SCREWS
OPTIONAL LED COLOUR	2700K - 4000K



FE

FINISHES

3 7 10 11 37 39 51 52 53 61 62 63

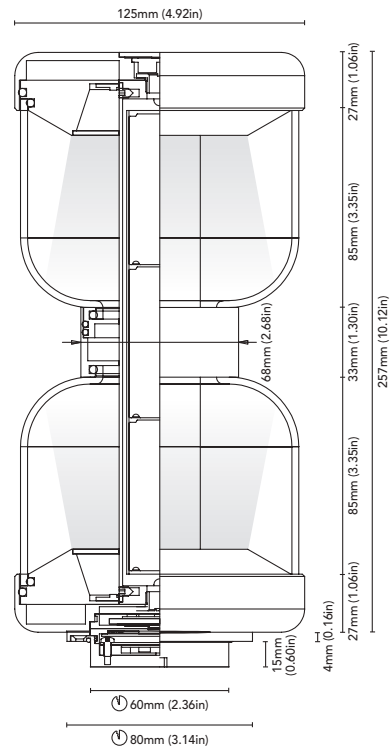
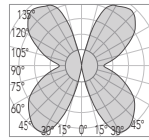


Portable Lamp



sablier

CODE	4512-I-B8W
FIXTURE	FIXED DOWNLIGHT
ADJUSTABILITY	NO
LIGHT SOURCE	POWER LED
POWER	MAX 8W
SUPPLY	5V USB CHARGER OR 8-32VDC
PROTECTION	FUSE - POLARITY REVERSE
DIMMABLE	NO
BEAM	WIDE
SCREEN	GLASS
LED COLOUR	3000K
	CRI >90
	LMN 281lm
	1mt 10lx
	2mt 2lx
	3mt 1lx
IP RATE	IP65
MATERIALS	STAINLESS STEEL
MOUNTING SYSTEM	SCREWS (FOR CHARGER BASE)
OPTIONAL LED COLOUR	2700K - 4000K



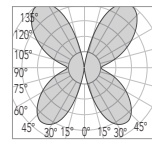
sablier

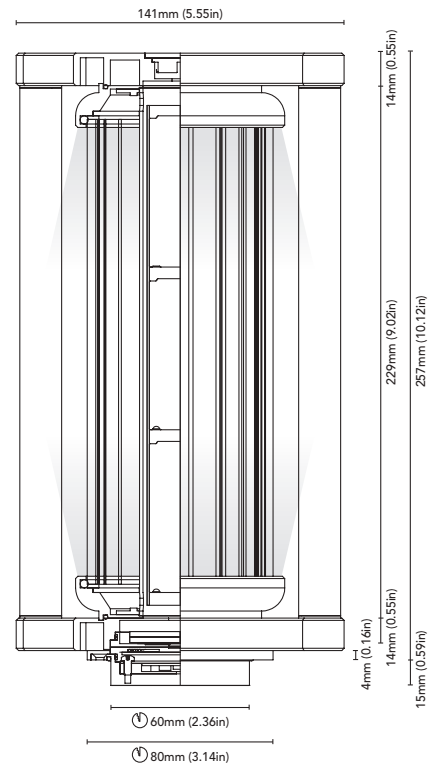


FE		
FINISHES	FE	4 34
		● ●



enne elle

CODE	4513-I-B8W
FIXTURE	FIXED DOWNLIGHT
ADJUSTABILITY	NO
LIGHT SOURCE	POWER LED
POWER	MAX 8W
SUPPLY	5V USB CHARGER OR 8-32VDC
PROTECTION	FUSE - POLARITY REVERSE
DIMMABLE	NO
BEAM	WIDE
SCREEN	GLASS
LED COLOUR	3000K
	CRI >90
	LMN 271lm
	1mt 8lx
	2mt 2lx
	3mt 1lx
	
IP RATE	IP65
MATERIALS	STAINLESS STEEL AISI 316
MOUNTING SYSTEM	SCREWS (FOR CHARGER BASE)
OPTIONAL LED COLOUR	2700K - 4000K



enne elle

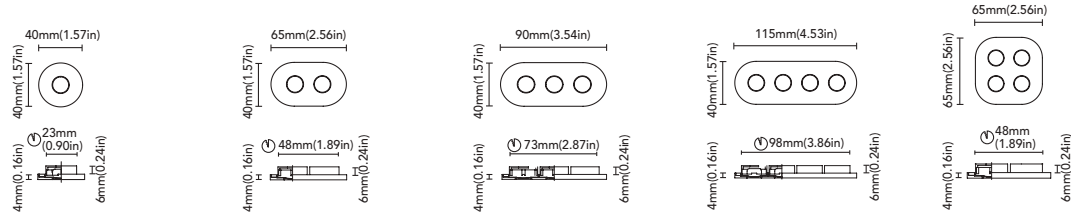


FINISHES	FE	4	34





surf plate r



CODE	7050-P001 7050-I001 7050-D001	7050-P002 7050-I002 7050-D002	7050-P003 7050-I003 7050-D003	7050-P004R 7050-I004R 7050-D004R	7050-P004Q 7050-I004Q 7050-D004Q
SUPPLY					
P:PUSH BUTTON	Vmax=32V Imax=100mA	Vmax=32V Imax=100mA	Vmax=32V Imax=100mA	Vmax=32V Imax=100mA	Vmax=32V Imax=100mA
I:SWITCH D:DIMMERS	V=8-32Vdc Imax=1.6A	V=8-32Vdc Imax=1.6A	V=8-32Vdc Imax=1.6A	V=8-32Vdc Imax=1.6A	V=8-32Vdc Imax=1.6A
MOUNTING SYSTEM	SCREWS	SCREWS	SCREWS	SCREWS	SCREWS
IP RATE	IP 40	IP 40	IP 40	IP 40	IP 40
MATERIALS	BRASS	BRASS	BRASS	BRASS	BRASS
BACKLIGHTING SUPPLY					
P:PUSH BUTTON	V=8-32 Vdc Imax=5mA	V=8-32 Vdc Imax=5mA	V=8-32 Vdc Imax=5mA	V=8-32 Vdc Imax=5mA	V=8-32 Vdc Imax=5mA
I:SWITCH D:DIMMERS	CONNECTED	CONNECTED	CONNECTED	CONNECTED	CONNECTED
COLOUR OF BACKLIGHTING	WHITE	WHITE	WHITE	WHITE	WHITE
OPTIONAL					
COLOUR OF BACKLIGHTING (ONLY FOR PUSH BUTTON VERSION)	RED - GREEN - BLUE	RED - GREEN - BLUE	RED - GREEN - BLUE	RED - GREEN - BLUE	RED - GREEN - BLUE



surf plate r



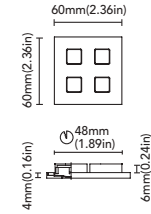
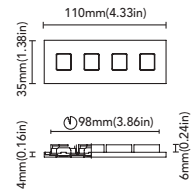
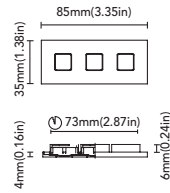
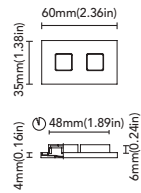
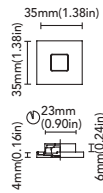
FINISHES

FE






surf plate q



CODE	7051-P001 7051-I001 7051-D001	7051-P002 7051-I002 7051-D002	7051-P003 7051-I003 7051-D003	7051-P004R 7051-I004R 7051-D004R	7051-P004Q 7051-I004Q 7051-D004Q
SUPPLY					
P:PUSH BUTTON	Vmax=32V Imax=100mA	Vmax=32V Imax=100mA	Vmax=32V Imax=100mA	Vmax=32V Imax=100mA	Vmax=32V Imax=100mA
I:SWITCH D:DIMMERS	V=8-32Vdc Imax=1.6A	V=8-32Vdc Imax=1.6A	V=8-32Vdc Imax=1.6A	V=8-32Vdc Imax=1.6A	V=8-32Vdc Imax=1.6A
MOUNTING SYSTEM	SCREWS	SCREWS	SCREWS	SCREWS	SCREWS
IP RATE	IP 40	IP 40	IP 40	IP 40	IP 40
MATERIALS	BRASS	BRASS	BRASS	BRASS	BRASS
BACKLIGHTING SUPPLY					
P:PUSH BUTTON	V=8-32 Vdc Imax=5mA	V=8-32 Vdc Imax=5mA	V=8-32 Vdc Imax=5mA	V=8-32 Vdc Imax=5mA	V=8-32 Vdc Imax=5mA
I:SWITCH D:DIMMERS	CONNECTED	CONNECTED	CONNECTED	CONNECTED	CONNECTED
COLOUR OF BACKLIGHTING	WHITE	WHITE	WHITE	WHITE	WHITE
OPTIONAL					
COLOUR OF BACKLIGHTING (ONLY FOR PUSH BUTTON VERSION)	RED - GREEN - BLUE	RED - GREEN - BLUE	RED - GREEN - BLUE	RED - GREEN - BLUE	RED - GREEN - BLUE



surf plate q

FINISHES

3

7

10

11

37

39

51

52

53

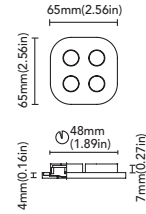
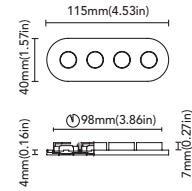
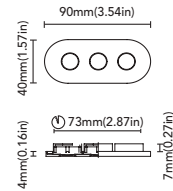
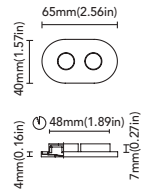
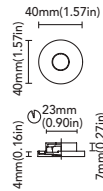
61

62

63



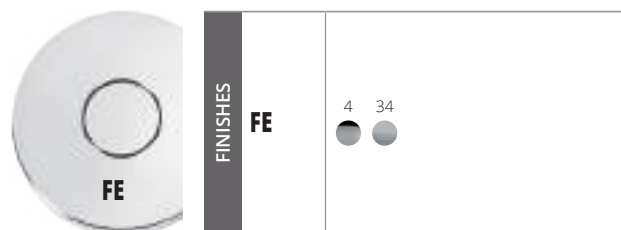
steel plate r



CODE	7060-P001 7060-I001 7060-D001	7060-P002 7060-I002 7060-D002	7060-P003 7060-I003 7060-D003	7060-P004R 7060-I004R 7060-D004R	7060-P004Q 7060-I004Q 7060-D004Q
SUPPLY					
P:PUSH BUTTON	Vmax=32V Imax=100mA	Vmax=32V Imax=100mA	Vmax=32V Imax=100mA	Vmax=32V Imax=100mA	Vmax=32V Imax=100mA
I:SWITCH D:DIMMERS	V=8-32Vdc Imax=1.6A	V=8-32Vdc Imax=1.6A	V=8-32Vdc Imax=1.6A	V=8-32Vdc Imax=1.6A	V=8-32Vdc Imax=1.6A
MOUNTING SYSTEM	SCREWS	SCREWS	SCREWS	SCREWS	SCREWS
IP RATE	IP 65	IP 65	IP 65	IP 65	IP 65
MATERIALS	STAINLESS STEEL AISI 316	STAINLESS STEEL AISI 316	STAINLESS STEEL AISI 316	STAINLESS STEEL AISI 316	STAINLESS STEEL AISI 316
BACKLIGHTING SUPPLY					
P:PUSH BUTTON	V=8-32 Vdc Imax=5mA	V=8-32 Vdc Imax=5mA	V=8-32 Vdc Imax=5mA	V=8-32 Vdc Imax=5mA	V=8-32 Vdc Imax=5mA
I:SWITCH D:DIMMERS	CONNECTED	CONNECTED	CONNECTED	CONNECTED	CONNECTED
COLOUR OF BACKLIGHTING	WHITE	WHITE	WHITE	WHITE	WHITE
OPTIONAL					
COLOUR OF BACKLIGHTING (ONLY FOR PUSH BUTTON VERSION)	RED - GREEN - BLUE	RED - GREEN - BLUE	RED - GREEN - BLUE	RED - GREEN - BLUE	RED - GREEN - BLUE

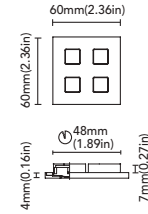
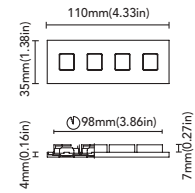
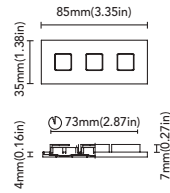
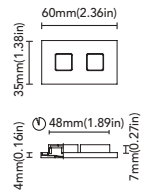
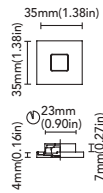


steel plate r






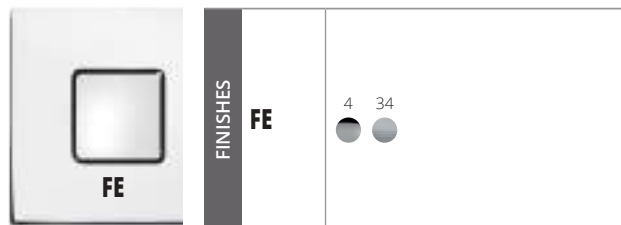
steel plate q



CODE	7061-P001 7061-I001 7061-D001	7061-P002 7061-I002 7061-D002	7061-P003 7061-I003 7061-D003	7061-P004R 7061-I004R 7061-D004R	7061-P004Q 7061-I004Q 7061-D004Q
SUPPLY					
P:PUSH BUTTON	Vmax=32V Imax=100mA	Vmax=32V Imax=100mA	Vmax=32V Imax=100mA	Vmax=32V Imax=100mA	Vmax=32V Imax=100mA
I:SWITCH D:DIMMERS	V=8-32Vdc Imax=1.6A	V=8-32Vdc Imax=1.6A	V=8-32Vdc Imax=1.6A	V=8-32Vdc Imax=1.6A	V=8-32Vdc Imax=1.6A
MOUNTING SYSTEM	SCREWS	SCREWS	SCREWS	SCREWS	SCREWS
IP RATE	IP 65	IP 65	IP 65	IP 65	IP 65
MATERIALS	STAINLESS STEEL AISI 316	STAINLESS STEEL AISI 316	STAINLESS STEEL AISI 316	STAINLESS STEEL AISI 316	STAINLESS STEEL AISI 316
BACKLIGHTING SUPPLY					
P:PUSH BUTTON	V=8-32 Vdc Imax=5mA	V=8-32 Vdc Imax=5mA	V=8-32 Vdc Imax=5mA	V=8-32 Vdc Imax=5mA	V=8-32 Vdc Imax=5mA
I:SWITCH D:DIMMERS	CONNECTED	CONNECTED	CONNECTED	CONNECTED	CONNECTED
COLOUR OF BACKLIGHTING	WHITE	WHITE	WHITE	WHITE	WHITE
OPTIONAL					
COLOUR OF BACKLIGHTING (ONLY FOR PUSH BUTTON VERSION)	RED - GREEN - BLUE	RED - GREEN - BLUE	RED - GREEN - BLUE	RED - GREEN - BLUE	RED - GREEN - BLUE

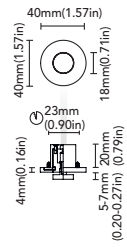


steel plate q





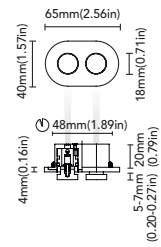
dot rs

**7054-P001**Vmax=32Vdc
Imax=1A

BRASS

SCREWS

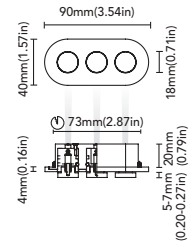
IP40

**7054-P002**Vmax=32Vdc
Imax=1A

BRASS

SCREWS

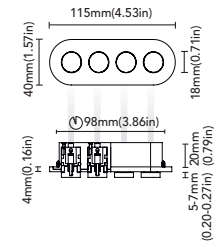
IP40

**7054-P003**Vmax=32Vdc
Imax=1A

BRASS

SCREWS

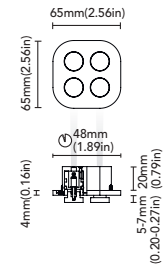
IP40

**7054-P004R**Vmax=32Vdc
Imax=1A

BRASS

SCREWS

IP40

**7054-P004Q**Vmax=32Vdc
Imax=1A

BRASS

SCREWS

IP40



CODE

SUPPLY

MATERIALS

MOUNTING SYSTEM

IP RATE



FINISHES

I=FE



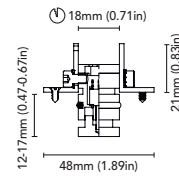
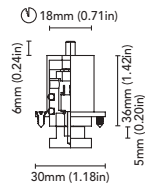
dot rs



dot s

• pos. 1

• pos. 2



CODE	7058-P001
SUPPLY	Vmax=32Vdc Imax=1A
MATERIALS	BRASS
MOUNTING SYSTEM	SCREWS
IP RATE	IP40


CODE	7052-P001
SUPPLY	Vmax=32Vdc Imax=1A
MATERIALS	BRASS
MOUNTING SYSTEM	SCREWS
IP RATE	IP40



dot s . pos. 1




dot s . pos. 2



FINISHES

FE

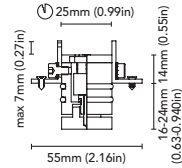
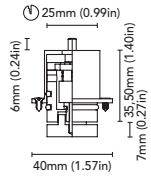




dot b

• pos. 1

• pos. 2



CODE	7059-P001
SUPPLY	Vmax=32Vdc Imax=1A
MATERIALS	BRASS
MOUNTING SYSTEM	SCREWS
IP RATE	IP40

CODE	7053-P001
SUPPLY	Vmax=32Vdc Imax=1A
MATERIALS	BRASS
MOUNTING SYSTEM	SCREWS
IP RATE	IP40



dot b . pos. 1



dot b . pos. 2

FE

FINISHES

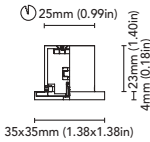
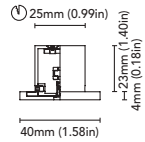
3 7 10 11 37 39 51 52 53 61 62 63



usb plate

. r

. q



CODE	7056-USBC
SUPPLY	8-32 Vdc
USB V OUTPUT	5 Vdc
USB I OUTPUT	1.5 A MAX
MATERIALS	BRASS
MOUNTING SYSTEM	SCREWS
IP RATE	IP20


CODE	7055-USBC
SUPPLY	8-32 Vdc
USB V OUTPUT	5 Vdc
USB I OUTPUT	1.5 A MAX
MATERIALS	BRASS
MOUNTING SYSTEM	SCREWS
IP RATE	IP20



usb plate . r



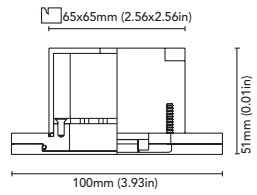
usb plate . q



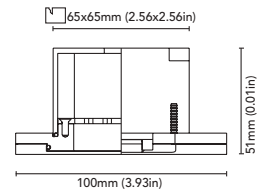


columbus

. t



. v



CODE	7062-ST01
SUPPLY	230 Vdc
TYPE	BTICINO LIVING SOCKET
MATERIALS	STAINLESS STEEL AISI 316
IP RATE	IP 65
MOUNTING SYSTEM	SCREWS

CODE	7062-SV01
SUPPLY	230 Vdc
TYPE	VIMAR IDEA SOCKET
MATERIALS	STAINLESS STEEL AISI 316
IP RATE	IP 65
MOUNTING SYSTEM	SCREWS



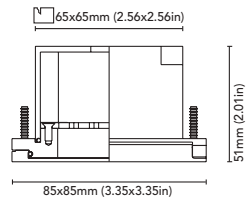
columbus

FE	FINISHES	I-FE	4 34

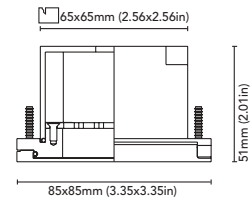


trafalgar

. t



. v



CODE	7063-ST01
SUPPLY	230 Vdc
TYPE	BTICINO LIVING SOCKET
MATERIALS	STAINLESS STEEL AISI 316
IP RATE	IP 65
MOUNTING SYSTEM	SCREWS

CODE	7063-SV01
SUPPLY	230 Vdc
TYPE	VIMAR IDEA SOCKET
MATERIALS	STAINLESS STEEL AISI 316
IP RATE	IP 65
MOUNTING SYSTEM	SCREWS

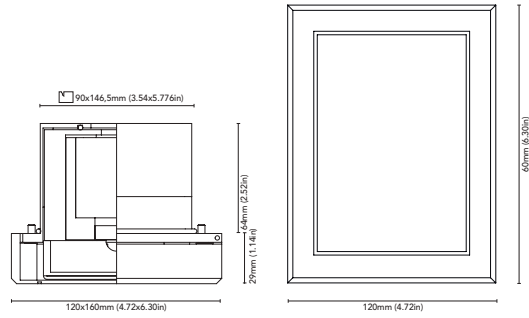


FE	FINISHES	I-FE	4	34


trafalgar



idro plate



CODE	7057-S001
SUPPLY	230Vac
TYPE	SCHUKO SOCKET
MATERIALS	STAINLESS STEEL AISI 316
IP RATE	IP 66
MOUNTING SYSTEM	SCREWS



idro plate

	FINISHES	I-FE	4 34
--	----------	-------------	------

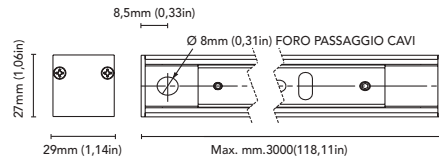


Track system

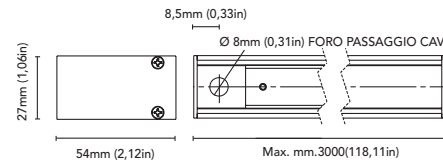


tym track

1


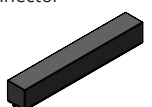


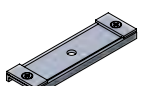




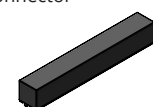

3



CODE	5460-T1C1MT 5460-T1C2MT 5460-T1C3MT
FIXTURE	ELECTRIFIED TRACK (INTERNAL POWER SUPPLY CONNECTOR NOT INCLUDED)
SUPPLY	16-32 Vdc
IP RATE	IP20
MATERIALS	ALUMINIUM
MOUNTING SYSTEM	ENDCAPS AND BRACKET NR. 3/MT INCLUDED

CODE	5460-T3C1MT 5460-T3C2MT 5460-T3C3MT
FIXTURE	ELECTRIFIED TRACK (INTERNAL POWER SUPPLY CONNECTOR NOT INCLUDED)
SUPPLY	16-32 Vdc
IP RATE	IP20
MATERIALS	ALUMINIUM
MOUNTING SYSTEM	ENDCAPS AND BRACKET NR. 3/MT INCLUDED

ACCESSORIES	5460-9503 Internal electric linear joint 	5460-9501 Internal power supply connector 
	5460-9511 Power supply angular connector/internal angular joint 	5460-T1MEC Caps for track 1 
	5460-S323 Fixing bracket track 1-3 	5460-C51L Angular joint for track 1 

ACCESSORIES	5460-9503 Internal electric linear joint 	5460-9501 Internal power supply connector 
	5460-9511 Power supply angular connector/internal angular joint 	5460-T3 MEC Caps for track 2 
	5460-S323 Fixing bracket track 1-3 	5460-C53L Angular joint for track 3 

tym track 1

tym track 3



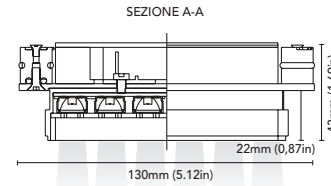
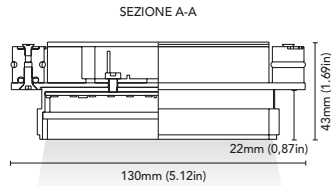
FINISHES
23



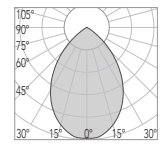
tym nadir

B

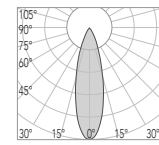
Z



CODE	5462-130-B4W
FIXTURE	LINEAR LIGHT ELEMENT
ADJUSTABILITY	NO
LIGHT SOURCE	POWER LED
POWER	MAX 4W
SUPPLY	16-32 Vdc
PROTECTION	FUSE - POLARITY REVERSE SPIKE FILTER
DIMMABLE	YES
BEAM	WIDE
SCREEN	OPAL
LED COLOUR	3000K CRI >90 LMN 59lm 1mt 33lx 2mt 8lx 3mt 4lx
IP RATE	IP40
MATERIALS	SPOTLIGHT: BRASS ADAPTOR: POLYCARBONATE
MOUNTING SYSTEM	CONNECTED ON TYM TRACK 1-3
OPTIONAL MATERIALS	BODY: BRASS
LED COLOUR	2700K - 4000K



CODE	5462-130-Z4W
FIXTURE	LINEAR LIGHT ELEMENT
ADJUSTABILITY	NO
LIGHT SOURCE	POWER LED
POWER	MAX 4W
SUPPLY	16-32 Vdc
PROTECTION	FUSE - POLARITY REVERSE SPIKE FILTER
DIMMABLE	YES
BEAM	MEDIUM
SCREEN	LENS
LED COLOUR	3000K CRI >90 LMN 206lm 1mt 795lx 2mt 199lx 3mt 88lx
IP RATE	IP40
MATERIALS	SPOTLIGHT: BRASS ADAPTOR: POLYCARBONATE
MOUNTING SYSTEM	CONNECTED ON TYM TRACK 1-3
OPTIONAL MATERIALS	BODY: BRASS
LED COLOUR	2700K - 4000K



tym nadir 130 B



tym nadir 130 Z

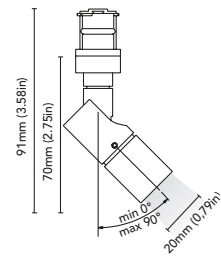


FINISHES	R=FE	23 20 3 7 10 11 37 39 51 52 53 61 62 63
	C	23

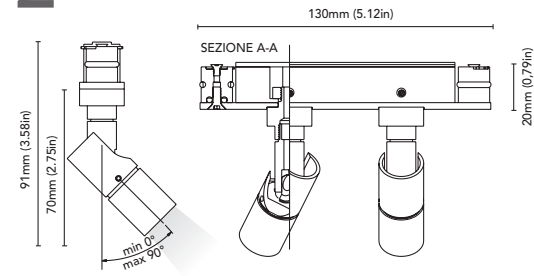


tym sirio

1

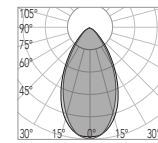


2

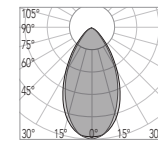


CODE	5464-130-Z1W
FIXTURE	SPOTLIGHT ELEMENT
ADJUSTABILITY	YES
LIGHT SOURCE	POWER LED
POWER	MAX 1W
SUPPLY	16-32 Vdc
PROTECTION	FUSE - POLARITY REVERSE SPIKE FILTER
DIMMABLE	YES
BEAM	WIDE
SCREEN	LENS
LED COLOUR	3000K CRI >90 LMN 42lm 1mt 40lx 2mt 10lx 3mt 4lx
IP RATE	IP40
MATERIALS	SPOTLIGHT: BRASS ADAPTOR: POLYCARBONATE
MOUNTING SYSTEM	CONNECTED ON TYM TRACK 1-3
OPTIONAL LED COLOUR	2700K - 4000K

Photometric data in the chart refer to a single light source.



CODE	5464-130-2Z1W
FIXTURE	SPOTLIGHT ELEMENT
ADJUSTABILITY	YES
LIGHT SOURCE	POWER LED
POWER	MAX 2 X 1W
SUPPLY	16-32 Vdc
PROTECTION	FUSE - POLARITY REVERSE SPIKE FILTER
DIMMABLE	YES
BEAM	WIDE
SCREEN	LENS
LED COLOUR	3000K CRI >90 LMN 42lm 1mt 40lx 2mt 10lx 3mt 4lx
IP RATE	IP40
MATERIALS	SPOTLIGHT: BRASS ADAPTOR: POLYCARBONATE
MOUNTING SYSTEM	CONNECTED ON TYM TRACK 1-3
OPTIONAL LED COLOUR	2700K - 4000K



tym sirio 1



tym sirio 2

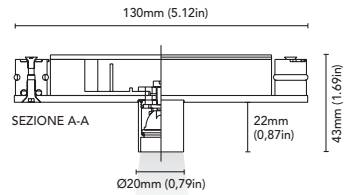


FINISHES	R=FE	23 20 3 7 10 11 37 39 51 52 53 61 62 63
	C	23

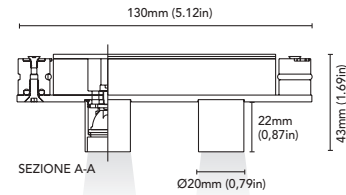


tym cara

1

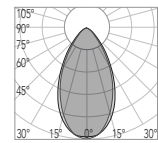


2

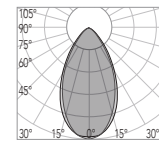


CODE	5463-130-Z1W
FIXTURE	SPOTLIGHT ELEMENT
ADJUSTABILITY	NO
LIGHT SOURCE	POWER LED
POWER	MAX 1W
SUPPLY	16-32 Vdc
PROTECTION	FUSE - POLARITY REVERSE SPIKE FILTER
DIMMABLE	YES
BEAM	WIDE
SCREEN	LENS
LED COLOUR	3000K CRI >90 LMN 42lm 1mt 40lx 2mt 10lx 3mt 4lx
IP RATE	IP40
MATERIALS	SPOTLIGHT: BRASS ADAPTOR: POLYCARBONATE
MOUNTING SYSTEM	CONNECTED ON TYM TRACK 1-3
OPTIONAL LED COLOUR	2700K - 4000K

Photometric data in the chart refer to a single light source.




CODE	5463-130-2Z1W
FIXTURE	SPOTLIGHT ELEMENT
ADJUSTABILITY	NO
LIGHT SOURCE	POWER LED
POWER	MAX 2X1W
SUPPLY	16-32 Vdc
PROTECTION	FUSE - POLARITY REVERSE SPIKE FILTER
DIMMABLE	YES
BEAM	WIDE
SCREEN	LENS
LED COLOUR	3000K CRI >90 LMN 42lm 1mt 40lx 2mt 10lx 3mt 4lx
IP RATE	IP40
MATERIALS	SPOTLIGHT: BRASS ADAPTOR: POLYCARBONATE
MOUNTING SYSTEM	CONNECTED ON TYM TRACK 1-3
OPTIONAL LED COLOUR	2700K - 4000K



tym cara 1



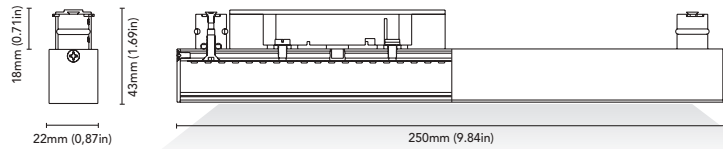
tym cara 2



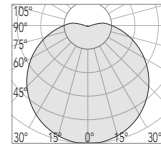
FINISHES	R=FE	23 20 3 7 10 11 37 39 51 52 53 61 62 63
	C	23



tym blade seven



CODE	5461-250-B15W
FIXTURE	LIGHTING PROFILE WITH ADAPTOR FOR TRACK 1-3
ADJUSTABILITY	NO
LIGHT SOURCE	POWER LED
POWER	MAX 15W
SUPPLY	16-32 Vdc
PROTECTION	FUSE - POLARITY REVERSE SPIKE FILTER
DIMMABLE	YES
BEAM	WIDE
SCREEN	OPAL
LED COLOUR	3000K
	CRI >90
	LMN 346lm
	1mt 86lx
	2mt 21lx
	3mt 10lx
IP RATE	IP40
MATERIALS	PROFILE: ALUMINIUM ADAPTOR: POLYCARBONATE COVER: METACRYLATE
MOUNTING SYSTEM	CONNECTED ON TYM TRACK 1-3
OPTIONAL LED COLOUR	2700K - 4000K



tym blade seven



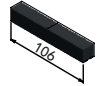
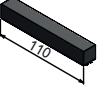
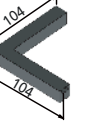
FINISHES


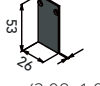
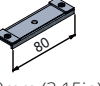
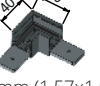
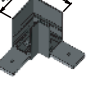
23

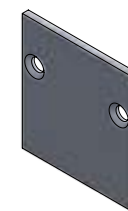


Serie di accessori per TYM track 1 e TYM track 3.

Accessories series for the TYM track 1 and the TYM track 3.

CODICE	DESCRIZIONE/DESCRIPTION	mm (inch)
5460-9503	Giunto interno lineare elettrificato Corrente e tensione nominali massime 15A 60Vdc Materiale: policarbonato bianco o nero <i>Internal electric linear joint</i> <i>Maximum rated current and voltage 15A 60Vdc</i> <i>Material: polycarbonate white or black</i>	 143mm (5,62in)
5460-9501	Testata interna di alimentazione Corrente e tensione nominali massime 15A 60Vdc Materiale: policarbonato bianco o nero <i>Internal power supply connector</i> <i>Maximum rated current and voltage 15A 60Vdc</i> <i>Material: polycarbonate white or black</i>	 143mm (5,62in)
5460-9511	Testata di alimentazione angolare/giunto interno angolare Corrente e tensione nominali massime 15A 60Vdc Materiale: policarbonato bianco o nero <i>Power supply angular connector/internal angular joint</i> <i>Maximum rated current and voltage 15A 60Vdc</i> <i>Material: polycarbonate white or black</i>	 104x104mm (4,09x4,09in)

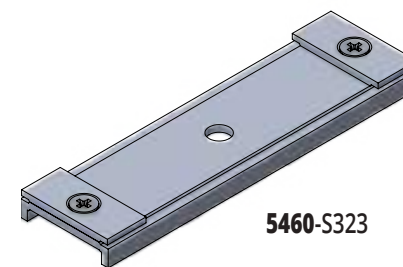
CODICE	DESCRIZIONE/DESCRIPTION	mm (inch)
5460-T1MEC	Coppia di tappi per track 1 Materiale: alluminio laccato bianco o nero <i>Couple of caps for track 1</i> <i>Material: aluminium white or black laquered</i>	 27x26x1,5mm (1,06x1,02x0,06in)
5460-T3MEC	Coppia di tappi per track 3 Materiale: alluminio laccato bianco o nero <i>Couple of caps for track 3</i> <i>Material: aluminium white or black laquered</i>	 53x26x1,5mm (2,08x1,02x0,06in)
5460-S323	Staffa per fissaggio track 1-3 Materiale: alluminio <i>Fixing bracket track 1-3</i> <i>Material: aluminium</i>	 80mm (3,15in)
5460-C51L	Giunto angolare per track 1 Materiale: alluminio laccato bianco o nero <i>Angular joint for track 1</i> <i>Material: aluminium white or black laquered</i>	 40x40mm (1,57x1,57in)
5460-C53L	Giunto angolare per track 3 Materiale: alluminio laccato bianco o nero <i>Angular joint for track 3</i> <i>Material: aluminium white or black laquered</i>	 40x40mm (1,57x1,57in)



5460-T1MEC




5460-T3MEC



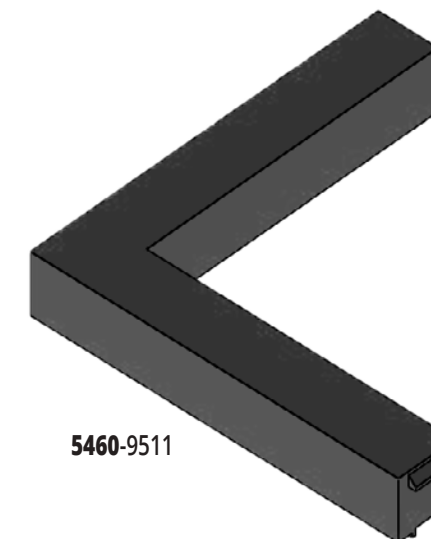
5460-S323



5460-9503




5460-9501



5460-9511



5460-C51L



5460-C53L

CODICE	PRODUCT	PAGE
2155-I-B1W-B	Stilo Top I - B1W	216
2155-I-U1W-B	Stilo Top I - U1W	216
2155-N-B1W-B	Stilo Top N - B1W	216
2155-N-U1W-B	Stilo Top N - U1W	216
2156-I-A2W-B	Stilo Side I - A2W	220
2156-N-A2W-B	Stilo Side N - A2W	220
2157-I-A1W-B	Mini Stilo I - A1W	218
2157-N-A1W-B	Mini Stilo N - A1W	218
2163-T-B1W-B	Tina T - B1W	222
2166-I-B1W-B	Pan I - B1W	202
2166-I-U1W-B	Pan I - U1W	202
2175-T-B1W-B	Mini Cupido Top T - B1W	228
2176-T-B1W-B	Mini Cupido Side T - B1W	226
2178-T-B1W-B	Cupido T - B1W	224
2180-T-B1W-B	Moon T - B1W	230
2181-T-B1W-B	Jolly Roger T - B1W	214
2187-N-Z1W-B	Sirio N - Z1W	204
2188-N-V6W-B	Rigel - V6W	206
2189-N-A2W-B	Elle - A2W	210
2194-I-Z2W-B	Silo R - Z2W	190
2195-N-Z2W-B	Silo F1 - Z2W	194
2196-N-Z2W-B	Silo A1 - Z2W	192
2197-N-Z2W-B	Silo F2 - Z2W	200
2198-N-Z2W-	Silo A2 - Z2W	198
2199-N-Z2W-B	Silo AF1 - Z2W	196
2200-N-A2W-B	Elle Fissa - A2W	212
2201U-I-B2W-B	Janis - B2W	208
2202U-T-Z1W-B	Cyndi - Z1W	188
2206-T-Z1W	Grapho D Top - Z1W	180
2206U-T-Z1W	Grapho D Top USB - Z1W	180
2207-T-B1.5W	Grapho D Side - B1.5W	182
2207U-T-B1.5W	Grapho D Side USB - B1.5W	182
2208-T-Z1W	Grapho W Top - 1W	184
2208U-T-Z1W	Grapho W Top USB - 1W	184
2209-T-B1.5W	Grapho W Side - 1.5W	186
2209U-T-B1.5W	Grapho W Side USB - 1.5W	186
3239-50-A4W-B	Rodi 1 50 - A4W	86
3239-50-A4W-S	Rodi 1 50 - A4W Steel	86

CODICE	PRODUCT	PAGE
3239-50-B4W-B	Rodi 1 50 - B4W	86
3239-50-B4W-S	Rodi 1 50 - B4W Steel	86
3239-62-A6W-B	Rodi 1 62 - A6W	86
3239-62-A6W-S	Rodi 1 62 - A6W Steel	86
3239-62-B6W-B	Rodi 1 62 - B6W	86
3239-62-B6W-S	Rodi 1 62 - B6W Steel	86
3239-75-A4W-B	Rodi 1 75 - A4W	88
3239-75-A4W-S	Rodi 1 75 - A4W Steel	88
3239-75-A8W-B	Rodi 1 75 - A8W	88
3239-75-A8W-S	Rodi 1 75 - A8W Steel	88
3239-75-B4W-B	Rodi 1 75 - B4W	88
3239-75-B4W-S	Rodi 1 75 - B4W Steel	88
3239-75-B8W-B	Rodi 1 75 - B8W	88
3239-75-B8W-S	Rodi 1 75 - B8W Steel	88
3240-62-A4W-B	Rodi 2 62 - A4W	90
3240-62-A4W-S	Rodi 2 62 - A4W Steel	90
3240-62-B4W-B	Rodi 2 62 - B4W	90
3240-62-B4W-S	Rodi 2 62 - B4W Steel	90
3240-75-A6W-B	Rodi 2 75 - A6W	90
3240-75-A6W-S	Rodi 2 75 - A6W Steel	90
3240-75-B6W-B	Rodi 2 75 - B6W	90
3240-75-B6W-S	Rodi 2 75 - B6W Steel	90
3283-30-U1W-B	Mini Oci 30 - U1W	158
3283-30-U1W-S	Mini Oci 30 - U1W Steel	158
3283-30-U2W-B	Mini Oci 30 - U2W	158
3283-30-U2W-S	Mini Oci 30 - U2W Steel	158
3283-30-Z2W-B	Mini Oci 30 - Z2W	158
3283-30-Z2W-S	Mini Oci 30 - Z2W Steel	158
3283-37-1LED-B	Oci 37 - 1LED	162
3283-37-1LED-S	Oci 37 - 1LED Steel	162
3283-37-B1W-B	Oci 37 - B1W	162
3283-37-B1W-S	Oci 37 - B1W Steel	162
3283-37-B2W-B	Oci 37 - B2W	162
3283-37-B2W-S	Oci 37 - B2W Steel	162
3283-37-U1W-B	Oci 37 - U1W	162
3283-37-U1W-S	Oci 37 - U1W Steel	162
3283-37-U2W-B	Oci 37 - U2W	162
3283-37-U2W-S	Oci 37 - U2W Steel	162

CODICE	PRODUCT	PAGE
3284-30-U1W-B	Mini Roe 30 - U1W	158
3284-30-U1W-S	Mini Roe 30 - U1W Steel	158
3284-30-U2W-B	Mini Roe 30 - U2W	158
3284-30-U2W-S	Mini Roe 30 - U2W Steel	158
3284-30-Z2W-B	Mini Roe 30 - Z2W	158
3284-30-Z2W-S	Mini Roe 30 - Z2W Steel	158
3284-37-1LED-B	Roe 37 - 1LED	160
3284-37-1LED-S	Roe 37 - 1LED Steel	160
3284-37-B1W-B	Roe 37 - B1W	160
3284-37-B1W-S	Roe 37 - B1W Steel	160
3284-37-B2W-B	Roe 37 - B2W	160
3284-37-B2W-S	Roe 37 - B2W Steel	160
3284-37-U1W-B	Roe 37 - U1W	160
3284-37-U1W-S	Roe 37 - U1W Steel	160
3284-37-U2W-B	Roe 37 - U2W	160
3284-37-U2W-S	Roe 37 - U2W Steel	160
3295-35G-A1W-B	Gavi 35G - A1W	176
3295-35G-A1W-S	Gavi 35G - A1W Steel	176
3296-35G-A1W-B	Elba 35G - A1W	176
3296-35G-A1W-S	Elba 35G - A1W Steel	176
3311-12-A.5W-B	Ios 12 - A.5W	174
3311-12-A.5W-S	Ios 12 - A.5W Steel	174
3311-12-A1W-B	Ios 12 - A1W	174
3311-12-A1W-S	Ios 12 - A1W Steel	174
3312-12-A.5W-B	Paros 12 - A.5W	174
3312-12-A.5W-S	Paros 12 - A.5W Steel	174
3312-12-A1W-B	Paros 12 - A1W	174
3312-12-A1W-S	Paros 12 - A1W Steel	174
3324-45F-U2W-B	Kea 45F - U2W	96
3324-45F-Z2W-B	Kea 45F - Z2W	96
3324-45M-U2W-B	Kea 45M - U2W	98
3324-45M-Z2W-B	Kea 45M - Z2W	98
3329-85-A4W-B	Serifos 1 85 - A4W	92
3329-85-A4W-S	Serifos 1 85 - A4W Steel	92
3329-85-A8W-B	Serifos 1 85 - A8W	92
3329-85-A8W-S	Serifos 1 85 - A8W Steel	92
3329-85-B4W-B	Serifos 1 85 - B4W	92
3329-85-B4W-S	Serifos 1 85 - B4W Steel	92

CODICE	PRODUCT	PAGE
3329-85-B8W-B	Serifos 1 85 - B8W	92
3329-85-B8W-S	Serifos 1 85 - B8W Steel	92
3344-95-A4W-B	Serifos 2 95 - A4W	94
3344-95-A4W-S	Serifos 2 95 - A4W Steel	94
3344-95-A8W-B	Serifos 2 95 - A8W	94
3344-95-A8W-S	Serifos 2 95 - A8W Steel	94
3344-95-B4W-B	Serifos 2 95 - B4W	94
3344-95-B4W-S	Serifos 2 95 - B4W Steel	94
3344-95-B8W-B	Serifos 2 95 - B8W	94
3344-95-B8W-S	Serifos 2 95 - B8W Steel	94
3346-15-A.5W-S	Cook 15 - A.5W Steel	172
3346-15-A1W-S	Cook 15 - A1W Steel	172
3347-15-A.5W-S	Hook 15 - A.5W Steel	172
3347-15-A1W-S	Hook 15 - A1W Steel	172
3350-50-B1W-S	Creta 50 - B1W Steel	170
3350-50-U1W-S	Creta 50 - U1W Steel	170
3353-45-B1W-S	Morgan 2 45 - B1W Steel	100
3353-45-U1W-S	Morgan 2 45 - U1W Steel	100
3354-60-A4W-S	Morgan 3 60 - A4W Steel	100
3354-60-B4W-S	Morgan 3 60 - B4W Steel	100
3393-30-U1W-B	Jack 1 30 - U1W	166
3393-30-U2W-B	Jack 1 30 - U2W	166
3393-30-Z2W-B	Jack 1 30 - Z2W	166
3393-50-A4W-B	Jack 1 50 - A4W	78
3393-50-B4W-B	Jack 1 50 - B4W	78
3393-70-A6W-B	Jack 1 70 - A6W	78
3393-70-B6W-B	Jack 1 70 - B6W	78
3394-50F-U2W-B	Jack 2 50F - U2W	80
3394-50F-Z2W-B	Jack 2 50F - Z2W	80
3394-50M-U2W-B	Jack 2 50M - U2W	82
3394-50M-Z2W-B	Jack 2 50M - Z2W	82
3394-70F-A4W-B	Jack 2 70F - A4W	80
3394-70F-B4W-B	Jack 2 70F - B4W	80
3394-70M-A4W-B	Jack 2 70M - A4W	82
3394-70M-B4W-B	Jack 2 70M - B4W	82
3395-30-U2W-B	Kidd 30 - U2W	164
3395-30-Z2W-B	Kidd 30 - Z2W	164
3395-50-A4W-B	Kidd 50 - A4W	76

CODICE	PRODUCT	PAGE
3395-50-B4W-B	Kidd 50 - B4W	76
3395-70-A6W-B	Kidd 70 - A6W	76
3395-70-B6W-B	Kidd 70 - B6W	76
3401-30-U1W-B	Flint 1 30 - U1W	168
3401-30-U2W-B	Flint 1 30 - U2W	168
3401-30-Z2W-B	Flint 1 30 - Z2W	168
3401-50-A4W-B	Flint 1 50 - A4W	84
3401-50-B4W-B	Flint 1 50 - B4W	84
3401-70-A8W-B	Flint 1 70 - A8W	84
3401-70-B8W-B	Flint 1 70 - B8W	84
3434-60-E6W-S	Urano 60 - E6W	46
3434-60-F6W-S	Urano 60 - F6W	46
3434-60V-E6W-S	Urano 60V - E6W	46
3434-60V-F6W-S	Urano 60V - F6W	46
3434-70-E6W-S	Urano 70 - E6W	48
3434-70-F6W-S	Urano 70 - F6W	48
3434-70V-E6W-S	Urano 70V - E6W	48
3434-70V-F6W-S	Urano 70V - F6W	48
3434-90-E9W-S	Urano 90 - E9W	48
3434-90-F9W-S	Urano 90 - F9W	48
3434-90V-E9W-S	Urano 90V - E9W	48
3434-90V-F9W-S	Urano 90V - F9W	48
3437-90-E6W-S	Ciclope 90 - E6W	52
3437-90-F6W-S	Ciclope 90 - F6W	52
3437-90V-E6W-S	Ciclope 90V - E6W	52
3437-90V-F6W-S	Ciclope 90V - F6W	52
3460-130A-B4W-B	Zenit 130A - B4W	70
3460-130A-B4W-S	Zenit 130A - B4W Steel	70
3460-130A-Z4W-B	Zenit 130A - Z4W	70
3460-130A-Z4W-S	Zenit 130A - Z4W Steel	70
3460-230A-B8W-B	Zenit 230A - B8W	72
3460-230A-B8W-S	Zenit 230A - B8W Steel	72
3460-230A-Z8W-B	Zenit 230A - Z8W	72
3460-230A-Z8W-S	Zenit 230A - Z8W Steel	72
3460-80A-B2W-B	Zenit 80A - B2W	70
3460-80A-B2W-S	Zenit 80A - B2W Steel	70
3460-80A-Z2W-B	Zenit 80A - Z2W	70
3460-80A-Z2W-S	Zenit 80A - Z2W Steel	70

CODICE	PRODUCT	PAGE
3461-107A-B4W-A	SC Nadir 107A - B4W	66
3461-107A-Z4W-A	SC Nadir 107A - Z4W	66
3461-107E-B4W-A	SC Nadir 107E - B4W	66
3461-107E-Z4W-A	SC Nadir 107E - Z4W	66
3461-207A-B8W-A	SC Nadir 207A - B8W	68
3461-207A-Z8W-A	SC Nadir 207A - Z8W	68
3461-207E-B8W-A	SC Nadir 207E - B8W	68
3461-207E-Z8W-A	SC Nadir 207E - Z8W	68
3461-57A-B2W-A	SC Nadir 57A - B2W	64
3461-57A-Z2W-A	SC Nadir 57A - Z2W	64
3461-57E-B2W-A	SC Nadir 57E - B2W	64
3461-57E-Z2W-A	SC Nadir 57E - Z2W	64
3469-50-T3W-B	Hamal 1 50 - T3W	54
3469-50-V3W-B	Hamal 1 50 - V3W	54
3469-65-T6W-B	Hamal 1 65 - T6W	54
3469-65-V6W-B	Hamal 1 65 - V6W	54
3471-65M-E6W-B	Giove 3 65M - E6W	44
3471-65M-F6W-B	Giove 3 65M - F6W	44
3473-50-T3W-B	Hamal 2 50 - T3W	56
3473-50-V3W-B	Hamal 2 50 - V3W	56
3473-65-T6W-B	Hamal 2 65 - T6W	56
3473-65-V6W-B	Hamal 2 65 - V6W	56
3474-50-E3W-B	Maio 3 50 - E3W	42
3474-50-F3W-B	Maio 3 50 - F3W	42
3475-50-E3W-B	Flint 3 50 - E3W	42
3475-50-F3W-B	Flint 3 50 - F3W	42
3476-50-E3W-B	Prince 50 - E3W	40
3476-50-F3W-B	Prince 50 - F3W	40
3476-70-E6W-B	Prince 70 - E6W	40
3476-70-F6W-B	Prince 70 - F6W	40
3480-55-T3W-S	Cassandra 1 55 - T3W	58
3480-55-V3W-S	Cassandra 1 55 - V3W	58
3480-70-T6W-S	Cassandra 1 70 - T6W Steel	58
3480-70-V6W-S	Cassandra 1 70 - V6W	58
3481-55-T3W-S	Cassandra 2 55 - T3W	60
3481-55-V3W-S	Cassandra 2 55 - V3W	60
3481-70-T6W-S	Cassandra 2 70 - T6W	60
3481-70-V6W-S	Cassandra 2 70 - V6W	60

CODICE	PRODUCT	PAGE
3482-40-E6W-A	Mark 40 - E6W	36
3482-40-F6W-A	Mark 40 - F6W	36
3489-50-E3W-B	Queen 50 - E3W	38
3489-50-F3W-B	Queen 50 - F3W	38
3489-70-E6W-B	Queen 70 - E6W	38
3489-70-F6W-B	Queen 70 - F6W	38
3490-40-Z1W-B	Ross 1 40 - Z1W	118
3490-40-Z1W-S	Ross 1 40 - Z1W Steel	118
3490-40-Z2W-B	Ross 1 40 - Z2W	118
3490-40-Z2W-S	Ross 1 40 - Z2W Steel	118
3491-40-Z1W-B	Ross 2 40 - Z1W	120
3491-40-Z1W-S	Ross 2 40 - Z1W Steel	120
3492-40-Z1W-B	Ross 3 40 - Z1W	122
3492-40-Z1W-S	Ross 3 40 - Z1W Steel	122
3492-40-Z2W-B	Ross 3 40 - Z2W	122
3492-40-Z2W-S	Ross 3 40 - Z2W Steel	122
3493-40-Z1W-B	Ross 4 40 - Z1W	124
3493-40-Z1W-S	Ross 4 40 - Z1W Steel	124
3494-40-T1.5W-B	Izar 1 40 - T1.5W	110
3494-40-T1.5W-S	Izar 1 40 - T1.5W Steel	110
3494-40-T3W-B	Izar 1 40 - T3W	110
3494-40-T3W-S	Izar 1 40 - T3W Steel	110
3495-40-T1.5W-B	Izar 2 40 - T1.5W	112
3495-40-T1.5W-S	Izar 2 40 - T1.5W Steel	112
3496-40-T1.5W-B	Izar 3 40 - T1.5W	114
3496-40-T1.5W-S	Izar 3 40 - T1.5W Steel	114
3496-40-T3W-B	Izar 3 40 - T3W	114
3496-40-T3W-S	Izar 3 40 - T3W Steel	114
3497-40-T1.5W-B	Izar 4 40 - T1.5W	116
3497-40-T1.5W-S	Izar 4 40 - T1.5W Steel	116
3499-40-Z1W-B	Draco 1 40 - Z1W	134
3499-40-Z1W-S	Draco 1 40 - Z1W Steel	134
3499-40-Z2W-B	Draco 1 40 - Z2W	134
3499-40-Z2W-S	Draco 1 40 - Z2W Steel	134
3500-40-Z1W-B	Draco 2 40 - Z1W	136
3500-40-Z1W-S	Draco 2 40 - Z1W Steel	136
3501-40-Z1W-B	Draco 3 40 - Z1W	138
3501-40-Z1W-S	Draco 3 40 - Z1W Steel	138

CODICE	PRODUCT	PAGE
3501-40-Z2W-B	Draco 3 40 - Z2W	138
3501-40-Z2W-S	Draco 3 40 - Z2W Steel	138
3502-40-Z1W-B	Draco 4 40 - Z1W	140
3502-40-Z1W-S	Draco 4 40 - Z1W Steel	140
3503-40-T1.5W-B	Argo 1 40 - T1.5W	126
3503-40-T1.5W-S	Argo 1 40 - T1.5W Steel	126
3503-40-T3W-B	Argo 1 40 - T3W	126
3503-40-T3W-S	Argo 1 40 - T3W Steel	126
3504-40-T1.5W-B	Argo 2 40 - T1.5W	128
3504-40-T1.5W-S	Argo 2 40 - T1.5W Steel	128
3505-40-T1.5W-B	Argo 3 40 - T1.5W	130
3505-40-T1.5W-S	Argo 3 40 - T1.5W Steel	130
3505-40-T3W-B	Argo 3 40 - T3W	130
3505-40-T3W-S	Argo 3 40 - T3W Steel	130
3506-40-T1.5W-B	Argo 4 40 - T1.5W	132
3506-40-T1.5W-S	Argo 4 40 - T1.5W Steel	132
3507-40-Z1W-B	Mirak 1 40 - Z1W	150
3507-40-Z1W-S	Mirak 1 40 - Z1W Steel	150
3507-40-Z2W-B	Mirak 1 40 - Z2W	150
3507-40-Z2W-S	Mirak 1 40 - Z2W Steel	150
3508-40-Z1W-B	Mirak 2 40 - Z1W	152
3508-40-Z1W-S	Mirak 2 40 - Z1W Steel	152
3509-40-Z1W-B	Mirak 3 40 - Z1W	154
3509-40-Z1W-S	Mirak 3 40 - Z1W Steel	154
3509-40-Z2W-B	Mirak 3 40 - Z2W	154
3509-40-Z2W-S	Mirak 3 40 - Z2W Steel	154
3510-40-Z1W-B	Mirak 4 40 - Z1W	156
3510-40-Z1W-S	Mirak 4 40 - Z1W Steel	156
3511-40-T1.5W-B	Avior 1 40 - T1.5W	142
3511-40-T1.5W-S	Avior 1 40 - T1.5W Steel	142
3511-40-T3W-B	Avior 1 40 - T3W	142
3511-40-T3W-S	Avior 1 40 - T3W Steel	142
3512-40-T1.5W-B	Avior 2 40 - T1.5W	144
3512-40-T1.5W-S	Avior 2 40 - T1.5W Steel	144
3513-40-T1.5W-B	Avior 3 40 - T1.5W	146
3513-40-T1.5W-S	Avior 3 40 - T1.5W Steel	146
3513-40-T3W-B	Avior 3 40 - T3W	146
3513-40-T3W-S	Avior 3 40 - T3W Steel	146

CODICE	PRODUCT	PAGE
3514-40-T1.5W-B	Avior 4 40 - T1.5W	148
3514-40-T1.5W-S	Avior 4 40 - T1.5W Steel	148
3530-30-E3W-A	Alpha 30 - E3W	26
3530-30-F3W-A	Alpha 30 - F3W	26
3530-45-E4.5W-A	Alpha 45 - E4.5W	26
3530-45-F4.5W-A	Alpha 45 - F4.5W	26
3530-60-E6W-A	Alpha 60 - E6W	26
3530-60-F6W-A	Alpha 60 - F6W	26
3530-75-E7.5W-A	Alpha 75 - E7.5W	26
3530-75-F7.5W-A	Alpha 75 - F7.5W	26
3531-35-E3W-A	Omega 35 - E3W	30
3531-35-F3W-A	Omega 35 - F3W	30
3531-50-E4.5W-A	Omega 50 - E4.5W	30
3531-50-F4.5W-A	Omega 50 - F4.5W	30
3531-65-E6W-A	Omega 65 - E6W	30
3531-65-F6W-A	Omega 65 - F6W	30
3531-80-E7.5W-A	Omega 80 - E7.5W	30
3531-80-F7.5W-A	Omega 80 - F7.5W	30
3532-45-E4.5W-A	Gamma 45 - E4.5W	34
3532-45-F4.5W-A	Gamma 45 - F4.5W	34
3533-60-E4.5W-A	Alpha 2 60 - E4.5W	28
3533-60-F4.5W-A	Alpha 2 60 - F4.5W	28
3534-65-E4.5W-A	Omega 2 65 - E4.5W	32
3534-65-F4.5W-A	Omega 2 65 - F4.5W	32
3535-95-3U1.5W-A	Orione - 3U1.5W	62
3538-35-Z2W-S	Bright R - Z2W	104
3539-35-Z2W-S	Bright Q - Z2W	104
3540-35-Z2W-S	Shadow R - Z2W	106
3541-35-Z2W-S	Shadow Q - Z2W	106
3542-50-F3W-T	Titan 1 50 - F3W	22
3542-65-F6W-T	Titan 1 65 - F6W	22
3543-50-E3W-T	Titan 2 50 - E3W	24
3543-65-F6W-T	Titan 2 65 - F6W	24
3544-35-1LED-S	Washer - 1LED	108
3545-35-1LED-S	Nut - 1LED	108
4512-I-B8W-S	Sablier - B8W	240
4513-I-B8W-S	Enne Elle - B8W	242
5460-9501	Internal power supply connector	280

CODICE	PRODUCT	PAGE
5460-9503	Internal electric linear joint	280
5460-9511	Power supply angular connector/ internal angular joint	280
5460-C51L	Angular joint for track 1	280
5460-C53L	Angular joint for track 3	280
5460-S323	bracket track 1-3	280
5460-T1C1MT-A	Tym Track 1 - 1MT	270
5460-T1C2MT-A	Tym Track 1 - 2 MT	270
5460-T1C3MT-A	Tym Track 1 - 3 MT	270
5460-T1MEC	caps for track 1	280
5460-T3C1MT-A	Tym Track 3 - 1 MT	270
5460-T3C2MT-A	Tym Track 3 - 2 MT	270
5460-T3C3MT-A	Tym Track 3 - 3 MT	270
5460-T3MEC	caps for track 3	280
5461-250-B15W-A	Tym Blade Seven - B15W	278
5462-130-B4W-B	Tym Nadir B - B4W	272
5462-130-Z4W-B	Tym Nadir Z - Z4W	272
5463-130-ZZ1W-B	Tym Cara 2 - ZZ1W	276
5463-130-Z1W-B	Tym Cara 1 - Z1W	276
5464-130-ZZ1W-B	Tym Sirio 2 - ZZ1W	274
5464-130-Z1W-B	Tym Sirio 1 - Z1W	274
70054-P004R-B	Dot rs - 4R	254
7050-D001-B	Surf Plate R - 1x dimmer	246
7050-D002-B	Surf Plate R - 2x dimmer	246
7050-D003-B	Surf Plate R - 3x - con dimmer	246
7050-D004Q-B	Surf Plate R - 2x2 dimmer	246
7050-D004R-B	Surf Plate R - 4x dimmer	246
7050-I001-B	Surf Plate R - 1x switch	246
7050-I002-B	Surf Plate R - 2x switch	246
7050-I003-B	Surf Plate R - 3x switch	246
7050-I004Q-B	Surf Plate R - 2x2 switch	246
7050-I004R-B	Surf Plate R - 4x switch	246
7050-P001-B	Surf Plate R - 1x push button	246
7050-P002-B	Surf Plate R - 2x push button	246
7050-P003-B	Surf Plate R - 3x push button	246
7050-P004Q-B	Surf Plate R - 2x2 push button	246
7050-P004R-B	Surf Plate R - 4x con push button	246
7051-D001-B	Surf Plate Q - 1x dimmer	248

CODICE	PRODUCT	PAGE
7051-D002-B	Surf Plate Q - 2x dimmer	248
7051-D003-B	Surf Plate Q - 3x dimmer	248
7051-D004Q-B	Surf Plate Q - 2x2 dimmer	248
7051-D004R-B	Surf Plate Q - 4x dimmer	248
7051-I001-B	Surf Plate Q - 1x switch	248
7051-I002-B	Surf Plate Q - 2x switch	248
7051-I003-B	Surf Plate Q - 3x switch	248
7051-I004Q-B	Surf Plate Q - 2x2 switch	248
7051-I004R-B	Surf Plate Q - 4x switch	248
7051-P001-B	Surf Plate Q - 1x push button	248
7051-P002-B	Surf Plate Q - 2x push button	248
7051-P003-B	Surf Plate Q - 3x push button	248
7051-P004Q-B	Surf Plate Q - 2x2 push button	248
7051-P004R-B	Surf Plate Q - 4x push button	248
7052-P001-B	Dot s - 1x - Pos.2	256
7053-P001-B	Dot b - 1x - Pos.2	258
7054-P001-B	Dot rs - 1x	254
7054-P002-B	Dot rs - 2x	254
7054-P003-B	Dot rs - 3x	254
7054-P004Q-B	Dot rs - 4Q	254
7055-USBC-B	Usb plate Q	260
7056-USBC-B	Usb plate R	260
7057-S001-S	Idro plate	266
7058-P001-B	Dot s - 1x - Pos.1	256
7059-P001-B	Dot b - 1x - Pos.1	258
7060-D001-S	Steel Plate R - 1x dimmer	250
7060-D002-S	Steel Plate R - 2x dimmer	250
7060-D003-S	Steel Plate R - 3x dimmer	250
7060-D004Q-S	Steel Plate R - 2x2 dimmer	250
7060-D004R-S	Steel Plate R - 4x dimmer	250
7060-I001-S	Steel Plate R - 1x switch	250
7060-I002-S	Steel Plate R - 2x switch	250
7060-I003-S	Steel Plate R - 3x switch	250
7060-I004Q-S	Steel Plate R - 2x2 switch	250
7060-I004R-S	Steel Plate R - 4x switch	250
7060-P001-S	Steel Plate R - 1x push button	250
7060-P002-S	Steel Plate R - 2x push button	250
7060-P003-S	Steel Plate R - 3x push button	250

CODICE	PRODUCT	PAGE
7060-P004Q-S	Steel Plate R - 2x2 push button	250
7060-P004R-S	Steel Plate R - 4x push button	250
7061-D001-S	Steel Plate Q - 1x dimmer	252
7061-D002-S	Steel Plate Q - 2x dimmer	252
7061-D003-S	Steel Plate Q - 3x dimmer	252
7061-D004Q-S	Steel Plate Q - 2x2 dimmer	252
7061-D004R-S	Steel Plate Q - 4x dimmer	252
7061-I001-S	Steel Plate Q - 1x switch	252
7061-I002-S	Steel Plate Q - 2x switch	252
7061-I003-S	Steel Plate Q - 3x switch	252
7061-I004Q-S	Steel Plate Q - 2x2 switch	252
7061-I004R-S	Steel Plate Q - 4x switch	252
7061-P001-S	Steel Plate Q - 1x push button	252
7061-P002-S	Steel Plate Q - 2x push button	252
7061-P003-S	Steel Plate Q - 3x push button	252
7061-P004Q-S	Steel Plate Q - 2x2 push button	252
7061-P004R-S	Steel Plate Q - 4x push button	252
7062-ST01-S	Columbus T	262
7062-SV01-S	Columbus V	262
7063-ST01-S	Trafalgar T	264
7063-SV01-S	Trafalgar V	264
7151-300-B8W-B	Hanger One 300 - B8W	234
7151-400-B8W-B	Hanger One 400 - B8W	234
7151-500-B12W-B	Hanger One 500 - B12W	234
7151-600-B12W-B	Hanger One 600 - B12W	234
7170-1650-B30W-B	Hanger Three 1650 - B30W	236
7170-850-B15W-B	Hanger Three 850 - B15W	236
9000-RING_2-110	Ring 2 110 X URANO 70	50
9000-RING_2-135	Ring 2 135 X URANO 90	50
9000-RING_2-95	Ring 2 95 X URANO 60	50

Desideriamo ringraziare tutti coloro che nella lunga storia della nostra azienda hanno contribuito con capacità, serietà e impegno a fare del marchio BCM il riferimento di eccellenza nella produzione di apparecchi per illuminazione. Un successo la cui parte integrante sono i nostri clienti, tra i più prestigiosi cantieri e designers nel settore della nautica, importanti architetti e operatori nel settore residenziale e "contract", che continuano a privilegiare la scelta dei nostri prodotti ritenendoli esempio di stile, affidabilità e sicurezza.

We wish to thank all those who in the long history of our company have contributed with ability, professionalism and commitment towards making the BCM brand a landmark of excellence in the production of lighting fixtures. Our customers, who form an integral part of our success and include the most prestigious shipyards and designers in the nautical field, as well as important architects and operators in the residential and "contract" sectors, continue to prefer our range of products for their cutting-edge style, reliability and safety.



L'azienda si riserva il diritto, in qualsiasi momento e senza preavviso, di eliminare gli articoli che riterrà opportuno e/o di apportare tutte le modifiche atte a migliorare il prodotto. Non può inoltre assumersi responsabilità per eventuali inesattezze del presente catalogo dovute ad errori di stampa, trascrizione e traduzione.

The company reserves, at any moment and without prior notice, the right to discontinue producing or to modify whichever item with the purpose of improving quality. The company can not take the responsibility for any errors present in this catalogue due to misprint, mistakes in copying and translation.

BCM illuminazione srl

Via G. Pastore, 2
55041 Capezzano Pianore
Lucca • Italia
Tel. +39 0584 969632
Fax +39 0584 969578

www.bcmilluminazione.com
info@bcmilluminazione.com

Art Direction and Supervision
GERECON ITALIA
Claudia & Edoardo Brogini

©BCM illuminazione 2026



