

bcn
BENEDETTI LIGHTING



Core & More
CAPSULE COLLECTION
2020-2022



2022











I colori per loro natura sono indicativi, ed eventuali leggere differenze sono da considerarsi nelle tolleranze. La spazzolatura delle finiture dona raffinatezza ai metalli ed è una particolarità che potrebbe variare secondo la tipologia dell'oggetto.

Colours are indicative for their own nature and any slight difference is to be considered within tolerance. Refined brushed finishes may vary according to the kind of item.

Colori freddi - Cold colours

20
 bianco
 white

23
 nero
 black

acciaio inox stainless steel	4 	nickel lucido polished nickel	10 
acciaio inox satinato satin stainless steel	34 	nickel satinato v. opaco satin nickel matt p.	39  *
cromo lucido polished chrome	3 	nickel nero lucido polished black nickel	8  *
cromo satinato satin chrome	11 	nickel nero satinato v. opaco satin black nickel matt p.	44  *

* NEW

Colori caldi - Warm colours

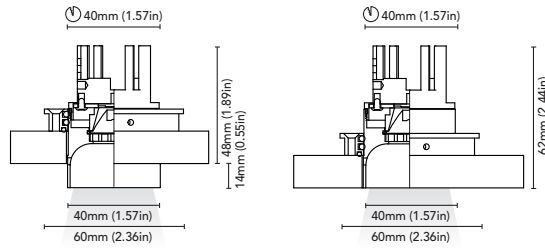
ottone lucido polished brass	19  *
ottone satinato v. opaco satin brass matt p.	49  *
ottone brunito burnished brass	7 
ottone brunito v. opaco burnished brass matt p.	37  *
rame lucido polished copper	15  *
rame lucido v. opaco polished copper matt p.	45  *

I colori per loro natura sono indicativi, ed eventuali leggere differenze sono da considerarsi nelle tolleranze. La spazzolatura delle finiture dona raffinatezza ai metalli ed è una particolarità che potrebbe variare secondo la tipologia dell'oggetto.
 Colours are indicative for their own nature and any slight difference is to be considered within tolerance. Refined brushed finishes may vary according to the kind of item.

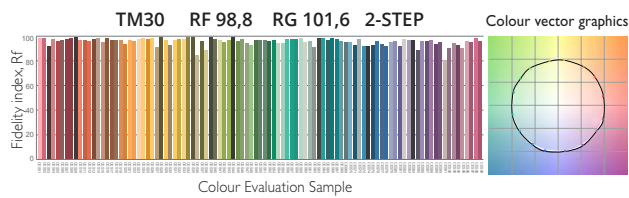
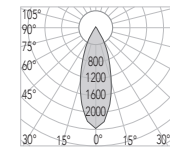


mark

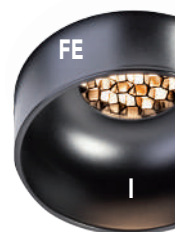
. 40



CODE	3482-40-E6W 3482-40-F6W
FIXTURE	FRAMELESS FIXED DOWNLIGHT
ADJUSTABILITY	NO
LIGHT SOURCE	POWER LED
POWER	MAX 6W
SUPPLY	E6W: MAX 350mA - Driver not included F6W: 16-32 Vdc - Driver on board
PROTECTION	F6W: FUSE - POLARITY REVERSE SPIKE FILTER
DIMMABLE	YES
BEAM	MEDIUM
SCREEN	LENS+ANTI GLARE BLACK HONEYCOMB LOUVER
LED COLOUR	3000K
	* Measures obtained using our standard black reflector with black honeycomb and satin lens. In brackets lumen of the emitting led source.
IP RATE	IP65
WEIGHT	
MATERIALS	BODY: ALUMINIUM HEATSINK: ALUMINIUM
MOUNTING SYSTEM	FIXING PLATE
OPTIONAL LED COLOUR	2700K, 4000K
IP RATE	



mark . 40

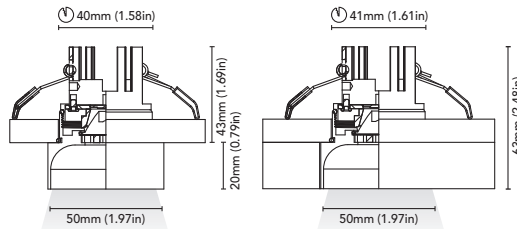


FINISHES	FE	20 23
	I	23 20 Colour 20 on request

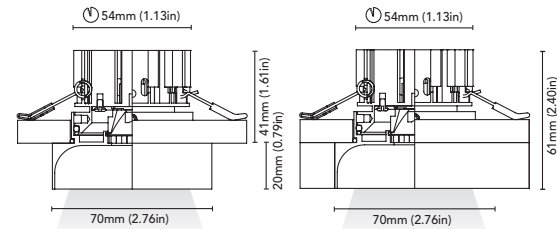


prince

. 50



. 70

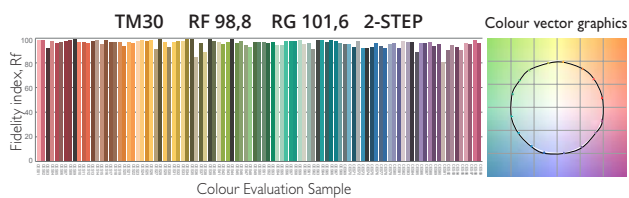


CODE	3476-50-E3W 3476-50-F3W
FIXTURE	FIXED DOWNLIGHT
ADJUSTABILITY	NO
LIGHT SOURCE	POWER LED
POWER	MAX 3W
SUPPLY	E3W: 150mA - Driver not included F3W: 16-32 Vdc - Driver on board
PROTECTION	F3W: FUSE - POLARITY REVERSE SPIKE FILTER
DIMMABLE	YES
BEAM	MEDIUM
SCREEN	LENS+ ANTIGLARE BLACK HONEYCOMB LOUVER
LED COLOUR	3000K CRI TYP98 LMN 100(306,34)lm* 1mt 240lx 2mt 60lx 3mt 27lx
IP RATE	IP40
WEIGHT	
MATERIALS	BODY: BRASS HEATSINK: ALUMINIUM
MOUNTING SYSTEM	WIRE SPRINGS
OPTIONAL LED COLOUR	2700K, 4000K
IP RATE	

CODE	3476-70-E6W 3476-70-F6W
FIXTURE	FIXED DOWNLIGHT
ADJUSTABILITY	NO
LIGHT SOURCE	POWER LED
POWER	MAX 6W
SUPPLY	E6W: 350mA - Driver not included F6W: 16-32 Vdc - Driver on board
PROTECTION	F6W: FUSE - POLARITY REVERSE SPIKE FILTER
DIMMABLE	YES
BEAM	MEDIUM
SCREEN	LENS+ ANTIGLARE BLACK HONEYCOMB LOUVER
LED COLOUR	3000K CRI TYP98 LMN 180(578)lm* 1mt 432lx 2mt 108lx 3mt 48lx
IP RATE	IP40
WEIGHT	
MATERIALS	BODY: BRASS HEATSINK: ALUMINIUM
MOUNTING SYSTEM	WIRE SPRINGS
OPTIONAL LED COLOUR	2700K, 4000K
IP RATE	



prince . 50



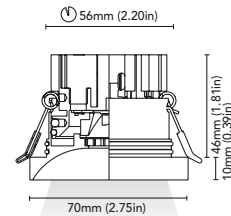
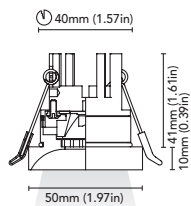
FINISHES	FE	20 23 3 7 8 10 11 15 19 37 39 44 45 49
	I	23 20 ● ○ Colour 20 on request



queen

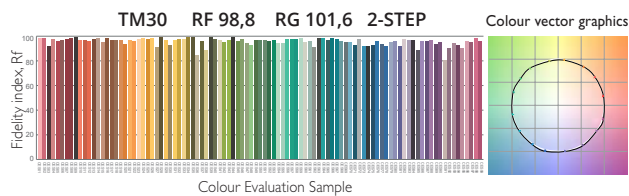
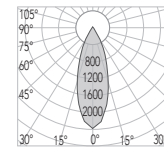
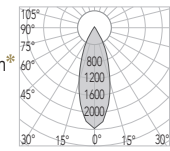
. 50

. 70



CODE	3489-50-E3W 3489-50-F3W	3489-70-E6W 3489-70-F6W
FIXTURE	FIXED DOWNLIGHT	FIXED DOWNLIGHT
ADJUSTABILITY	NO	NO
LIGHT SOURCE	POWER LED	POWER LED
POWER	MAX 3W	MAX 6W
SUPPLY	E3W: 150mA - Driver not included F3W: 16-32 Vdc - Driver on board	E6W: 350mA - Driver not included F6W: 16-32 Vdc - Driver on board
PROTECTION	F3W: FUSE - POLARITY REVERSE SPIKE FILTER	F6W: FUSE - POLARITY REVERSE SPIKE FILTER
DIMMABLE	YES	YES
BEAM	WIDE	MEDIUM
SCREEN	LENS+ANTI GLARE BLACK HONEYCOMB LOUVER	LENS+ANTI GLARE BLACK HONEYCOMB LOUVER
LED COLOUR	3000K CRI TYP98 LMN 100(306,34)lm* 1mt 240lx 2mt 60lx 3mt 27lx	3000K CRI TYP98 LMN 180(578)lm* 1mt 432lx 2mt 108lx 3mt 48lx
IP RATE	IP40	IP40
WEIGHT		
MATERIALS	BODY: BRASS HEATSINK: ALUMINIUM	BODY: BRASS HEATSINK: ALUMINIUM
MOUNTING SYSTEM	WIRE SPRINGS	WIRE SPRINGS
OPTIONAL LED COLOUR	2700K, 4000K	2700K, 4000K

* Measures obtained using our standard black reflector with black honeycomb and satin lens. In brackets lumen of the emitting led source.



FINISHES	FE	20 23 3 7 8 10 11 15 19 37 39 44 45 49
	I	23 20 ● ○ Colour 20 on request



queen . 50

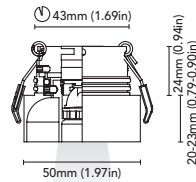


queen . 70

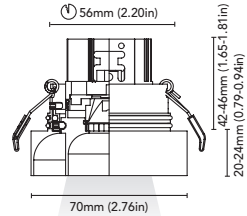


king

. 50

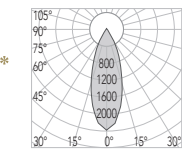
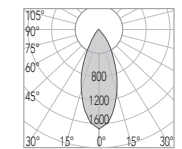


. 70

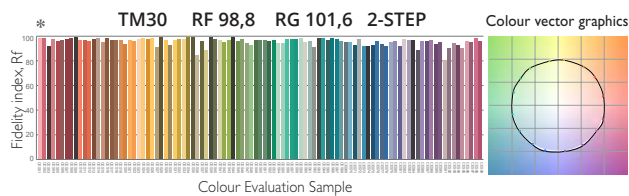


CODE	3470-50-U2W 3470-50-Z2W
FIXTURE	ADJUSTABLE DOWNLIGHT
ADJUSTABILITY	↕ 24.5°
LIGHT SOURCE	POWER LED
POWER	MAX 2W
SUPPLY	U2W: MAX 700mA - Driver not included Z2W: 8-32 Vdc - Driver on board
PROTECTION	Z2W: FUSE - POLARITY REVERSE SPIKE FILTER
DIMMABLE	YES
BEAM	MEDIUM
SCREEN	LENS+ANTI GLARE BLACK HONEYCOMB LOUVER
LED COLOUR	3000K CRI >90 LMN 1mt 2mt 3mt
IP RATE	IP20
WEIGHT	
MATERIALS	BODY: BRASS ADJUSTABLE REFLECTOR: BRASS HEATSINK: ALUMINIUM
MOUNTING SYSTEM	WIRE SPRINGS
OPTIONAL	
LED COLOUR	2700K, 4000K
IP RATE	

CODE	3470-70-E6W 3470-70-F6W
FIXTURE	ADJUSTABLE DOWNLIGHT
ADJUSTABILITY	↕ 18°
LIGHT SOURCE	POWER LED
POWER	MAX 6W
SUPPLY	E6W: MAX 350mA - Driver not included F6W: 16-32 Vdc - Driver on board
PROTECTION	F6W: FUSE - POLARITY REVERSE SPIKE FILTER
DIMMABLE	YES
BEAM	MEDIUM
SCREEN	LENS+ANTI GLARE BLACK HONEYCOMB LOUVER
LED COLOUR	3000K CRI TYP98 LMN 180(578)lm* 1mt 2mt 3mt
IP RATE	IP20
WEIGHT	
MATERIALS	BODY: BRASS ADJUSTABLE REFLECTOR: BRASS HEATSINK: ALUMINIUM
MOUNTING SYSTEM	WIRE SPRINGS
OPTIONAL	
LED COLOUR	2700K, 4000K
IP RATE	



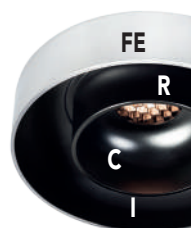
* This colour evaluation sample refers only to product with CRI typ 98.



king . 50



king . 70

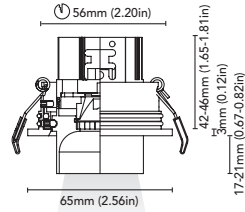


FINISHES	FE	20 23 3 7 8 10 11 15 19 37 39 44 45 49
	R=C	23 20 ● ○ Colour 20 on request


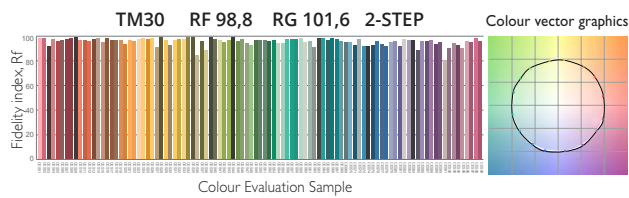
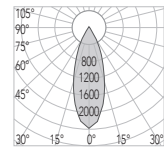


giove 3M

. 65



CODE	3471-65M-E6W 3471-65M-F6W
FIXTURE	ADJUSTABLE DOWNLIGHT
ADJUSTABILITY	▲ 17.5°
LIGHT SOURCE	POWER LED
POWER	MAX 6W
SUPPLY	E6W: MAX 350mA - Driver not included F6W: 16-32 Vdc - Driver on board
PROTECTION	F6W: FUSE - POLARITY REVERSE SPIKE FILTER
DIMMABLE	YES
BEAM	MEDIUM
SCREEN	LENS+ANTI GLARE BLACK HONEYCOMB LOUVER
LED COLOUR	3000K CRI Typ98 LMN 180(578)lm* 1mt 432lx 2mt 108lx 3mt 48lx
IP RATE	IP20
WEIGHT	
MATERIALS	BODY: BRASS ADJUSTABLE REFLECTOR: BRASS HEATSINK: ALUMINIUM
MOUNTING SYSTEM	WIRE SPRINGS
OPTIONAL	
LED COLOUR	2700K, 4000K
IP RATE	



FINISHES	FE	20 23 3 7 8 10 11 15 19 37 39 44 45 49
	R=C	23 20 ● ○ Colour 20 on request



giove 3M . 65

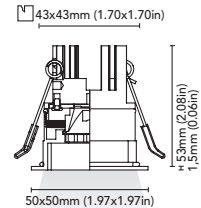
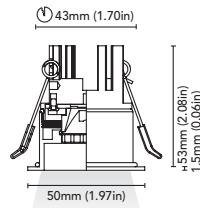


flint 3

maio 3

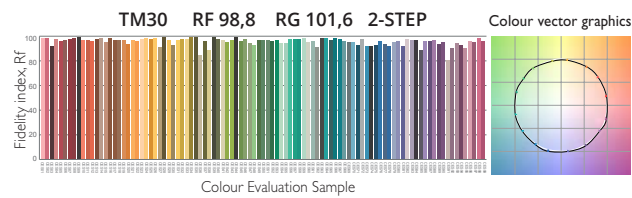
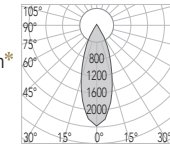
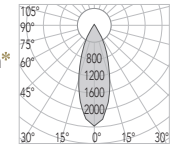
. 50

. 50



CODE	3475-50-E3W 3475-50-F3W
FIXTURE	FIXED DOWNLIGHT
ADJUSTABILITY	NO
LIGHT SOURCE	POWER LED
POWER	MAX 3W
SUPPLY	E3W: MAX 150mA - Driver not included F3W: 16-32 Vdc - Driver on board
PROTECTION	F3W: FUSE - POLARITY REVERSE SPIKE FILTER
DIMMABLE	YES
BEAM	MEDIUM
SCREEN	LENS+ANTI GLARE BLACK HONEYCOMB LOUVER
LED COLOUR	3000K * Measures obtained using our standard black reflector with black honeycomb and satin lens. In brackets lumen of the emitting led source.
IP RATE	IP40
WEIGHT	
MATERIALS	BODY: BRASS HEATSINK: ALUMINIUM
MOUNTING SYSTEM	WIRE SPRINGS
OPTIONAL	
LED COLOUR	2700K, 4000K
IP RATE	

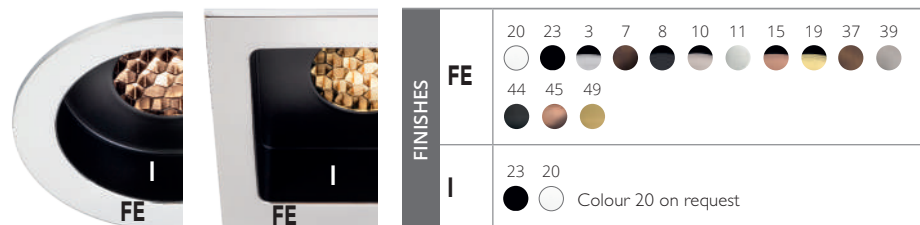
CODE	3474-50-E3W 3474-50-F3W
FIXTURE	FIXED DOWNLIGHT
ADJUSTABILITY	NO
LIGHT SOURCE	POWER LED
POWER	MAX 3W
SUPPLY	E3W: MAX 150mA - Driver not included F3W: 16-32 Vdc - Driver on board
PROTECTION	F3W: FUSE - POLARITY REVERSE SPIKE FILTER
DIMMABLE	YES
BEAM	MEDIUM
SCREEN	LENS+ANTI GLARE BLACK HONEYCOMB LOUVER
LED COLOUR	3000K * Measures obtained using our standard black reflector with black honeycomb and satin lens. In brackets lumen of the emitting led source.
IP RATE	IP40
WEIGHT	
MATERIALS	BODY: BRASS HEATSINK: ALUMINIUM
MOUNTING SYSTEM	WIRE SPRINGS
OPTIONAL	
LED COLOUR	2700K, 4000K
IP RATE	



flint 3 . 50



maio 3 . 50



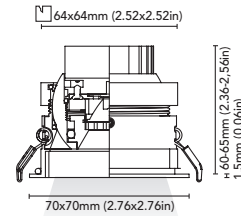
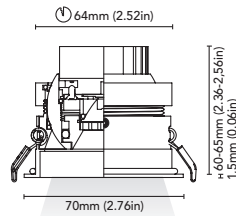


flint 2

maio 2

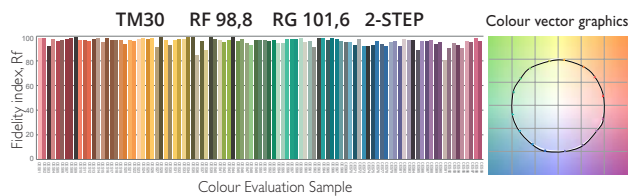
. 70

. 70



CODE	3459-70-E6W 3459-70-F6W
FIXTURE	ADJUSTABLE DOWNLIGHT
ADJUSTABILITY	↕ 12.5°
LIGHT SOURCE	POWER LED
POWER	MAX 6W
SUPPLY	E6W: MAX 350mA - Driver not included F6W: 16-32 Vdc - Driver on board
PROTECTION	F6W: FUSE - POLARITY REVERSE SPIKE FILTER
DIMMABLE	YES
BEAM	MEDIUM
SCREEN	LENS+ANTI GLARE BLACK HONEYCOMB LOUVER
LED COLOUR	3000K * Measures obtained using our standard black reflector with black honeycomb and satin lens. In brackets lumen of the emitting led source.
IP RATE	IP40
WEIGHT	
MATERIALS	BODY: BRASS ADJUSTABLE SPHERE: STAINLESS STEEL HEATSINK: ALUMINIUM
MOUNTING SYSTEM	WIRE SPRINGS
OPTIONAL LED COLOUR	2700K, 4000K
IP RATE	

CODE	3456-70-E6W 3456-70-F6W
FIXTURE	ADJUSTABLE DOWNLIGHT
ADJUSTABILITY	↕ 12.5°
LIGHT SOURCE	POWER LED
POWER	MAX 6W
SUPPLY	E6W: MAX 350mA - Driver not included F6W: 16-32 Vdc - Driver on board
PROTECTION	F6W: FUSE - POLARITY REVERSE SPIKE FILTER
DIMMABLE	YES
BEAM	MEDIUM
SCREEN	LENS+ANTI GLARE BLACK HONEYCOMB LOUVER
LED COLOUR	3000K * Measures obtained using our standard black reflector with black honeycomb and satin lens. In brackets lumen of the emitting led source.
IP RATE	IP40
WEIGHT	
MATERIALS	BODY: BRASS ADJUSTABLE SPHERE: STAINLESS STEEL HEATSINK: ALUMINIUM
MOUNTING SYSTEM	WIRE SPRINGS
OPTIONAL LED COLOUR	2700K, 4000K
IP RATE	



flint 2 . 70



maio 2 . 70

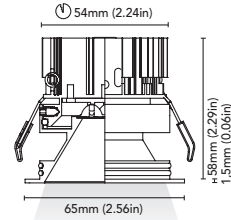
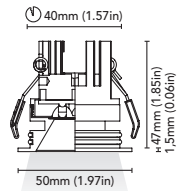
FINISHES	FE	20	23	3	7	8	10	11	15	19	37	39	44	45	49
	I=C	23													
	R	4													



hamal 1

. 50

. 65



CODE	3469-50-T3W 3469-50-V3W
FIXTURE	FIXED DOWNLIGHT
ADJUSTABILITY	NO
LIGHT SOURCE	POWER LED
POWER	MAX 3W
SUPPLY	T3W: MAX 350mA - Driver not included V3W: 8-32 Vdc - Driver on board
PROTECTION	V3W: FUSE - POLARITY REVERSE SPIKE FILTER
DIMMABLE	YES
BEAM	NARROW
SCREEN	LENS
LED COLOUR	3000K CRI >90 LMN 217(324)lm 1mt 1768lx 2mt 442lx 3mt 196lx IP40
IP RATE	IP40
WEIGHT	
MATERIALS	BODY: BRASS HEATSINK: ALUMINIUM
MOUNTING SYSTEM	WIRE SPRINGS
OPTIONAL	
LED COLOUR	2700K, 4000K
IP RATE	IP65
BEAM	MEDIUM - WIDE


CODE	3469-65-T6W 3469-65-V6W
FIXTURE	FIXED DOWNLIGHT
ADJUSTABILITY	NO
LIGHT SOURCE	POWER LED
POWER	MAX 6W
SUPPLY	T6W: MAX 700mA - Driver not included V6W: 8-32 Vdc - Driver on board
PROTECTION	V6W: FUSE - POLARITY REVERSE SPIKE FILTER
DIMMABLE	YES
BEAM	NARROW
SCREEN	LENS
LED COLOUR	3000K CRI >90 LMN 325(567)lm 1mt 2648lx 2mt 662lx 3mt 294lx IP40
IP RATE	IP40
WEIGHT	
MATERIALS	BODY: BRASS HEATSINK: ALUMINIUM
MOUNTING SYSTEM	WIRE SPRINGS
OPTIONAL	
LED COLOUR	2700K, 4000K
IP RATE	IP65
BEAM	MEDIUM - WIDE



hamal 1 . 50



hamal 1 . 65

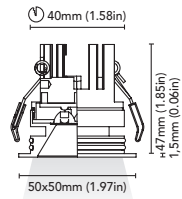


FINISHES	FE	20 23 3 7 8 10 11 15 19 37 39 44 45 49
	I	23 20 ● ○ Colour 20 on request

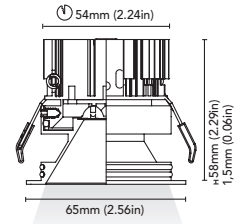


altair 1

. 50



. 65



CODE	3468-50-T3W 3468-50-V3W
FIXTURE	FIXED DOWNLIGHT
ADJUSTABILITY	NO
LIGHT SOURCE	POWER LED
POWER	MAX 3W
SUPPLY	T3W: MAX 350mA - Driver not included V3W: 8-32 Vdc - Driver on board
PROTECTION	V3W: FUSE - POLARITY REVERSE SPIKE FILTER
DIMMABLE	YES
BEAM	NARROW
SCREEN	LENS
LED COLOUR	3000K CRI >90 LMN 217(324)lm 1mt 1768lx 2mt 442lx 3mt 196lx IP40
IP RATE	IP40
WEIGHT	
MATERIALS	BODY: BRASS HEATSINK: ALUMINIUM
MOUNTING SYSTEM	WIRE SPRINGS
OPTIONAL	
LED COLOUR	2700K, 4000K
IP RATE	IP65
BEAM	MEDIUM - WIDE

CODE	3468-65-T6W 3468-65-V6W
FIXTURE	FIXED DOWNLIGHT
ADJUSTABILITY	NO
LIGHT SOURCE	POWER LED
POWER	MAX 6W
SUPPLY	T6W: MAX 700mA - Driver not included V6W: 8-32 Vdc - Driver on board
PROTECTION	V6W: FUSE - POLARITY REVERSE SPIKE FILTER
DIMMABLE	YES
BEAM	NARROW
SCREEN	LENS
LED COLOUR	3000K CRI >90 LMN 325(567)lm 1mt 2648lx 2mt 662lx 3mt 294lx IP40
IP RATE	IP40
WEIGHT	
MATERIALS	BODY: BRASS HEATSINK: ALUMINIUM
MOUNTING SYSTEM	WIRE SPRINGS
OPTIONAL	
LED COLOUR	2700K, 4000K
IP RATE	IP65
BEAM	MEDIUM - WIDE



altair 1 . 50



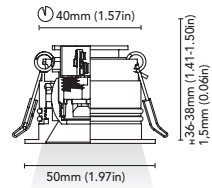
altair 1 . 65

FE	FINISHES	20 23 3 7 8 10 11 15 19 37 39 44 45 49
		23 20 ● ○ Colour 20 on request

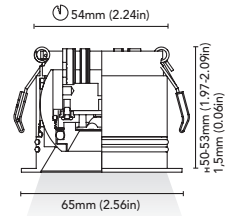


hamal 2

. 50



. 65

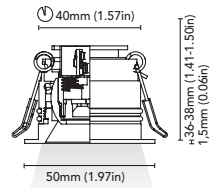


CODE	3473-50-T3W 3473-50-V3W
FIXTURE	ADJUSTABLE DOWNLIGHT
ADJUSTABILITY	▲ 12.5°
LIGHT SOURCE	POWER LED
POWER	MAX 3W
SUPPLY	T3W: MAX 350mA - Driver not included V3W: 16-32 Vdc - Driver on board
PROTECTION	V3W: FUSE - POLARITY REVERSE SPIKE FILTER
DIMMABLE	YES
BEAM	NARROW
SCREEN	LENS
LED COLOUR	3000K CRI >90 LMN 217(324)lm* 1mt 1768lx 2mt 442lx 3mt 196lx
IP RATE	IP40
WEIGHT	
MATERIALS	BODY: BRASS ADJUSTABLE SPHERE: STAINLESS STEEL HEATSINK: ALUMINIUM
MOUNTING SYSTEM	WIRE SPRINGS
OPTIONAL	
LED COLOUR	2700K, 4000K
IP RATE	
BEAM	MEDIUM - WIDE

CODE	3473-65-T6W 3473-65-V6W
FIXTURE	ADJUSTABLE DOWNLIGHT
ADJUSTABILITY	▲ 12.5°
LIGHT SOURCE	POWER LED
POWER	MAX 6W
SUPPLY	T6W: MAX 700mA - Driver not included V6W: 16-32 Vdc - Driver on board
PROTECTION	V6W: FUSE - POLARITY REVERSE SPIKE FILTER
DIMMABLE	YES
BEAM	NARROW
SCREEN	LENS
LED COLOUR	3000K CRI >90 LMN 325(567)lm* 1mt 2648lx 2mt 662lx 3mt 294lx
IP RATE	IP40
WEIGHT	
MATERIALS	BODY: BRASS ADJUSTABLE SPHERE: STAINLESS STEEL HEATSINK: ALUMINIUM
MOUNTING SYSTEM	WIRE SPRINGS
OPTIONAL	
LED COLOUR	2700K, 4000K
IP RATE	
BEAM	MEDIUM - WIDE

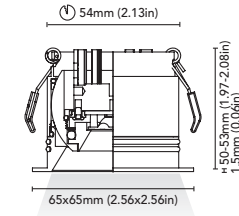
altair 2

. 50



CODE	3472-50-T3W 3472-50-V3W
FIXTURE	ADJUSTABLE DOWNLIGHT
ADJUSTABILITY	▲ 12.5°
LIGHT SOURCE	POWER LED
POWER	MAX 3W
SUPPLY	T3W: MAX 350mA - Driver not included V3W: 16-32 Vdc - Driver on board
PROTECTION	V3W: FUSE - POLARITY REVERSE SPIKE FILTER
DIMMABLE	YES
BEAM	NARROW
SCREEN	LENS
LED COLOUR	3000K CRI >90 LMN 217(324)lm* 1mt 1768lx 2mt 442lx 3mt 196lx
IP RATE	IP40
WEIGHT	
MATERIALS	BODY: BRASS ADJUSTABLE SPHERE: STAINLESS STEEL HEATSINK: ALUMINIUM
MOUNTING SYSTEM	WIRE SPRINGS
OPTIONAL	
LED COLOUR	2700K, 4000K
IP RATE	
BEAM	MEDIUM - WIDE

. 65



CODE	3472-65-T6W 3472-65-V6W
FIXTURE	ADJUSTABLE DOWNLIGHT
ADJUSTABILITY	▲ 12.5°
LIGHT SOURCE	POWER LED
POWER	MAX 6W
SUPPLY	T6W: MAX 700mA - Driver not included V6W: 16-32 Vdc - Driver on board
PROTECTION	V6W: FUSE - POLARITY REVERSE SPIKE FILTER
DIMMABLE	YES
BEAM	NARROW
SCREEN	LENS
LED COLOUR	3000K CRI >90 LMN 325(567)lm* 1mt 2648lx 2mt 662lx 3mt 294lx
IP RATE	IP40
WEIGHT	
MATERIALS	BODY: BRASS ADJUSTABLE SPHERE: STAINLESS STEEL HEATSINK: ALUMINIUM
MOUNTING SYSTEM	WIRE SPRINGS
OPTIONAL	
LED COLOUR	2700K, 4000K
IP RATE	
BEAM	MEDIUM - WIDE



hamal 2 . 65



altair 2 . 65

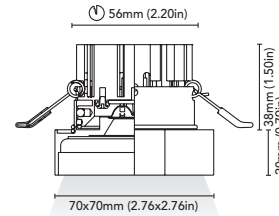
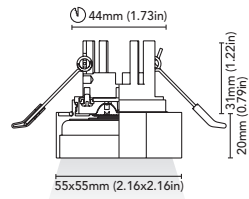
FE	20 23 3 7 8 10 11 15 19 37 39 44 45 49
I=C	23 20 ● ○ Colour 20 on request
R	4 ●



defender 1

. 55

. 70



CODE	3483-55-T3W 3483-55-V3W
FIXTURE	FIXED DOWNLIGHT
ADJUSTABILITY	NO
LIGHT SOURCE	POWER LED
POWER	MAX 3W
SUPPLY	T3W: MAX 350mA - Driver not included V3W: 8-32 Vdc - Driver on board
PROTECTION	V3W: FUSE - POLARITY REVERSE SPIKE FILTER
DIMMABLE	YES
BEAM	NARROW
SCREEN	LENS
LED COLOUR	3000K CRI >90 LMN 217(324)lm* 1mt 1768lx 2mt 442lx 3mt 196lx
IP RATE	IP40
WEIGHT	
MATERIALS	BODY: BRASS HEATSINK: ALUMINIUM
MOUNTING SYSTEM	WIRE SPRINGS
OPTIONAL	
BEAM	MEDIUM, WIDE
LED COLOUR	2700K, 4000K

CODE	3483-70-T6W 3483-70-V6W
FIXTURE	FIXED DOWNLIGHT
ADJUSTABILITY	NO
LIGHT SOURCE	POWER LED
POWER	MAX 6W
SUPPLY	T6W: MAX 700mA - Driver not included V6W: 8-32 Vdc - Driver on board
PROTECTION	V6W: FUSE - POLARITY REVERSE SPIKE FILTER
DIMMABLE	YES
BEAM	NARROW
SCREEN	LENS
LED COLOUR	3000K CRI >90 LMN 325(567)lm* 1mt 2648lx 2mt 662lx 3mt 294lx
IP RATE	IP40
WEIGHT	
MATERIALS	BODY: BRASS HEATSINK: ALUMINIUM
MOUNTING SYSTEM	WIRE SPRINGS
OPTIONAL	
BEAM	MEDIUM, WIDE
LED COLOUR	2700K, 4000K



defender 1 . 55



defender 1 . 70

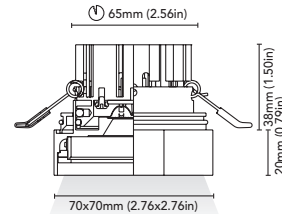
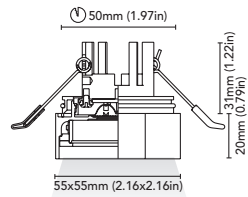
	FINISHES	FE	20 23 3 7 8 10 11 15 19 37 39 44 45 49
		I	23 20 ● ○ Colour 20 on request



defender 1 plus


. 55

. 70




CODE	3485-55-T3W 3485-55-V3W
FIXTURE	FIXED DOWNLIGHT
ADJUSTABILITY	NO
LIGHT SOURCE	POWER LED
POWER	MAX 3W + 1,5W (COURTESY)
SUPPLY	T3W: MAX 350mA - Driver not included V3W: 8-32 Vdc - Driver on board COURTESY: 24 Vdc
PROTECTION	V3W: FUSE - POLARITY REVERSE SPIKE FILTER
DIMMABLE	YES
BEAM	NARROW
SCREEN	LENS
LED COLOUR	3000K CRI >90 LMN 217(324)lm* 1mt 1768lx 2mt 442lx 3mt 196lx IP40
IP RATE	IP40
WEIGHT	
MATERIALS	BODY: BRASS HEATSINK: ALUMINIUM
MOUNTING SYSTEM	WIRE SPRINGS
OPTIONAL	
BEAM	MEDIUM, WIDE
LED COLOUR	2700K, 4000K

CODE	3485-70-T6W 3485-70-V6W
FIXTURE	FIXED DOWNLIGHT
ADJUSTABILITY	NO
LIGHT SOURCE	POWER LED
POWER	MAX 6W + 2W (COURTESY)
SUPPLY	T6W: MAX 700mA - Driver not included V6W: 8-32 Vdc - Driver on board COURTESY: 24 Vdc
PROTECTION	V6W: FUSE - POLARITY REVERSE SPIKE FILTER
DIMMABLE	YES
BEAM	NARROW
SCREEN	LENS
LED COLOUR	3000K CRI >90 LMN 325(567)lm* 1mt 2648lx 2mt 662lx 3mt 294lx IP40
IP RATE	IP40
WEIGHT	
MATERIALS	BODY: BRASS HEATSINK: ALUMINIUM
MOUNTING SYSTEM	WIRE SPRINGS
OPTIONAL	
BEAM	MEDIUM, WIDE
LED COLOUR	2700K, 4000K



defender 1 plus . 55



defender 1 plus . 70



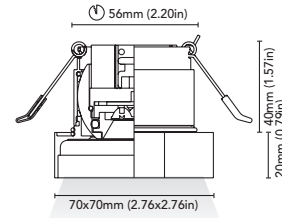
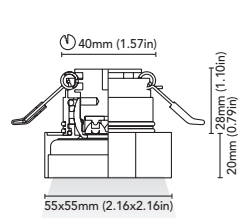
FINISHES	FE	20 23 3 7 8 10 11 15 19 37 39 44 45 49
	I	23 20 Colour 20 on request



defender 2

. 55


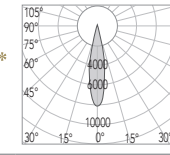
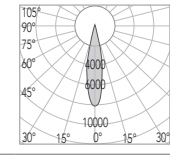
. 70



CODE	3484-55-T3W 3484-55-V3W
FIXTURE	ADJUSTABLE DOWNLIGHT
ADJUSTABILITY	▲ 12.5°
LIGHT SOURCE	POWER LED
POWER	MAX 3W
SUPPLY	T3W: MAX 350mA - Driver not included V3W: 8-32 Vdc - Driver on board
PROTECTION	V3W: FUSE - POLARITY REVERSE SPIKE FILTER
DIMMABLE	YES
BEAM	NARROW
SCREEN	LENS
LED COLOUR	3000K CRI >90 LMN 217(324)lm* 1mt 1768lx 2mt 442lx 3mt 196lx
IP RATE	IP40
WEIGHT	
MATERIALS	BODY: BRASS ADJUSTABLE SPHERE: STAINLESS STEEL HEATSINK: ALUMINIUM
MOUNTING SYSTEM	WIRE SPRINGS
OPTIONAL	
BEAM	MEDIUM, WIDE
LED COLOUR	2700K, 4000K

CODE	3484-70-T6W 3484-70-V6W
FIXTURE	ADJUSTABLE DOWNLIGHT
ADJUSTABILITY	▲ 12.5°
LIGHT SOURCE	POWER LED
POWER	MAX 6W
SUPPLY	T6W: MAX 700mA - Driver not included V6W: 8-32 Vdc - Driver on board
PROTECTION	V6W: FUSE - POLARITY REVERSE SPIKE FILTER
DIMMABLE	YES
BEAM	NARROW
SCREEN	LENS
LED COLOUR	3000K CRI >90 LMN 325(567)lm* 1mt 2648lx 2mt 662lx 3mt 294lx
IP RATE	IP40
WEIGHT	
MATERIALS	BODY: BRASS ADJUSTABLE SPHERE: STAINLESS STEEL HEATSINK: ALUMINIUM
MOUNTING SYSTEM	WIRE SPRINGS
OPTIONAL	
BEAM	MEDIUM, WIDE
LED COLOUR	2700K, 4000K

* Measures obtained using our standard black reflector. In brackets lumen of the emitting led source.



defender 2 . 55



defender 2 . 70



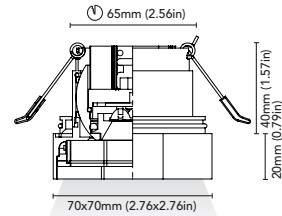
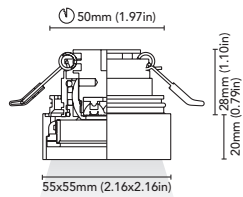
FINISHES	FE	20 23 3 7 8 10 11 15 19 37 39 44 45 49
	I=C	23 20 ● ○ Colour 20 on request
	R	4 ●



defender 2 plus


. 55

. 70



CODE	3486-55-T3W 3486-55-V3W
FIXTURE	ADJUSTABLE DOWNLIGHT
ADJUSTABILITY	▲ 12.5°
LIGHT SOURCE	POWER LED
POWER	MAX 3W + 1,5W (COURTESY)
SUPPLY	T3W: MAX 350mA - Driver not included V3W: 8-32 Vdc - Driver on board COURTESY: 24 Vdc
PROTECTION	V3W: FUSE - POLARITY REVERSE SPIKE FILTER
DIMMABLE	YES
BEAM	NARROW
SCREEN	LENS
LED COLOUR	3000K CRI >90 LMN 217(324)lm* 1mt 1768lx 2mt 442lx 3mt 196lx IP40
IP RATE	IP40
WEIGHT	
MATERIALS	BODY: BRASS ADJUSTABLE SPHERE: STAINLESS STEEL HEATSINK: ALUMINIUM
MOUNTING SYSTEM	WIRE SPRINGS
OPTIONAL	
BEAM	MEDIUM, WIDE
LED COLOUR	2700K, 4000K

CODE	3486-70-T6W 3486-70-V6W
FIXTURE	ADJUSTABLE DOWNLIGHT
ADJUSTABILITY	▲ 12.5°
LIGHT SOURCE	POWER LED
POWER	MAX 6W + 2W (COURTESY)
SUPPLY	T6W: MAX 700mA - Driver not included V6W: 8-32 Vdc - Driver on board COURTESY: 24 Vdc
PROTECTION	V6W: FUSE - POLARITY REVERSE SPIKE FILTER
DIMMABLE	YES
BEAM	NARROW
SCREEN	LENS
LED COLOUR	3000K CRI >90 LMN 325(567)lm* 1mt 2648lx 2mt 662lx 3mt 294lx IP40
IP RATE	IP40
WEIGHT	
MATERIALS	BODY: BRASS ADJUSTABLE SPHERE: STAINLESS STEEL HEATSINK: ALUMINIUM
MOUNTING SYSTEM	WIRE SPRINGS
OPTIONAL	
BEAM	MEDIUM, WIDE
LED COLOUR	2700K, 4000K



defender 2 plus . 55



defender 2 plus . 70

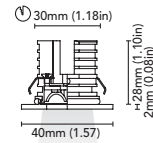
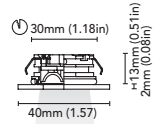


FINISHES	FE	20 23 3 7 8 10 11 15 19 37 39 44 45 49
	I=C	23 20 ● ○ Colour 20 on request
	R	4 ●



izar 1

. 40




CODE	3494-40-T1.5W
FIXTURE	FIXED DOWNLIGHT
ADJUSTABILITY	NO
LIGHT SOURCE	POWER LED
POWER	MAX 1,5W
SUPPLY	MAX 150mA - Driver not included
PROTECTION	
DIMMABLE	YES
BEAM	NARROW
SCREEN	LENS
LED COLOUR	3000K CRI >90
IP RATE	IP65
WEIGHT	
MATERIALS	BODY: BRASS OR STAINLESS STEEL AISI 316 HEATSINK: ALUMINUM
MOUNTING SYSTEM	BAND SPRINGS
OPTIONAL	
LED COLOUR	2700K, 4000K
BEAM	MEDIUM, WIDE

CODE	3494-40-T3W
FIXTURE	FIXED DOWNLIGHT
ADJUSTABILITY	NO
LIGHT SOURCE	POWER LED
POWER	MAX 3W
SUPPLY	MAX 350mA - Driver not included
PROTECTION	
DIMMABLE	YES
BEAM	NARROW
SCREEN	LENS
LED COLOUR	3000K CRI >90
IP RATE	IP65
WEIGHT	
MATERIALS	BODY: BRASS OR STAINLESS STEEL AISI 316 HEATSINK: ALUMINUM
MOUNTING SYSTEM	BAND SPRINGS
OPTIONAL	
LED COLOUR	2700K, 4000K
BEAM	MEDIUM, WIDE



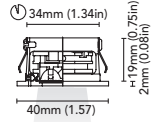
izar 1 . 40





izar 2

. 40



CODE	3495-40-T1.5W
FIXTURE	ADJUSTABLE DOWNLIGHT
ADJUSTABILITY	12.5°
LIGHT SOURCE	POWER LED
POWER	MAX 1,5W
SUPPLY	MAX 150mA - Driver not included
PROTECTION	
DIMMABLE	YES
BEAM	NARROW
SCREEN	LENS
LED COLOUR	3000K CRI >90
IP RATE	IP40
WEIGHT	
MATERIALS	BODY: BRASS OR STAINLESS STEEL AISI 316 HEATSINK: ALUMINUM
MOUNTING SYSTEM	BAND SPRINGS
OPTIONAL	
LED COLOUR	2700K, 4000K
BEAM	MEDIUM, WIDE



izar 2 . 40

FE R

FINISHES FE=R

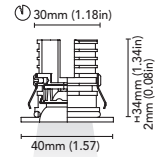
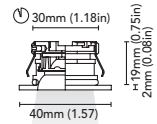
20 23 3 7 8 10 11 15 19 37 39 44 45 49

4 34



izar 3

. 40



CODE	3496-40-T1.5W
FIXTURE	FIXED DOWNLIGHT
ADJUSTABILITY	NO
LIGHT SOURCE	POWER LED
POWER	MAX 1,5W
SUPPLY	MAX 150mA - Driver not included
PROTECTION	
DIMMABLE	YES
BEAM	NARROW
SCREEN	LENS
LED COLOUR	3000K CRI >90
IP RATE	IP65
WEIGHT	
MATERIALS	BODY: BRASS OR STAINLESS STEEL AISI 316 HEATSINK: ALUMINUM
MOUNTING SYSTEM	BAND SPRINGS
OPTIONAL	
LED COLOUR	2700K, 4000K
BEAM	MEDIUM, WIDE

CODE	3496-40-T3W
FIXTURE	FIXED DOWNLIGHT
ADJUSTABILITY	NO
LIGHT SOURCE	POWER LED
POWER	MAX 3W
SUPPLY	MAX 350mA - Driver not included
PROTECTION	
DIMMABLE	YES
BEAM	NARROW
SCREEN	LENS
LED COLOUR	3000K CRI >90
IP RATE	IP65
WEIGHT	
MATERIALS	BODY: BRASS OR STAINLESS STEEL AISI 316 HEATSINK: ALUMINUM
MOUNTING SYSTEM	BAND SPRINGS
OPTIONAL	
LED COLOUR	2700K, 4000K
BEAM	MEDIUM, WIDE



izar 3 . 40

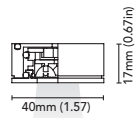


FINISHES	FE=I*	20 23 3 7 8 10 11 15 19 37 39 44 45 49
		4 34
	I*	23 20 "on request FE≠I, I=23 or 20"



izar 4

. 40



CODE	3497-40-T1.5W
FIXTURE	FIXED DOWNLIGHT
ADJUSTABILITY	NO
LIGHT SOURCE	POWER LED
POWER	MAX 1,5W
SUPPLY	MAX 150mA - Driver not included
PROTECTION	
DIMMABLE	YES
BEAM	NARROW
SCREEN	LENS
LED COLOUR	3000K CRI >90
IP RATE	IP65
WEIGHT	
MATERIALS	BODY: BRASS OR STAINLESS STEEL AISI 316 HEATSINK: ALUMINUM
MOUNTING SYSTEM	SCREWS
OPTIONAL	
LED COLOUR	2700K, 4000K
BEAM	MEDIUM, WIDE



izar 4 . 40

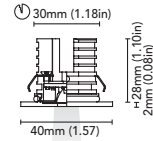
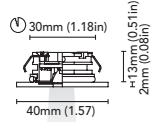


FINISHES	20	23	3	7	8	10	11	15	19	37	39	44	45	49
	4	34												



ross 1

. 40



CODE	3490-40-Z1W
FIXTURE	FIXED DOWNLIGHT
ADJUSTABILITY	NO
LIGHT SOURCE	POWER LED
POWER	MAX 1W
SUPPLY	8-32 Vdc - Driver on board
PROTECTION	FUSE - POLARITY REVERSE SPIKE FILTER
DIMMABLE	YES
BEAM	WIDE
SCREEN	LENS
LED COLOUR	3000K CRI >90
IP RATE	IP65
WEIGHT	
MATERIALS	BODY: BRASS OR STAINLESS STEEL AISI 316 HEATSINK: ALUMINUM
MOUNTING SYSTEM	BAND SPRINGS
OPTIONAL	
LED COLOUR	2700K, 4000K
BEAM	NARROW, MEDIUM


CODE	3490-40-Z2W
FIXTURE	FIXED DOWNLIGHT
ADJUSTABILITY	NO
LIGHT SOURCE	POWER LED
POWER	MAX 2W
SUPPLY	8-32 Vdc - Driver on board
PROTECTION	FUSE - POLARITY REVERSE SPIKE FILTER
DIMMABLE	YES
BEAM	WIDE
SCREEN	LENS
LED COLOUR	3000K CRI >90
IP RATE	IP65
WEIGHT	
MATERIALS	BODY: BRASS OR STAINLESS STEEL AISI 316 HEATSINK: ALUMINUM
MOUNTING SYSTEM	BAND SPRINGS
OPTIONAL	
LED COLOUR	2700K, 4000K
BEAM	NARROW, MEDIUM



ross 1 . 40



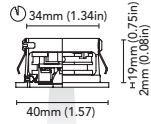
ross 1 . 40





ross 2

. 40



CODE	3491-40-Z1W
FIXTURE	ADJUSTABLE DOWNLIGHT
ADJUSTABILITY	↕ 12.5°
LIGHT SOURCE	POWER LED
POWER	MAX 1W
SUPPLY	8-32 Vdc - Driver on board
PROTECTION	FUSE - POLARITY REVERSE SPIKE FILTER
DIMMABLE	YES
BEAM	WIDE
SCREEN	LENS
LED COLOUR	3000K CRI >90
IP RATE	IP40
WEIGHT	
MATERIALS	BODY: BRASS OR STAINLESS STEEL AISI 316 HEATSINK: ALUMINUM
MOUNTING SYSTEM	BAND SPRINGS
OPTIONAL	
LED COLOUR	2700K, 4000K
BEAM	NARROW, MEDIUM



ross 2 . 40

FINISHES

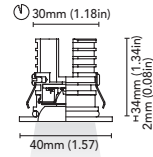
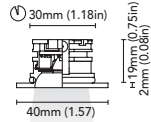
FE=R

4 34



ross 3

. 40



CODE	3492-40-Z1W
FIXTURE	FIXED DOWNLIGHT
ADJUSTABILITY	NO
LIGHT SOURCE	POWER LED
POWER	MAX 1W
SUPPLY	8-32 Vdc - Driver on board
PROTECTION	FUSE - POLARITY REVERSE SPIKE FILTER
DIMMABLE	YES
BEAM	WIDE
SCREEN	LENS
LED COLOUR	3000K CRI >90
IP RATE	IP65
WEIGHT	
MATERIALS	BODY: BRASS OR STAINLESS STEEL AISI 316 HEATSINK: ALUMINUM
MOUNTING SYSTEM	BAND SPRINGS
OPTIONAL	
LED COLOUR	2700K, 4000K
BEAM	NARROW, MEDIUM

CODE	3492-40-Z2W
FIXTURE	FIXED DOWNLIGHT
ADJUSTABILITY	NO
LIGHT SOURCE	POWER LED
POWER	MAX 2W
SUPPLY	8-32 Vdc - Driver on board
PROTECTION	FUSE - POLARITY REVERSE SPIKE FILTER
DIMMABLE	YES
BEAM	WIDE
SCREEN	LENS
LED COLOUR	3000K CRI >90
IP RATE	IP65
WEIGHT	
MATERIALS	BODY: BRASS OR STAINLESS STEEL AISI 316 HEATSINK: ALUMINUM
MOUNTING SYSTEM	BAND SPRINGS
OPTIONAL	
LED COLOUR	2700K, 4000K
BEAM	NARROW, MEDIUM



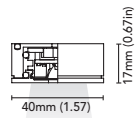
ross 3 . 40

	FINISHES	FE=I*	20	23	3	7	8	10	11	15	19	37	39	44	45	49
		I*	4	34	23	20	"on request FE≠I, I=23 or 20"									



ross 4


. 40



CODE	3493-40-Z1W
FIXTURE	FIXED DOWNLIGHT
ADJUSTABILITY	NO
LIGHT SOURCE	POWER LED
POWER	MAX 1W
SUPPLY	8-32 Vdc - Driver on board
PROTECTION	
DIMMABLE	YES
BEAM	WIDE
SCREEN	
LED COLOUR	3000K CRI >90
IP RATE	IP65
WEIGHT	
MATERIALS	BODY: BRASS OR STAINLESS STEEL AISI 316 HEATSINK: ALUMINUM
MOUNTING SYSTEM	SCREWS
OPTIONAL	
LED COLOUR	2700K, 4000K
BEAM	NARROW, MEDIUM

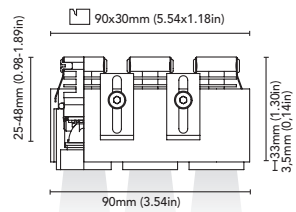


ross 4 . 40






orione



CODE	3487-90-3U2W
FIXTURE	FIXED DOWNLIGHT
ADJUSTABILITY	NO
LIGHT SOURCE	POWER LED
POWER	MAX 3 X 2W
SUPPLY	MAX 700mA - Driver not included
PROTECTION	
DIMMABLE	YES
BEAM	WIDE
SCREEN	LENS
LED COLOUR	3000K CRI >90
IP RATE	IP20
WEIGHT	
MATERIALS	BODY: BRASS OR STAINLESS STEEL HEATSINK: ALUMINIUM
MOUNTING SYSTEM	BRACKETS
OPTIONAL	
LED COLOUR	2700K, 4000K
BEAM	



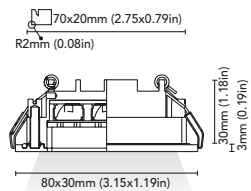
orione

	FINISHES	R	20 23 3 7 8 10 11 15 19 37 39 44 45 49
		FE-C	23 20 ● ○ Colour 20 on request

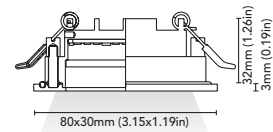


zenit

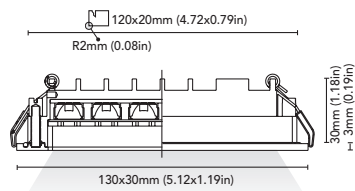
. 80 Z



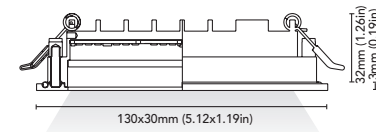
. 80 B



. 130 Z



. 130 B



CODE	3460-80A-Z2W
FIXTURE	FIXED DOWNLIGHT
ADJUSTABILITY	NO
LIGHT SOURCE	POWER LED
POWER	MAX 2W
SUPPLY	16-32 Vdc - Driver on board
PROTECTION	FUSE - POLARITY REVERSE SPIKE FILTER
DIMMABLE	YES
BEAM	MEDIUM
SCREEN	LENS
LED COLOUR	3000K CRI >90
IP RATE	IP65
WEIGHT	
MATERIALS	BODY: BRASS OR STAINLESS STEEL HEATSINK: ALUMINIUM
MOUNTING SYSTEM	WIRE SPRINGS
OPTIONAL	
LED COLOUR	2700K, 4000K
IP RATE	
BEAM	

CODE	3460-80A-B2W
FIXTURE	FIXED DOWNLIGHT
ADJUSTABILITY	NO
LIGHT SOURCE	POWER LED
POWER	MAX 2W
SUPPLY	16-32 Vdc - Driver on board
PROTECTION	FUSE - POLARITY REVERSE SPIKE FILTER
DIMMABLE	YES
BEAM	WIDE
SCREEN	OPAL
LED COLOUR	3000K CRI >90
IP RATE	IP65
WEIGHT	
MATERIALS	BODY: BRASS OR STAINLESS STEEL HEATSINK: ALUMINIUM
MOUNTING SYSTEM	WIRE SPRINGS
OPTIONAL	
LED COLOUR	2700K, 4000K
IP RATE	
BEAM	

CODE	3460-130A-Z4W
FIXTURE	FIXED DOWNLIGHT
ADJUSTABILITY	NO
LIGHT SOURCE	POWER LED
POWER	MAX 4W
SUPPLY	16-32 Vdc - Driver on board
PROTECTION	FUSE - POLARITY REVERSE SPIKE FILTER
DIMMABLE	YES
BEAM	MEDIUM
SCREEN	LENS
LED COLOUR	3000K CRI >90
IP RATE	IP65
WEIGHT	
MATERIALS	BODY: BRASS OR STAINLESS STEEL HEATSINK: ALUMINIUM
MOUNTING SYSTEM	WIRE SPRINGS
OPTIONAL	
LED COLOUR	2700K, 4000K
IP RATE	
BEAM	

CODE	3460-130A-B4W
FIXTURE	FIXED DOWNLIGHT
ADJUSTABILITY	NO
LIGHT SOURCE	POWER LED
POWER	MAX 4W
SUPPLY	16-32 Vdc - Driver on board
PROTECTION	FUSE - POLARITY REVERSE SPIKE FILTER
DIMMABLE	YES
BEAM	WIDE
SCREEN	OPAL
LED COLOUR	3000K CRI >90
IP RATE	IP65
WEIGHT	
MATERIALS	BODY: BRASS OR STAINLESS STEEL HEATSINK: ALUMINIUM
MOUNTING SYSTEM	WIRE SPRINGS
OPTIONAL	
LED COLOUR	2700K, 4000K
IP RATE	
BEAM	



zenit . 80 Z



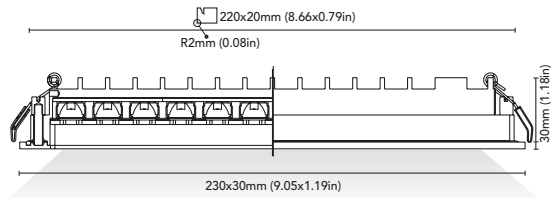
zenit . 80 B

FINISHES	FE BRASS MATERIAL	20 23 3 4 7 8 9 10 11 15 19 34 37 39 44 45 49
	FE STAINLESS STEEL MATERIAL	23 20 4 34
	I	23 20 ● ○ Colour 20 on request

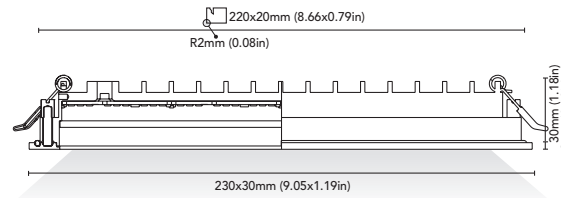


zenit

. 230 Z



. 230 B




CODE	3460-230A-Z8W
FIXTURE	FIXED DOWNLIGHT
ADJUSTABILITY	NO
LIGHT SOURCE	POWER LED
POWER	MAX 8W
SUPPLY	16-32 Vdc - Driver on board
PROTECTION	FUSE - POLARITY REVERSE SPIKE FILTER
DIMMABLE	YES
BEAM	MEDIUM
SCREEN	LENS
LED COLOUR	3000K CRI >90
IP RATE	IP65
WEIGHT	
MATERIALS	BODY: BRASS OR STAINLESS STEEL HEATSINK: ALUMINIUM
MOUNTING SYSTEM	WIRE SPRINGS
OPTIONAL	
LED COLOUR	2700K, 4000K
IP RATE	
BEAM	

CODE	3460-230A-B8W
FIXTURE	FIXED DOWNLIGHT
ADJUSTABILITY	NO
LIGHT SOURCE	POWER LED
POWER	MAX 8W
SUPPLY	16-32 Vdc - Driver on board
PROTECTION	FUSE - POLARITY REVERSE SPIKE FILTER
DIMMABLE	YES
BEAM	WIDE
SCREEN	OPAL
LED COLOUR	3000K CRI >90
IP RATE	IP65
WEIGHT	
MATERIALS	BODY: BRASS OR STAINLESS STEEL HEATSINK: ALUMINIUM
MOUNTING SYSTEM	WIRE SPRINGS
OPTIONAL	
LED COLOUR	2700K, 4000K
IP RATE	
BEAM	



zenit . 230 Z



zenit . 230 B

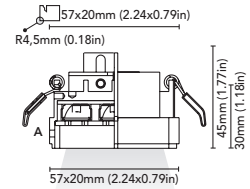
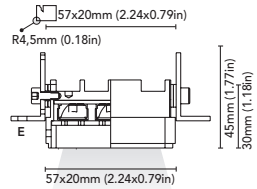


FINISHES	FE BRASS MATERIAL	20 23 3 4 7 8 9 10 11 15 19 34 37 39 44 45 49
	FE STAINLESS STEEL MATERIAL	23 20 4 34
	I	23 20

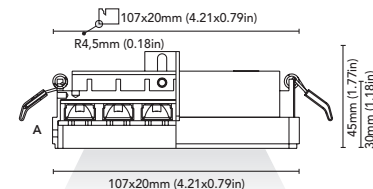
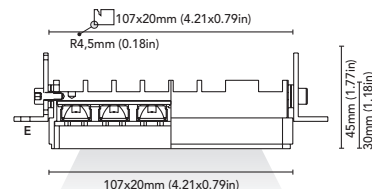


sc nadir

. 57



. 107



CODE	3461-57A-Z2W 3461-57E-Z2W
FIXTURE	FIXED DOWNLIGHT
ADJUSTABILITY	NO
LIGHT SOURCE	POWER LED
POWER	MAX 2W
SUPPLY	16-32 Vdc - Driver on board
PROTECTION	FUSE - POLARITY REVERSE SPIKE FILTER
DIMMABLE	YES
BEAM	MEDIUM
SCREEN	LENS
LED COLOUR	3000K CRI >90
* This rating is guaranteed only if the downlight is properly installed in a watertight built-in.	
IP RATE	IP65 *
WEIGHT	
MATERIALS	BODY: ALUMINIUM HEATSINK: ALUMINIUM
MOUNTING SYSTEM	(A) WIRE SPRINGS (E) BRACKETS
OPTIONAL	
LED COLOUR	2700K - 4000K
IP RATE	
BEAM	

CODE	3461-57A-B2W 3461-57E-B2W
FIXTURE	FIXED DOWNLIGHT
ADJUSTABILITY	NO
LIGHT SOURCE	POWER LED
POWER	MAX 2W
SUPPLY	16-32 Vdc - Driver on board
PROTECTION	FUSE - POLARITY REVERSE SPIKE FILTER
DIMMABLE	YES
BEAM	WIDE
SCREEN	OPAL
LED COLOUR	3000K CRI >90
IP RATE	IP65 *
WEIGHT	
MATERIALS	BODY: ALUMINIUM HEATSINK: ALUMINIUM
MOUNTING SYSTEM	(A) WIRE SPRINGS (E) BRACKETS
OPTIONAL	
LED COLOUR	2700K - 4000K
IP RATE	
BEAM	

CODE	3461-107A-Z4W 3461-107E-Z4W
FIXTURE	FIXED DOWNLIGHT
ADJUSTABILITY	NO
LIGHT SOURCE	POWER LED
POWER	MAX 4W
SUPPLY	16-32 Vdc - Driver on board
PROTECTION	FUSE - POLARITY REVERSE SPIKE FILTER
DIMMABLE	YES
BEAM	MEDIUM
SCREEN	LENS
LED COLOUR	3000K CRI >90
IP RATE	IP65 *
WEIGHT	
MATERIALS	BODY: ALUMINIUM HEATSINK: ALUMINIUM
MOUNTING SYSTEM	(A) WIRE SPRINGS (E) BRACKETS
OPTIONAL	
LED COLOUR	2700K - 4000K
IP RATE	
BEAM	


CODE	3461-107A-B4W 3461-107E-B4W
FIXTURE	FIXED DOWNLIGHT
ADJUSTABILITY	NO
LIGHT SOURCE	POWER LED
POWER	MAX 4W
SUPPLY	16-32 Vdc - Driver on board
PROTECTION	FUSE - POLARITY REVERSE SPIKE FILTER
DIMMABLE	YES
BEAM	WIDE
SCREEN	OPAL
LED COLOUR	3000K CRI >90
IP RATE	IP65 *
WEIGHT	
MATERIALS	BODY: ALUMINIUM HEATSINK: ALUMINIUM
MOUNTING SYSTEM	(A) WIRE SPRINGS (E) BRACKETS
OPTIONAL	
LED COLOUR	2700K - 4000K
IP RATE	
BEAM	



sc nadir . 57 Z



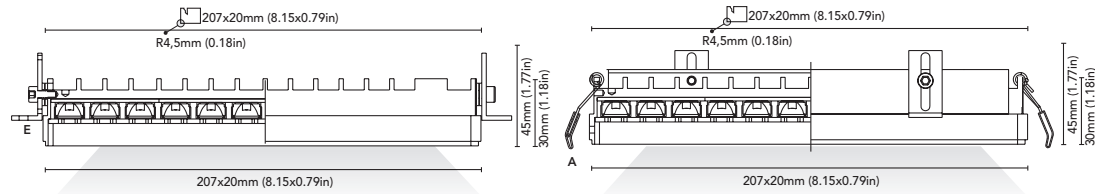
sc nadir . 57 B





sc nadir

. 207



CODE	3461-207A-Z8W 3461-207E-Z8W
FIXTURE	FIXED DOWNLIGHT
ADJUSTABILITY	NO
LIGHT SOURCE	POWER LED
POWER	MAX 8W
SUPPLY	16-32 Vdc - Driver on board
PROTECTION	FUSE - POLARITY REVERSE SPIKE FILTER
DIMMABLE	YES
BEAM	MEDIUM
SCREEN	LENS
LED COLOUR	3000K CRI >90
* This rating is guaranteed only if the downlight is properly installed in a watertight built-in.	
IP RATE	IP65 *
WEIGHT	
MATERIALS	BODY: ALUMINIUM HEATSINK: ALUMINIUM
MOUNTING SYSTEM	(A) WIRE SPRINGS + RECESS MOUNTING BOX (E) BRACKETS
OPTIONAL	
LED COLOUR	2700K, 4000K
IP RATE	
BEAM	


CODE	3461-207A-B8W 3461-207E-B8W
FIXTURE	FIXED DOWNLIGHT
ADJUSTABILITY	NO
LIGHT SOURCE	POWER LED
POWER	MAX 8W
SUPPLY	16-32 Vdc - Driver on board
PROTECTION	FUSE - POLARITY REVERSE SPIKE FILTER
DIMMABLE	YES
BEAM	WIDE
SCREEN	OPAL
LED COLOUR	3000K CRI >90
IP RATE	IP65 *
WEIGHT	
MATERIALS	BODY: ALUMINIUM HEATSINK: ALUMINIUM
MOUNTING SYSTEM	(A) WIRE SPRINGS + RECESS MOUNTING BOX (E) BRACKETS
OPTIONAL	
LED COLOUR	2700K, 4000K
IP RATE	
BEAM	



sc nadir . 207 Z

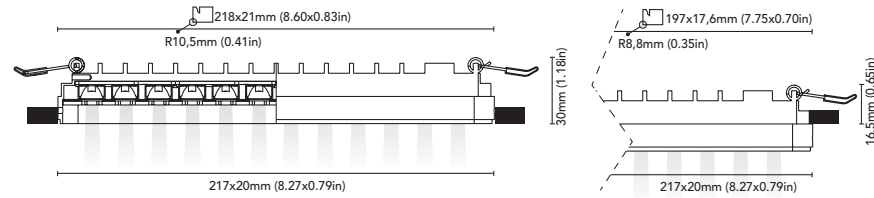


sc nadir . 207 B





shedir



CODE	3488-67A-Z2W 3488-67E-Z2W	3488-117A-Z4W 3488-117E-Z4W	3488-217A-Z8W 3488-217E-Z8W
FIXTURE	FIXED DOWNLIGHT	FIXED DOWNLIGHT	FIXED DOWNLIGHT
ADJUSTABILITY	NO	NO	NO
LIGHT SOURCE	POWER LED	POWER LED	POWER LED
POWER	MAX 2W	MAX 4W	MAX 8W
SUPPLY	16-32 Vdc - Driver on board	16-32 Vdc - Driver on board	16-32 Vdc - Driver on board
PROTECTION	FUSE - POLARITY REVERSE - SPIKE FILTER	FUSE - POLARITY REVERSE - SPIKE FILTER	FUSE - POLARITY REVERSE - SPIKE FILTER
DIMMABLE	YES	YES	YES
BEAM	MEDIUM	MEDIUM	MEDIUM
SCREEN	LENS	LENS	LENS
LED COLOUR	3000K CRI >90	3000K CRI >90	3000K CRI >90
<small>* This rating is guaranteed only if the downlight is properly installed in a watertight built-in.</small>			
IP RATE	IP65 *	IP65 *	IP65 *
WEIGHT			
MATERIALS	BODY: ALUMINUM	BODY: ALUMINUM	BODY: ALUMINUM
MOUNTING SYSTEM	(A) WIRE SPRINGS + RECESS MOUNTING BOX (E) BRACKETS	(A) WIRE SPRINGS + RECESS MOUNTING BOX (E) BRACKETS	(A) WIRE SPRINGS + RECESS MOUNTING BOX (E) BRACKETS
OPTIONAL			
LED COLOUR	2700K, 4000K	2700K, 4000K	2700K, 4000K



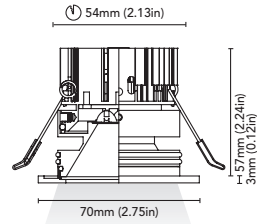
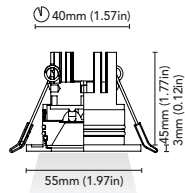
FINISHES	FE=I	20	23
		○	●



cassandra 1

. 55

. 70



CODE	3480-55-T3W 3480-55-V3W
FIXTURE	FIXED DOWNLIGHT
ADJUSTABILITY	NO
LIGHT SOURCE	POWER LED
POWER	MAX 3W
SUPPLY	T3W: MAX 350mA - Driver not included V3W: 8-32 Vdc - Driver on board
PROTECTION	V3W: FUSE - POLARITY REVERSE SPIKE FILTER
DIMMABLE	YES
BEAM	NARROW
SCREEN	CLEAR
LED COLOUR	3000K CRI >90 LMN 217(324)lm 1mt 1768lx 2mt 442lx 3mt 196lx IP66
IP RATE	IP66
WEIGHT	
MATERIALS	BODY: STAINLESS STEEL HEATSINK: ALUMINIUM
MOUNTING SYSTEM	WIRE SPRINGS
OPTIONAL	
LED COLOUR	2700K, 4000K
IP RATE	
BEAM	MEDIUM - WIDE

CODE	3480-70-T6W 3480-70-V6W
FIXTURE	FIXED DOWNLIGHT
ADJUSTABILITY	NO
LIGHT SOURCE	POWER LED
POWER	MAX 6W
SUPPLY	T6W: MAX 700mA - Driver not included V6W: 8-32 Vdc - Driver on board
PROTECTION	V6W: FUSE - POLARITY REVERSE SPIKE FILTER
DIMMABLE	YES
BEAM	NARROW
SCREEN	CLEAR
LED COLOUR	3000K CRI >90 LMN 325(567)lm 1mt 2648lx 2mt 662lx 3mt 294lx IP66
IP RATE	IP66
WEIGHT	
MATERIALS	BODY: STAINLESS STEEL HEATSINK: ALUMINIUM
MOUNTING SYSTEM	WIRE SPRINGS
OPTIONAL	
LED COLOUR	2700K, 4000K
IP RATE	
BEAM	MEDIUM - WIDE



cassandra 1 . 55



cassandra 1 . 70

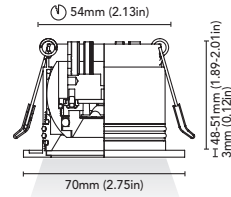
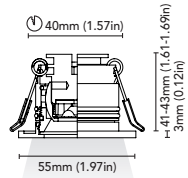
	FINISHES	FE	20	23	4	34
			●	●	●	●
			23	20	Colour 20 on request	
			●	○		



cassandra 2

. 55

. 70



CODE	3481-55-T3W 3481-55-V3W
FIXTURE	ADJUSTABLE DOWNLIGHT
ADJUSTABILITY	▲ 12.5°
LIGHT SOURCE	POWER LED
POWER	MAX 3W
SUPPLY	T3W: MAX 350mA - Driver not included V3W: 16-32 Vdc - Driver on board
PROTECTION	V3W: FUSE - POLARITY REVERSE SPIKE FILTER
DIMMABLE	YES
BEAM	NARROW
SCREEN	CLEAR
LED COLOUR	3000K CRI >90 LMN 217(324)lm 1mt 1768lx 2mt 442lx 3mt 196lx
IP RATE	IP66
WEIGHT	
MATERIALS	BODY: STAINLESS STEEL ADJUSTABLE SPHERE: STAINLESS STEEL HEATSINK: ALUMINIUM
MOUNTING SYSTEM	WIRE SPRINGS
OPTIONAL	
LED COLOUR	2700K, 4000K
IP RATE	
BEAM	MEDIUM - WIDE

CODE	3481-70-T6W 3481-70-V6W
FIXTURE	ADJUSTABLE DOWNLIGHT
ADJUSTABILITY	▲ 12.5°
LIGHT SOURCE	POWER LED
POWER	MAX 6W
SUPPLY	T6W: MAX 700mA - Driver not included V6W: 16-32 Vdc - Driver on board
PROTECTION	V6W: FUSE - POLARITY REVERSE SPIKE FILTER
DIMMABLE	YES
BEAM	NARROW
SCREEN	CLEAR
LED COLOUR	3000K CRI >90 LMN 325(567)lm 1mt 2648lx 2mt 662lx 3mt 294lx
IP RATE	IP66
WEIGHT	
MATERIALS	BODY: STAINLESS STEEL ADJUSTABLE SPHERE: STAINLESS STEEL HEATSINK: ALUMINIUM
MOUNTING SYSTEM	WIRE SPRINGS
OPTIONAL	
LED COLOUR	2700K, 4000K
IP RATE	
BEAM	MEDIUM - WIDE



cassandra 2 . 55



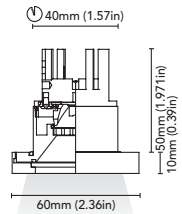
cassandra 2 . 70

	FE	20 ● 23 ● 4 ● 34 ●
	R	4 ●
	I	23 ● 20 ○ Colour 20 on request

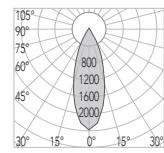


urano

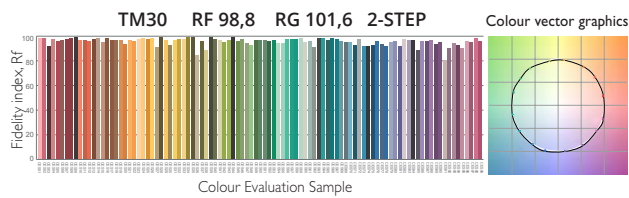
. 60



CODE	3434-60-E6W 3434-60-F6W 3434-60V-E6W 3434-60V-F6W
FIXTURE	FIXED DOWNLIGHT
ADJUSTABILITY	NO
LIGHT SOURCE	POWER LED
POWER	MAX 6W
SUPPLY	E6W: MAX 350mA - Driver not included F6W: 16-32 Vdc - Driver on board
PROTECTION	FUSE - POLARITY REVERSE SPIKE FILTER
DIMMABLE	YES
BEAM	MEDIUM
SCREEN	LENS+ANTI GLARE BLACK HONEYCOMB LOUVER
LED COLOUR	3000K
<small>* Measures obtained using our standard black reflector with black honeycomb and satin lens. In brackets lumen of the emitting led source.</small>	CRI TYP98 LMN 180(578)lm* 1mt 432lx 2mt 108lx 3mt 48lx
IP RATE	IP66
WEIGHT	
MATERIALS	BODY: STAINLESS STEEL HEATSINK: ALUMINIUM
MOUNTING SYSTEM	SCREWS
OPTIONAL	
LED COLOUR	2700K, 4000K



* This colour evaluation sample refers only to product with CRI typ 98.



urano . 60



urano . 60V

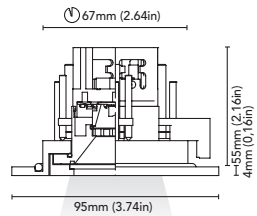


FINISHES	FE	20	23	4	34
	I	23	20	Colour 20 on request	

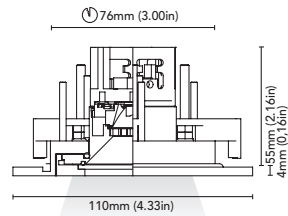


ring 2

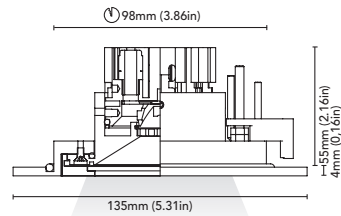
. 95



. 110




. 135



CODE	9000-RING2-95 X URANO 60
FIXTURE	FRAME FOR URANO SERIES
MATERIALS	STAINLESS STEEL AISI 316
MOUNTING SYSTEM	SCREWS

CODE	9000-RING2-110 X URANO 70
FIXTURE	FRAME FOR URANO SERIES
MATERIALS	STAINLESS STEEL AISI 316
MOUNTING SYSTEM	SCREWS


CODE	9000-RING2-135 X URANO 90
FIXTURE	FRAME FOR URANO SERIES
MATERIALS	STAINLESS STEEL AISI 316
MOUNTING SYSTEM	SCREWS



ring 2 - 95, 110, 135

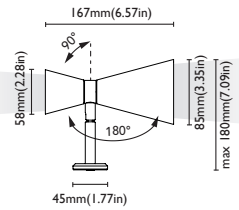


urano - 90 frame ring 2 - 135





vega 1



CODE	2190-N-2B2W
FIXTURE	WALL LAMP
ADJUSTABILITY	YES
LIGHT SOURCE	POWER LED
POWER	2 X MAX 2W
SUPPLY	8-32 Vdc - Driver on board
PROTECTION	FUSE - POLARITY REVERSE SPIKE FILTER
DIMMABLE	YES
BEAM	WIDE
SCREEN	FROSTED
LED COLOUR	3000K CRI >90
IP RATE	IP40
WEIGHT	
MATERIALS	BODY: BRASS
MOUNTING SYSTEM	SCREWS
OPTIONAL LED COLOUR	2700K, 4000K

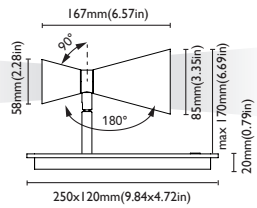


vega 1

	FINISHES	FE	20 23 3 7 8 10 11 15 19 37 39 44 45 49
	I		23 20 ● ○ Colour 20 on request



vega 2



CODE	2191-T-2B2W
FIXTURE	WALL LAMP
ADJUSTABILITY	YES
LIGHT SOURCE	POWER LED
POWER	2 X MAX 2W
SUPPLY	8-32 Vdc - Driver on board
PROTECTION	FUSE - POLARITY REVERSE SPIKE FILTER
DIMMABLE	NO
BEAM	WIDE
SCREEN	FROSTED
LED COLOUR	3000K CRI >90
IP RATE	IP40
WEIGHT	
MATERIALS	BODY: BRASS
MOUNTING SYSTEM	SCREWS
SWITCH	TOUCH
OPTIONAL	
LED COLOUR	2700K, 4000K



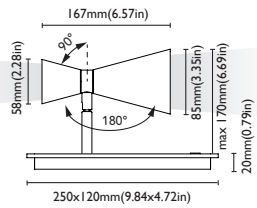
vega 2



FINISHES	FE	20 23 3 7 8 10 11 15 19 37 39 44 45 49
	I	23 20 ● ○ Colour 20 on request



vega 2 plus



CODE	2192-T-2B2W
FIXTURE	WALL LAMP
ADJUSTABILITY	YES
LIGHT SOURCE	POWER LED
POWER	2 X MAX 2W + 4,5W (BACKLIGHT)
SUPPLY	B2W: 8-32 VDC - Driver on board BACKLIGHT: 24VDC
PROTECTION	FUSE - POLARITY REVERSE SPIKE FILTER
DIMMABLE	NO
BEAM	WIDE
SCREEN	FROSTED
LED COLOUR	3000K CRI >90
IP RATE	IP40
WEIGHT	
MATERIALS	BODY: BRASS
MOUNTING SYSTEM	SCREWS
SWITCH	TOUCH
OPTIONAL LED COLOUR	2700K, 4000K

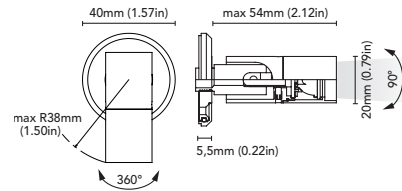


FINISHES	FE	20 23 3 7 8 10 11 15 19 37 39 44 45 49
	I	23 20 ● ○ Colour 20 on request





sirio



CODE	2187-N-Z1W
FIXTURE	READING LAMP
ADJUSTABILITY	YES
LIGHT SOURCE	POWER LED
POWER	MAX 1W
SUPPLY	16-32 Vdc - Driver on board
PROTECTION	FUSE - POLARITY REVERSE SPIKE FILTER
DIMMABLE	YES
BEAM	WIDE
SCREEN	LENS
LED COLOUR	3000K CRI >90
IP RATE	IP40
WEIGHT	
MATERIALS	BODY: BRASS
MOUNTING SYSTEM	SCREWS
OPTIONAL	
LED COLOUR	2700K, 4000K



sirio

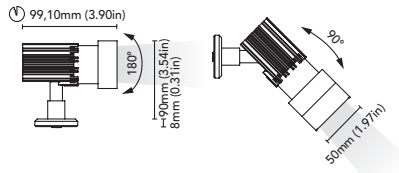
FINISHES

FE

3 7 8 10 11 15 19 37 39 44 45 49



rigel



CODE	2188-N-V6W
FIXTURE	READING LAMP
ADJUSTABILITY	YES
LIGHT SOURCE	POWER LED
POWER	MAX 6W
SUPPLY	8-32 Vdc - Driver on board
PROTECTION	FUSE - POLARITY REVERSE SPIKE FILTER
DIMMABLE	YES
BEAM	NARROW
SCREEN	LENS+ANTIGLARE BLACK HONEYCOMB LOUVER
LED COLOUR	3000K CRI >90
IP RATE	IP40
WEIGHT	
MATERIALS	BODY: BRASS
MOUNTING SYSTEM	SCREWS
OPTIONAL	
LED COLOUR	2700K, 4000K



rigel



FINISHES	FE	20 23 3 7 8 10 11 15 19 37 39 44 45 49
	I	23 20 ● ○ Colour 20 on request

TYM

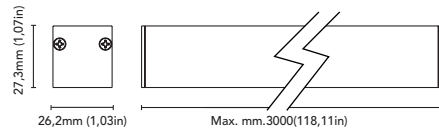
TYM (TrackYou Manage) è un sistema di illuminazione lineare, completa di accessori (giunti lineari, angolari etc) ed elementi illuminanti che sono veri gioielli di design e che ne garantiscono l'originalità. La funzionalità è caratterizzata da adattatori che permettono l'installazione e lo spostamento degli elementi illuminati all'interno del binario elettrificato con semplice pressione sulla guida e rotazione delle alette di fissaggio. Un sistema di illuminazione che si può cambiare a piacimento ogni giorno, con estrema facilità!

TYM (Track You Manage) is a linear lighting system combining a full range of accessories (linear and angular joints, etc.) with highly original lighting elements boasting a striking design. Functionality is provided by adaptors that allow the lighting elements to be installed or repositioned on the electrified track by means of applying simple pressure on the guide and rotating the winged fixing nuts. A lighting system that is very easy to modify on a daily basis.

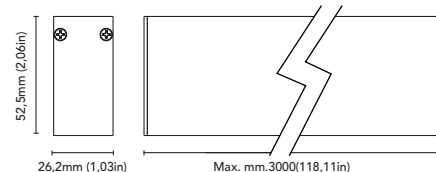


tym track

1



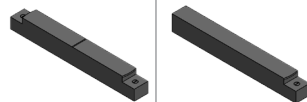
3



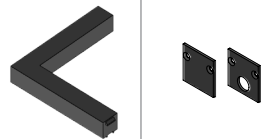
tym track 1

CODE	5460-T1C1MT 5460-T1C2MT 5460-T1C3MT
FIXTURE	ELECTRIFIED TRACK
MAXIMUM RATED CURRENT AND VOLTAGE	15A 60Vdc
IP RATE	IP20
WEIGHT	
MATERIALS	ALUMINIUM
MOUNTING SYSTEM	BRACKETS NR. 2/MT INCLUDED


ACCESSORIES **5460-9503** **5460-9501**



5460-9511 **5460-T1MEC**

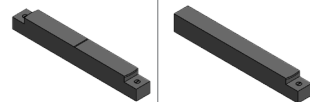


5460-S323 **5460-C51L**

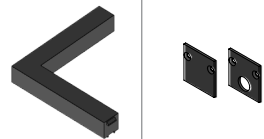


5460-T3C1MT 5460-T3C2MT 5460-T3C3MT
ELECTRIFIED TRACK
15A 60Vdc
IP20
ALUMINIUM
BRACKETS NR. 2/MT INCLUDED


5460-9503 **5460-9501**



5460-9511 **5460-T1MEC**



5460-S323 **5460-C53L**



tym track 3



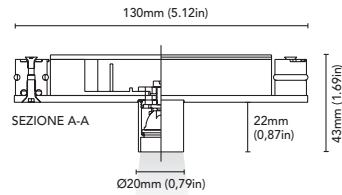
FINISHES

23

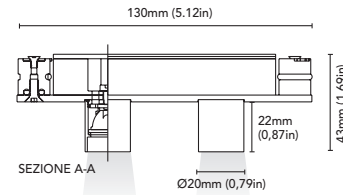


tym cara

1



2



CODE	5463-130-Z1W
FIXTURE	FIXED SPOTLIGHTS
ADJUSTABILITY	NO
LIGHT SOURCE	POWER LED
POWER	1 X 1W @ 24Vdc
SUPPLY	16-32 Vdc - Driver on board
PROTECTION	FUSE - POLARITY REVERSE SPIKE FILTER
DIMMABLE	YES
BEAM	WIDE
SCREEN	LENS
LED COLOUR	3000K
CRI	>80
LMN	1mt 2mt 3mt
IP RATE	IP40
WEIGHT	
MATERIALS	ADAPTOR: POLYCARBONATE SPOTLIGHT: BRASS
MOUNTING SYSTEM	INSERTION ON THE TYM 1-3 SERIES TRACK
OPTIONAL LED COLOUR	2700K - 4000K
IP RATE	


CODE	5463-130-Z21W
FIXTURE	FIXED SPOTLIGHTS
ADJUSTABILITY	NO
LIGHT SOURCE	POWER LED
POWER	2 X 1W @ 24Vdc
SUPPLY	16-32 Vdc - Driver on board
PROTECTION	FUSE - POLARITY REVERSE SPIKE FILTER
DIMMABLE	YES
BEAM	WIDE
SCREEN	LENS
LED COLOUR	3000K
CRI	>80
LMN	1mt 2mt 3mt
IP RATE	IP40
WEIGHT	
MATERIALS	ADAPTOR: POLYCARBONATE SPOTLIGHT: BRASS
MOUNTING SYSTEM	INSERTION ON THE TYM 1-3 SERIES TRACK
OPTIONAL LED COLOUR	2700K - 4000K
IP RATE	



tym cara 1



tym cara 2

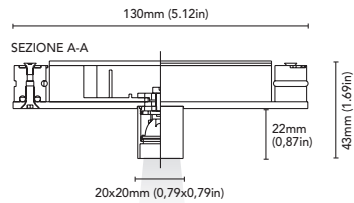


FINISHES	FE=R	20 23 3 7 8 10 11 15 19 37 39 44 45 49
	C	23

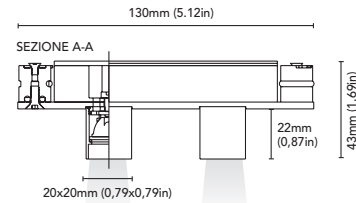


tym mira

1



2



CODE	5466-130-Z1W
FIXTURE	FIXED SPOTLIGHTS
ADJUSTABILITY	NO
LIGHT SOURCE	POWER LED
POWER	1 X 1W @ 24Vdc
SUPPLY	16-32 Vdc - Driver on board
PROTECTION	FUSE - POLARITY REVERSE SPIKE FILTER
DIMMABLE	YES
BEAM	WIDE
SCREEN	LENS
LED COLOUR	3000K
CRI	>80
LMN	1mt 2mt 3mt
IP RATE	IP40
WEIGHT	
MATERIALS	ADAPTOR: POLYCARBONATE SPOTLIGHT: BRASS
MOUNTING SYSTEM	INSERTION ON THE TYM 1-3 SERIES TRACK
OPTIONAL LED COLOUR	2700K - 4000K
OPTIONAL IP RATE	


CODE	5466-130-Z21W
FIXTURE	FIXED SPOTLIGHTS
ADJUSTABILITY	NO
LIGHT SOURCE	POWER LED
POWER	2 X 1W @ 24Vdc
SUPPLY	16-32 Vdc - Driver on board
PROTECTION	FUSE - POLARITY REVERSE SPIKE FILTER
DIMMABLE	YES
BEAM	WIDE
SCREEN	LENS
LED COLOUR	3000K
CRI	>80
LMN	1mt 2mt 3mt
IP RATE	IP40
WEIGHT	
MATERIALS	ADAPTOR: POLYCARBONATE SPOTLIGHT: BRASS
MOUNTING SYSTEM	INSERTION ON THE TYM 1-3 SERIES TRACK
OPTIONAL LED COLOUR	2700K - 4000K
OPTIONAL IP RATE	



tym mira 1



tym mira 2



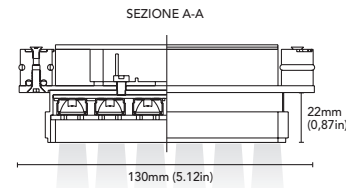
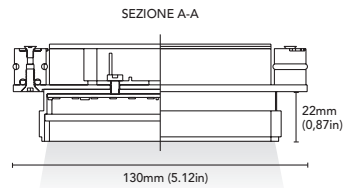
FINISHES	FE=R	20 23 3 7 8 10 11 15 19 37 39 44 45 49
	C	23



tym nadir

B

Z



CODE	5462-130-B5W
FIXTURE	LONG LIGHTING ELEMENT
ADJUSTABILITY	NO
LIGHT SOURCE	POWER LED
POWER	5W @24Vdc
SUPPLY	16-32 Vdc - Driver on board
PROTECTION	FUSE - POLARITY REVERSE SPIKE FILTER
DIMMABLE	YES
BEAM	WIDE
SCREEN	OPAL
LED COLOUR	3000K CRI >80
IP RATE	IP40
WEIGHT	
MATERIALS	BODY: ALUMINIUM ADAPTOR: POLYCARBONATE
MOUNTING SYSTEM	INSERTION ON THE TYM 1-3 SERIES TRACK
OPTIONAL MATERIALS	BODY: BRASS
LED COLOUR	2700K - 4000K
IP RATE	

CODE	5462-130-Z5W
FIXTURE	LONG LIGHTING ELEMENT
ADJUSTABILITY	NO
LIGHT SOURCE	POWER LED
POWER	5W @ 24Vdc
SUPPLY	16-32 Vdc - Driver on board
PROTECTION	FUSE - POLARITY REVERSE SPIKE FILTER
DIMMABLE	YES
BEAM	MEDIUM
SCREEN	LENS
LED COLOUR	3000K CRI >80
IP RATE	IP40
WEIGHT	
MATERIALS	BODY: ALUMINIUM ADAPTOR: POLYCARBONATE
MOUNTING SYSTEM	INSERTION ON THE TYM 1-3 SERIES TRACK
OPTIONAL MATERIALS	BODY: BRASS
LED COLOUR	2700K - 4000K
IP RATE	



tym nadir 130 B



tym nadir 130 Z CUSTOM FINISH

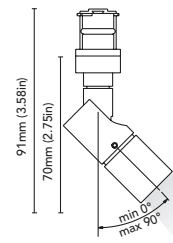


FINISHES	R=C	20	23
		○	●

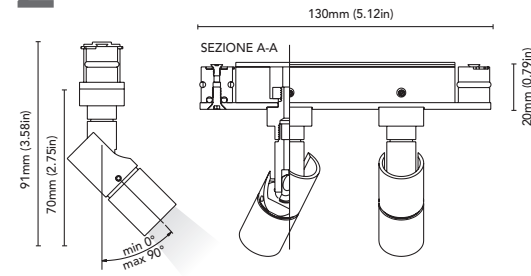


tym sirio

1



2



CODE	5464-130-Z1W
FIXTURE	FIXED SPOTLIGHTS
ADJUSTABILITY	YES
LIGHT SOURCE	POWER LED
POWER	1 X 1W @ 24Vdc
SUPPLY	16-32 Vdc - Driver on board
PROTECTION	FUSE - POLARITY REVERSE SPIKE FILTER
DIMMABLE	YES
BEAM	WIDE
SCREEN	LENS
LED COLOUR	3000K
	CRI >80
	LMN
	1mt
	2mt
	3mt
IP RATE	IP40
WEIGHT	
MATERIALS	ADAPTOR: POLYCARBONATE SPOTLIGHT: BRASS
MOUNTING SYSTEM	INSERTION ON THE TYM 1-3 SERIES TRACK
OPTIONAL	
LED COLOUR	2700K - 4000K
IP RATE	

CODE	5464-130-2Z1W
FIXTURE	FIXED SPOTLIGHTS
ADJUSTABILITY	YES
LIGHT SOURCE	POWER LED
POWER	2 X 1W @ 24Vdc
SUPPLY	16-32 Vdc - Driver on board
PROTECTION	FUSE - POLARITY REVERSE SPIKE FILTER
DIMMABLE	YES
BEAM	WIDE
SCREEN	LENS
LED COLOUR	3000K
	CRI >80
	LMN
	1mt
	2mt
	3mt
IP RATE	IP40
WEIGHT	
MATERIALS	ADAPTOR: POLYCARBONATE SPOTLIGHT: BRASS
MOUNTING SYSTEM	INSERTION ON THE TYM 1-3 SERIES TRACK
OPTIONAL	
LED COLOUR	2700K - 4000K
IP RATE	



tym sirio 1



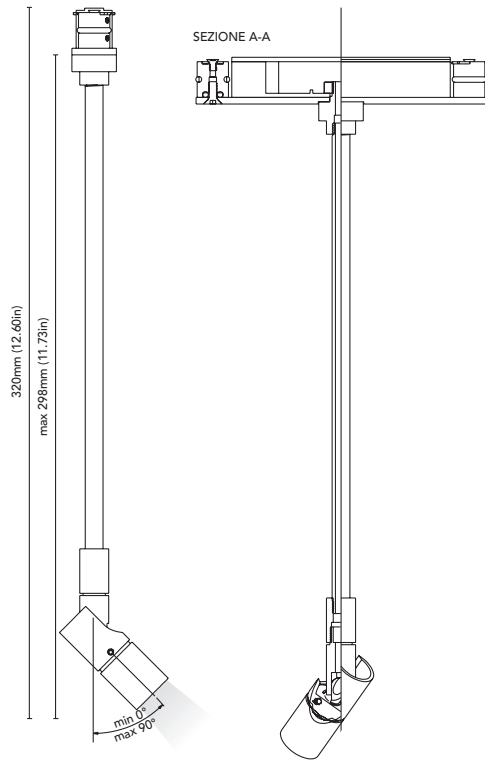
tym sirio 2



FINISHES	FE=R	3 7 8 10 11 15 19 37 39 44 45 49
	C	23



tym antares



CODE	5465-130-Z1W
FIXTURE	FIXED SPOTLIGHTS
ADJUSTABILITY	YES
LIGHT SOURCE	POWER LED
POWER	1 X 1W @ 24Vdc
SUPPLY	16-32 Vdc - Driver on board
PROTECTION	FUSE - POLARITY REVERSE SPIKE FILTER
DIMMABLE	YES
BEAM	WIDE
SCREEN	LENS
LED COLOUR	3000K CRI >80 LMN 1mt 2mt 3mt
IP RATE	IP40
WEIGHT	
MATERIALS	ADAPTOR: POLYCARBONATE SPOTLIGHT: BRASS
MOUNTING SYSTEM	INSERTION ON THE TYM 1-3 SERIES TRACK
OPTIONAL LED COLOUR	2700K - 4000K
IP RATE	



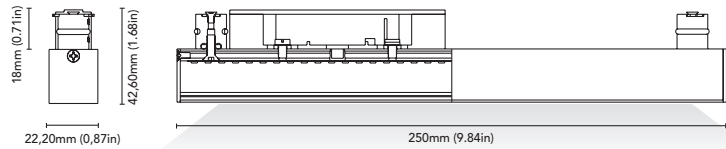
FINISHES	FE=R	3 7 8 10 11 15 19 37 39 44 45 49
	C	23

tym antares





tym blade seven



CODE	5461-250-B15W
FIXTURE	LIGHTING PROFILE WITH ADAPTOR FOR TRACK 1-3
ADJUSTABILITY	NO
LIGHT SOURCE	POWER LED
POWER	15W @ 24Vdc
SUPPLY	16-32 Vdc
PROTECTION	FUSE - POLARITY REVERSE SPIKE FILTER
DIMMABLE	YES
BEAM	WIDE
SCREEN	OPAL
LED COLOUR	3000K CRI >80
IP RATE	IP40
WEIGHT	
MATERIALS	ADAPTOR: POLYCARBONATE PROFILE: ALUMINIUM COVER: METACRYLATE
MOUNTING SYSTEM	INSERTION ON THE TYM TRACK
OPTIONAL LED COLOUR	2700K - 4000K
SCREEN	



tym blade seven O

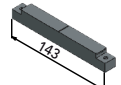
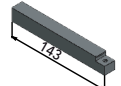
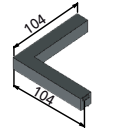



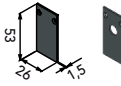
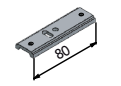
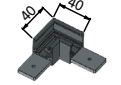
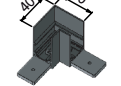
FINISHES

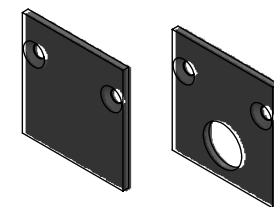
23

Serie di accessori per TYM track 1 e TYM track 3.

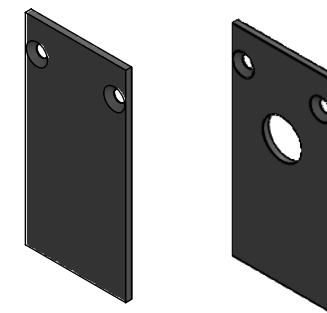
Accessories series for the TYM track 1 and the TYM track 3.

CODICE	DESCRIZIONE/DESCRIPTION	mm (inch)
5460-9503	Giunto interno lineare elettrificato Corrente e tensione nominali massime 15A 60Vdc Materiale: policarbonato bianco o nero <i>Internal electric linear joint</i> <i>Maximum rated current and voltage 15A 60Vdc</i> <i>Material: polycarbonate white or black</i>	 143mm (5,62in)
5460-9501	Testata interna di alimentazione Corrente e tensione nominali massime 15A 60Vdc Materiale: policarbonato bianco o nero <i>Internal power supply connector</i> <i>Maximum rated current and voltage 15A 60Vdc</i> <i>Material: polycarbonate white or black</i>	 143mm (5,62in)
5460-9511	Testata di alimentazione angolare/giunto interno angolare Corrente e tensione nominali massime 15A 60Vdc Materiale: policarbonato bianco o nero <i>Power supply angular connector/internal angular joint</i> <i>Maximum rated current and voltage 15A 60Vdc</i> <i>Material: polycarbonate white or black</i>	 104x104mm (4,09x4,09in)

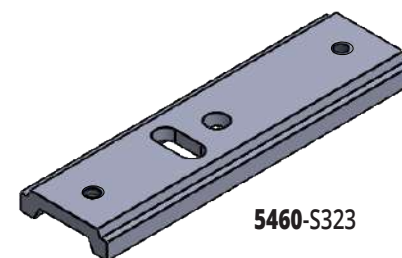
CODICE	DESCRIZIONE/DESCRIPTION	mm (inch)
5460-TR1_MEC	Coppia di tappi per track 1 Materiale: alluminio laccato bianco o nero <i>Couple of caps for track 1</i> <i>Material: aluminium white or black laquered</i>	 27x26x1,5mm (1,06x1,02x0,06in)
5460-TR3_MEC	Coppia di tappi per track 3 Materiale: alluminio laccato bianco o nero <i>Couple of caps for track 3</i> <i>Material: aluminium white or black laquered</i>	 53x26x1,5mm (2,08x1,02x0,06in)
5460-S323	Staffa per fissaggio track 1-3 Materiale: alluminio <i>Fixing bracket track 1-3</i> <i>Material: aluminium</i>	 80mm (3,15in)
5460-C51L	Giunto angolare per track 1 Materiale: alluminio laccato bianco o nero <i>Angular joint for track 1</i> <i>Material: aluminium white or black laquered</i>	 40x40mm (1,57x1,57in)
5460-C53L	Giunto angolare per track 3 Materiale: alluminio laccato bianco o nero <i>Angular joint for track 3</i> <i>Material: aluminium white or black laquered</i>	 40x40mm (1,57x1,57in)



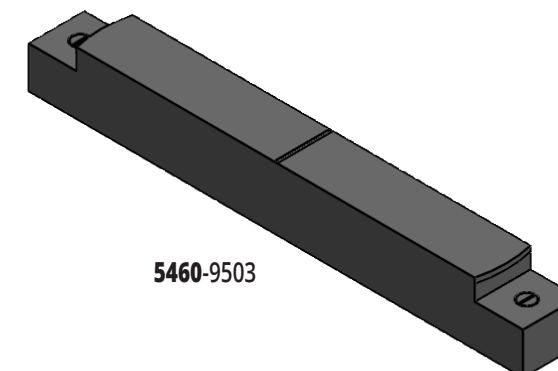
5460-TR1_MEC



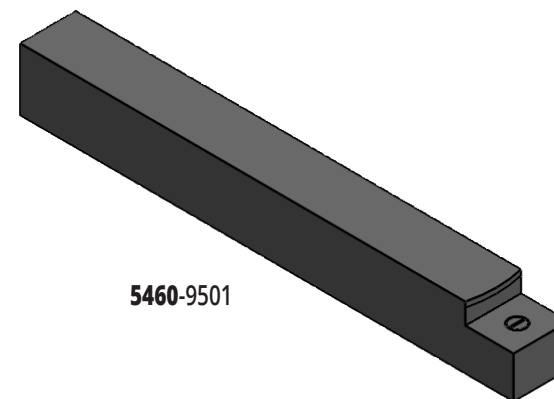
5460-TR3_MEC



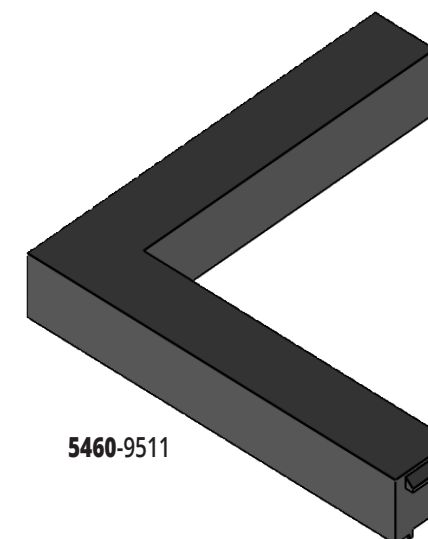
5460-S323



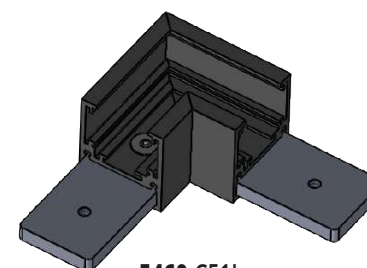
5460-9503



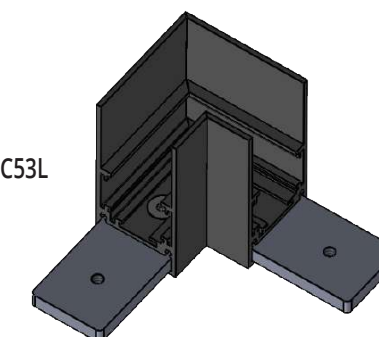
5460-9501



5460-9511



5460-C51L



5460-C53L

Desideriamo ringraziare tutti coloro che nella lunga storia della nostra azienda hanno contribuito con capacità, serietà e impegno a fare del marchio BCM il riferimento di eccellenza nella produzione di apparecchi per illuminazione. Un successo la cui parte integrante sono i nostri clienti, tra i più prestigiosi cantieri e designers nel settore della nautica, importanti architetti e operatori nel settore residenziale e "contract", che continuano a privilegiare la scelta dei nostri prodotti ritenendoli esempio di stile, affidabilità e sicurezza.

We wish to thank all those who in the long history of our company have contributed with ability, professionalism and commitment towards making the BCM brand a landmark of excellence in the production of lighting fixtures. Our customers, who form an integral part of our success and include the most prestigious shipyards and designers in the nautical field, as well as important architects and operators in the residential and "contract" sectors, continue to prefer our range of products for their cutting-edge style, reliability and safety.



Nice to see you

L'azienda si riserva il diritto, in qualsiasi momento e senza preavviso, di eliminare gli articoli che riterrà opportuno e/o di apportare tutte le modifiche atte a migliorare il prodotto. Non può inoltre assumersi responsabilità per eventuali inesattezze del presente catalogo dovute ad errori di stampa, trascrizione e traduzione.

The company reserves, at any moment and without prior notice, the right to discontinue producing or to modify whichever item with the purpose of improving quality. The company can not take the responsibility for any errors present in this catalogue due to misprint, mistakes in copying and translation.

BCM illuminazione srl

Via G. Pastore, 2
55041 Capezzano Pianore
Lucca · Italia
Tel. +39 0584 969632
Fax +39 0584 969578

www.bcmilluminazione.com
info@bcmilluminazione.com

Art Direction and Supervision
GERECON ITALIA · Edoardo Brogini

Printed in Italy
LRC Printing

©BCM illuminazione 2022



