

NOVA DAVIT™ & NOVA LIFT™

NOVA DAVIT™

The **Nova Davit™** system represents the "State of the Art" for styling and function. Versatile mounting designs assure a perfect fit with an offshore strength standard. Like all Nova products, a very high standard of finish will make the right statement about your boat. The neat folding feature stows the davit system flush with your boat's stern. The maximum safe working load is 350 lbs. per pair (175 lbs. per arm).

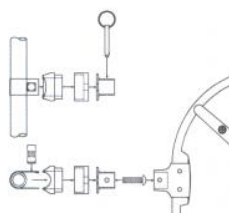


Light Weight, Strong, all 304 Stainless Steel Davits, with New Attractive Lines.

Nova Davit™ Conveniently folds inwards to maintain boat slip length or remove them completely for stowage or racing.

350 lbs. Safe Working Load per Pair

Part No.	Model No.
153302	Nova Davit™
153447	Optional 1-1/4 Rail Mount Kit



Fits rails from 23" to 32" high



NOVA LIFT™

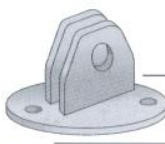
Forespar's Nova products combine elegant styling with superb strength and function. The Patented Nova Lifts use internally led purchase to keep the lifting arm centered over the load. Other brands swing left and right without control. Another valuable feature is the internal lead to your cockpit winch where you have loads of lifting power to make the job easy! **No external block & tackle.**

Nova Lift™ comes with a stainless steel lower mounting tube that will accommodate 30" height rails. Vessels with rails higher than 30" will require the use of a deck pad (not included) to raise the installation to the proper height.

The **Nova Lift™** with winch is ideal for trawlers and motor yachts where sailboat winches are not available.

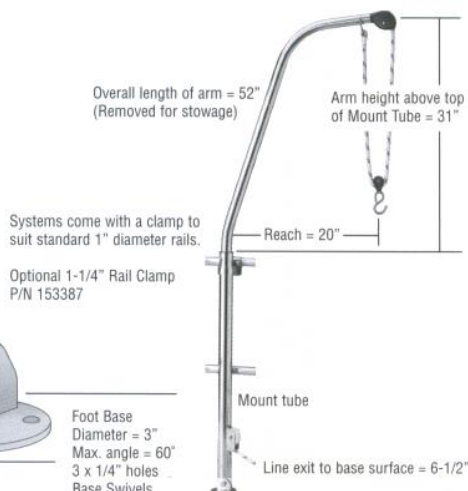
Part No.	Description
153311	Nova Lift™
153312	Nova Lift™ With Winch
153308	Outboard Motor Sling
153387	1-1/4" Rail Adaptor
153303	Plastic Outboard Motor Mount - 1" Rail
153318	2-5" Optional Stand Off Bracket

Stand Off Bracket



Foot Base
Diameter = 3"
Max. angle = 60°
3 x 1/4" holes
Base Swivels

220 lbs. Maximum Load



Nova Lift™

Nova Lift™ With Winch

