

A universe of solutions for
Eikon Evo, Eikon Exé, Eikon Chrome,
Arké, Idea, Plana and Neve.



CUSTOMISATION

We transform every design into an iconic design.

Identity and intuitivity.

To comply with the market exclusivity and the new design trends, Vimar offers customised solutions for you:

- **to enhance the project of the architect or interior designer** with tailor-made product;
- **satisfying new design trends** that are not yet included in the catalogue but are requested by designers;
- **blend** lighting device into the furnishing designs and colour of the walls to ensure full coordination of the architectural design.

To do this, there are a number of possibilities for customisation:

- **choice of special RAL colours**, with gloss or matt finish, for **Eikon Evo** (varnished aluminium), **Eikon Exé** (varnished metal), **Eikon Chrome** (varnished metal) and **Arké** (varnished metal) cover plates; alternatively it is possible to choose **colours already available** for other Vimar series (PORTING);
- **customisation of the external and internal frame** for Eikon Evo and Eikon Chrome;
- **customisation of the cover plate with logotype.**

1

Cover plate varnished with RAL K7 Classic

For **Eikon Evo** varnished aluminium, **Eikon Exé** varnished metal, **Eikon Chrome** varnished metal and **Arké** varnished metal cover plates, it is possible to choose not only the colours already available in the catalogue but also any **colour in the RAL K7 Classic range** in **gloss** or **matt** finish (except fluorescent colours 1026, 2005, 2007, 3024, 3026, 6038).



Alternatively, other than RAL paints it is possible to choose from some of the colours available for other Vimar series (PORTING):

EIKON EXÉ	.01	Matt white
	.02	Next
	.03	Anthracite grey
EIKON CHROME	.04	Imperial red
	.06	Toledo blue
	.07	Champagne
	.08	Titanium
	.09	Atlantic grey
	.10	Metallic silver
	.11	Siena
	.12	Anthracite
	.14	Matt metallic titanium
ARKÉ	.01	Matt graphite
	.02	Matt slate
	.03	Silver
	.04	Matt titanium
	.05	Matt pearl
	.06	Polar
	.13	Matt champagne
	.22	Slate
	.23	Matt silver
	.24	Matt bronze
	.26	Polar matt
PLANA	.70	Metallic bronze
	.71	Metallic silver
	.72	Metallic green
	.73	Metallic blue

2

Customisation of internal and external frame

- Internal and external frame, also in different colours, for Eikon Evo;
- internal and external frame in the same colour for Eikon Chrome;
- the available colours are: anthracite grey, white, Next, chrome and gold.





Eikon Exé



Eikon Evo



Arké Round



Plana



Idea



Neve

3

Cover plate customisation with logotype

Using laser technology and digital printing it is possible **to reproduce any logotype on the cover plate**, indelibly and permanently.



4

Control customisations

Vimar laser technology is used to reproduce any symbol on device buttons, accurately and with an indelible guarantee, even for minimum quantities. Symbol libraries are available for every series with pictograms identifying the main functions of conventional or home automation controls.

The advantages of laser technology are:

- indelible and permanent engraving;
- highly accurate reproduction of even the finest lines or complex subjects;
- service available even for minimum quantities;
- possibility to re-order the same customisation at different times with identical results.

Limits of reproduction:

- colour subjects cannot be reproduced.



Eikon



Arké



Plana



Idea



Neve

EIKON EVO

Terms for customisation of cover plates

For aluminium **Eikon Evo** cover plates, in any modularity except 21665 (10" Multimedia video touch screen), it is possible to:

1. choose your favourite **RAL colour** in the RAL K7 Classic range in gloss or matt finish (except fluorescent colours 1026, 2005, 2007, 3024, 3026, 6038); alternatively it is possible to choose a **colour already available** for other Vimar residential series (PORTING*);
2. **customize the external and internal frame** choosing from anthracite grey, white, Next, chrome and gold, also in combination (**customisation possible for all materials and finishes**);
3. **customize the cover plate with your own logotype**.

Customisation of internal and external frame



Customisation of cover plate with logotype



PORTING customisation



* Colours in other Vimar series (PORTING)

These colours are available:

EIKON EXÉ	.01 Matt white
	.02 Next
	.03 Anthracite grey
EIKON CHROME	.04 Imperial red
	.06 Toledo blue
	.07 Champagne
	.08 Titanium
	.09 Atlantic grey
	.10 Metallic silver
	.11 Siena
	.12 Anthracite
	.14 Matt metallic titanium*

ARKÉ	.01 Matt graphite*
	.02 Matt slate
	.03 Silver
	.04 Matt titanium
	.05 Matt pearl
	.06 Polar
	.13 Matt champagne
	.22 Slate
	.23 Matt silver
	.24 Matt bronze
	.26 Polar matt

PLANA	.70 Metallic bronze
	.71 Metallic silver
	.72 Metallic green
	.73 Metallic blue

* Laser customisation not available

RAL and frames customisation



RAL K7 Classic range

For **Eikon Evo** varnished aluminium cover plates, it is possible to choose not only the colours already available in the catalogue but also any colour in the RAL K7 Classic range in **gloss or matt finish** (excluding fluorescent colours 1026, 2005, 2007, 3024, 3026, 6038).

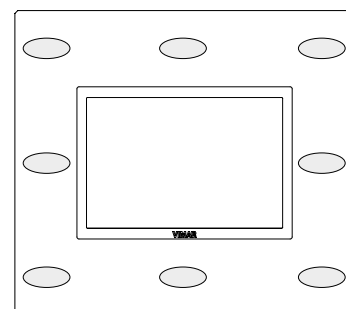


How to order

Complete the table according to the required customisation, indicating:

- the **code**:
 - for FRAME CUSTOMISATION:
P + cover plate code + . + finish code + **.C** (e.g.: **P21653.70.C**);
 - for RAL COLOUR CUSTOMISATION:
P + cover plate code + . **RAL** (e.g.: **P21653.RAL**);
 - for RAL COLOUR CUSTOMISATION + INTERNAL OR EXTERNAL FRAME COLOUR:
P + cover plate code + . **RAL** (e.g.: **P21653.RAL**);
- the **quantity**;
- the **RAL colour and finish** (gloss or matt) or the colour code of another series (e.g in the PORTING column: **Arké.02**);
- the **colour for the internal and external frames**;
- the **customisation with logotype** and ticking the **position** shown in grey on the drawing to the side.

Possible positions for customisation of cover plate with logo.



Eikon Evo cover plate

Customisation table

Cover plate code	Order q.ty	RAL colour	RAL finish	PORTING colour	External frame colours	Internal frame colours	Custom. with logo
							<input type="checkbox"/>
							<input type="checkbox"/>
					<input type="checkbox"/>	<input type="checkbox"/>	<input type="checkbox"/>
					Anthracite grey	Anthracite grey	<input type="checkbox"/>
					<input type="checkbox"/>	<input type="checkbox"/>	<input type="checkbox"/>
					White	White	<input type="checkbox"/>
			<input type="checkbox"/>		<input type="checkbox"/>	<input type="checkbox"/>	<input type="checkbox"/>
			Gloss		Next	Next	<input type="checkbox"/>
			<input type="checkbox"/>		<input type="checkbox"/>	<input type="checkbox"/>	<input type="checkbox"/>
			Matt		Chrome	Chrome	<input type="checkbox"/>
					<input type="checkbox"/>	<input type="checkbox"/>	<input type="checkbox"/>
					Gold	Gold	<input type="checkbox"/>
							<input type="checkbox"/>

NOTE. All modularities must have the same RAL or PORTING colour and the same frame colour (it is possible to choose a different colour for the internal and external frame).

Price of customisation

Surcharge RAL/PORTING colour

Quantity	Code	Surcharge € (100 items)
From 200 to 300 items	B.P142	
From 301 to 500 items	B.P143	
More than 500 items	B.P144	

The basic list price refers to **finish .01** (Primari: bright aluminium) to which add the surcharges indicated above.

The **surcharge for the RAL colour also includes** any changes in colour for the internal and external frame.

Surcharge frame colour

Quantity	Code	Surcharge € (100 items)
From 50 to 75 items	B.P131	
From 76 to 100 items	B.P132	
From 101 to 150 items	B.P133	
From 151 to 200 items	B.P134	
From 201 to 300 items	B.P135	
From 301 to 500 items	B.P136	
More than 500 items	B.P137	

Surcharge logo

Quantity	Code	Surcharge € (100 items)
Up to 20 items	B.P31	
From 21 to 50 items	B.P32	
From 51 to 100 items	B.P33	
From 101 to 500 items	B.P34	
More than 500 items	B.P35	

The quantity refers to the cover plates with the same logo regardless of the modularity.

Please note

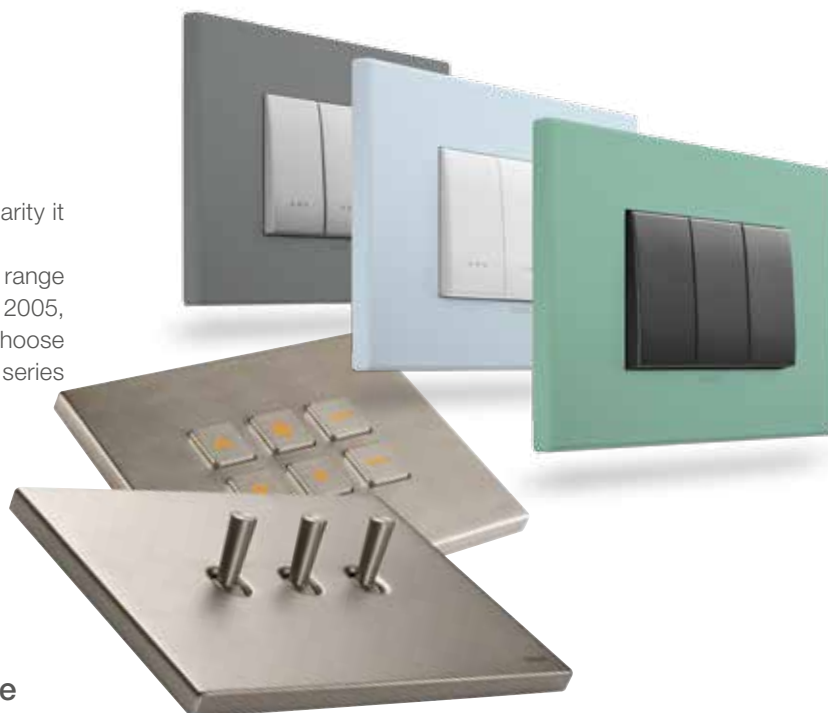
- Colour imitations are not possible.
- It is advisable to order a number of cover plates including a **minimum quantity for any additions or replacements**.
- The **minimum** reference lot for the frame change is **50 total items** per individual finish without restrictions on modularity (the frame colours must be the same for all cover plates).
- The **minimum** reference lot for the RAL change is **200 total items** per individual finish without restrictions on modularity (minimum 10 cover plates per modularity).
- The **delivery time** is **40 working days on average** from receipt of order (contact the sales network for confirmation).
- It is possible to request a **RAL/Porting customisation sample at a gross price of € 255**, to this must be added the base price of the cover plates (with reference to .01 finish) for the quantity requested. If the order is confirmed, the gross price will be deducted from the total order value. Please write down into the confirmed order the order number of the sample requested.
- It is possible to request a **frame customisation sample**. The surcharge applied to the single sample for the frame customisation is **€ 14**.
- The delivery **time of the sample** has to be agreed with the sales network.
- The sample might be **different from the final product**.

EIKON EXÉ

Terms for customisation of Eikon Exé cover plates

For varnished metal **Eikon Exé** cover plates, in any modularity it is possible to:

1. choose your favourite **RAL colour** in the RAL K7 Classic range in gloss or matt finish (except fluorescent colours 1026, 2005, 2007, 3024, 3026, 6038); alternatively it is possible to choose a **colour already available** for other Vimar residential series (PORTING*);
2. customize the cover plate with your own logotype.



Customisation of cover plate with logotype



.83 black chrome cover plate customised with corporate logotype.



Eikon Exé Vintage 22673.3.01 matt white cover plate customised with corporate logotype.

PORTING customisation



Eikon Exé cover plate with Arké's ".23 Matt silver" porting.

RAL and frames customisation



RAL 1012 cover plate.

* Colours in other Vimar series (PORTING)

These colours are available:

EIKON EXÉ	.01 Matt white
	.02 Next
	.03 Anthracite grey
EIKON CHROME	.04 Imperial red
	.06 Toledo blue
	.07 Champagne
	.08 Titanium
	.09 Atlantic grey
	.10 Metallic silver
	.11 Siena
	.12 Anthracite
	.14 Matt metallic titanium*

ARKÉ	.01 Matt graphite*
	.02 Matt slate
	.03 Silver
	.04 Matt titanium
	.05 Matt pearl
	.06 Polar
	.13 Matt champagne
	.22 Slate
	.23 Matt silver
	.24 Matt bronze
	.26 Polar matt

PLANA	.70 Metallic bronze
	.71 Metallic silver
	.72 Metallic green
	.73 Metallic blue

* Laser customisation not available

RAL K7 Classic range

For **Eikon Exé** varnished metal cover plates, it is possible to choose not only the colours already available in the catalogue but also any colour in the RAL K7 Classic range in **gloss or matt finish** (excluding fluorescent colours 1026, 2005, 2007, 3024, 3026, 6038).

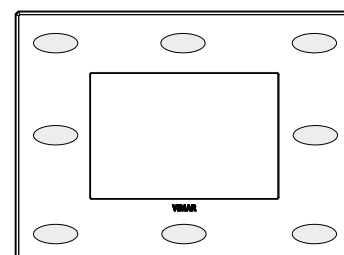


How to order

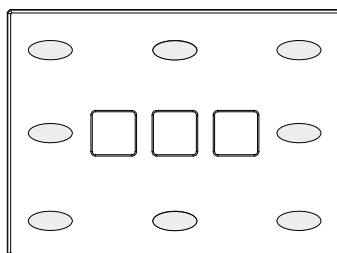
Complete the table according to the required customisation, indicating:

- the **code**:
 - for RAL COLOUR CUSTOMISATION:
P + cover plate code + **. RAL** (e.g.: **P22653.RAL**);
- the **quantity**;
- the **RAL colour and finish** (gloss or matt) or the colour code of another series (e.g in the PORTING column: **Arké.02**);
- the **customisation with logotype** and ticking the **position** shown in grey on the drawing to the side.

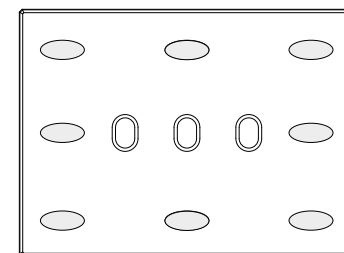
Possible positions for customisation of cover plate with logo



Eikon Exé cover plate



Eikon Exé Flat cover plate



Eikon Exé Vintage cover plate

Customisation table

Cover plate code	Order q.ty	RAL colour	RAL finish	PORTING colour	Custom. with logo
					<input type="checkbox"/>
					<input type="checkbox"/>
					<input type="checkbox"/>
					<input type="checkbox"/>
			<input type="checkbox"/>		<input type="checkbox"/>
			Gloss		<input type="checkbox"/>
			<input type="checkbox"/>		<input type="checkbox"/>
			Matt		<input type="checkbox"/>
					<input type="checkbox"/>
					<input type="checkbox"/>
					<input type="checkbox"/>
					<input type="checkbox"/>
					<input type="checkbox"/>
					<input type="checkbox"/>
					<input type="checkbox"/>

NOTE. All modularities must have the same RAL or PORTING colour.

Price of customisation

Surcharge RAL/PORTING colour

Quantity	Code	Surcharge € (100 items)
From 200 to 300 items	B.P142	
From 301 to 500 items	B.P143	
More than 500 items	B.P144	

The basic list price refers to **finish .01** (Total look metals) o which add the surcharges indicated above.

Surcharge logo

Quantity	Code	Surcharge € (100 items)
Up to 20 items	B.P31	
From 21 to 50 items	B.P32	
From 51 to 100 items	B.P33	
From 101 to 500 items	B.P34	
More than 500 items	B.P35	

The quantity refers to the cover plates with the same logo regardless of the modularity.

Please note

- Colour imitations are not possible.
- It is advisable to order a number of cover plates including a **minimum quantity for any additions or replacements**.
- The **minimum** reference lot for the RAL change is **200 total items** per individual finish without restrictions on modularity (minimum 10 cover plates per modularity).
- The **delivery time** is **40 working days on average** from receipt of order (contact the sales network for confirmation).
- It is possible to request a **RAL/Porting customisation sample at a gross price of € 255**, to this must be added the base price of the cover plates (with reference to .01 finish) for the quantity requested. If the order is confirmed, the gross price will be deducted from the total order value. Please write down into the confirmed order the order number of the sample requested.
- The delivery **time of the sample** has to be agreed with the sales network.
- The sample might be **different from the final product**.

EIKON CHROME

Terms for customisation of cover plates

For metal **Eikon Chrome** cover plates in any modularity, except 1 and 2 modules for panel mounting, it is possible to:

1. choose your favourite **RAL colour** in the RAL K7 Classic range in gloss or matt finish (except fluorescent colours 1026, 2005, 2007, 3024, 3026, 6038); alternatively it is possible to choose a **colour already available** for other Vimar residential series (PORTING*);
2. **customize the external and internal frame** with the same colour, choosing from anthracite grey, white, Next, chrome and gold (**only for varnished and refined metal cover plates**);
3. **customize the cover plate with your own logotype**.



Customisation of internal and external frame



.14 Metallic titanium cover plate with Next internal and external frames.

Customisation of cover plate with logotype



.C10 Metallic silver cover plate customised with corporate logotype.

Note.

The Bright cover plate (varnished metal) in Matt titanium (.C14) cannot be customised with laser printing.

PORTING customisation



.24 Matt bronze cover plate with chromed internal an external frames.

RAL and frames customisation



RAL 5001 cover plate with chromed internal an external frames.

* Colours in other Vimar series (PORTING)

These colours are available:

EIKON EXÉ	.01 Matt white
	.02 Next
	.03 Anthracite grey
EIKON CHROME	.04 Imperial red
	.06 Toledo blue
	.07 Champagne
	.08 Titanium
	.09 Atlantic grey
	.10 Metallic silver
	.11 Siena
	.12 Anthracite
	.14 Matt metallic titanium*

ARKÉ	.01 Matt graphite*
	.02 Matt slate
	.03 Silver
	.04 Matt titanium
	.05 Matt pearl
	.06 Polar
	.13 Matt champagne
	.22 Slate
	.23 Matt silver
	.24 Matt bronze
	.26 Polar matt

PLANA	.70 Metallic bronze
	.71 Metallic silver
	.72 Metallic green
	.73 Metallic blue

* Laser customisation not available

RAL K7 Classic range

For Eikon Exé varnished metal cover plates, it is possible to choose not only the colours already available in the catalogue but also any colour in the RAL K7 Classic range in **gloss or matt finish** (excluding fluorescent colours 1026, 2005, 2007, 3024, 3026, 6038).

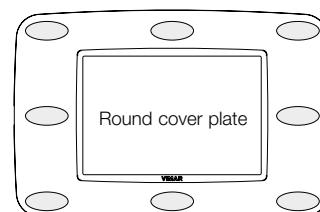
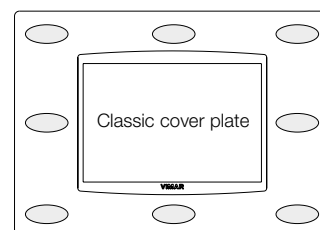


How to order

Complete the table according to the required customisation indicating:

- the **code**:
 - for FRAME CUSTOMISATION:
P + cover plate code + . + finish code + **.C** (e.g.: **P20652.C08.C**);
 - for RAL COLOUR CUSTOMISATION:
P + cover plate code + . **RAL** (e.g.: **P20652.RAL**);
 - for RAL COLOUR CUSTOMISATION + INTERNAL/EXTERNAL FRAME COLOUR:
P + cover plate code + . **RAL** (e.g.: **P20652.RAL**);
- the **quantity**;
- the **RAL colour and finish** (gloss or matt) or the colour code of another series (e.g in the PORTING column: **Arké.02**);
- the **colour for the internal and external frames**.
- the **customisation with logotype** and ticking the **position** shown in grey on the drawing to the side.

Possible positions for customisation of cover plate with logo



Customisation table

Cover plate code	Order q.ty	RAL colour	RAL finish	PORTING colour	Internal/external frame colours	Custom. with logo
						<input type="checkbox"/>
						<input type="checkbox"/>
					<input type="checkbox"/> Anthracite grey	<input type="checkbox"/>
					<input type="checkbox"/> White	<input type="checkbox"/>
			<input type="checkbox"/> Gloss		<input type="checkbox"/> Next	<input type="checkbox"/>
			<input type="checkbox"/> Matt		<input type="checkbox"/> Chrome	<input type="checkbox"/>
					<input type="checkbox"/> Gold	<input type="checkbox"/>
						<input type="checkbox"/>
						<input type="checkbox"/>
						<input type="checkbox"/>
						<input type="checkbox"/>
						<input type="checkbox"/>

NOTE. All modularities must have the same RAL or PORTING colour and the same frame colour.

Price of customisation

Surcharge RAL/PORTING COLOUR

Quantity	Code	Surcharge € (100 items)
From 200 to 300 items	B.P142	
From 301 to 500 items	B.P143	
More than 500 items	B.P144	

The basic list price refers to **finish .C01** (Bright: varnished metal) to which add the surcharges indicated above.

The **surcharge for the RAL colour also includes** any changes in colour for the **internal and external frame**.

Surcharge frame colour

Quantity	Code	Surcharge € (100 items)
From 50 to 75 items	B.P131	
From 76 to 100 items	B.P132	
From 101 to 150 items	B.P133	
From 151 to 200 items	B.P134	
From 201 to 300 items	B.P135	
From 301 to 500 items	B.P136	
More than 500 items	B.P137	

Surcharge logo

Quantity	Code	Surcharge € (100 items)
Up to 20 items	B.P31	
From 21 to 50 items	B.P32	
From 51 to 100 items	B.P33	
From 101 to 500 items	B.P34	
More than 500 items	B.P35	

The quantity refers to the cover plates with the same logo regardless of the modularity.

Please note

- Colour imitations are not possible.
- It is advisable to order a number of cover plates including a **minimum quantity for any additions or replacements**.
- The **minimum** reference lot for the frame change is **50 total items** per individual finish without restrictions on modularity (the frame colours must be the same for all cover plates).
- The **minimum** reference lot for the RAL change is **200 total items** per individual finish without restrictions on modularity (minimum 10 cover plates per modularity).
- The **delivery time** is **40 working days on average** from receipt of order (contact the sales network for confirmation).
- It is possible to request a **RAL/Porting customisation sample at a gross price of € 255**, to this must be added the base price of the cover plates (with reference to .01 finish) for the quantity requested. If the order is confirmed, the gross price will be deducted from the total order value. Please write down into the confirmed order the order number of the sample requested.
- It is possible to request a **frame customisation sample**. The surcharge applied to the single sample for the frame customisation is **€ 14**.
- The delivery **time of the sample** has to be agreed with the sales network.
- The sample might be **different from the final product**.

Terms for customisation of cover plates

For **Arké** metal cover plates in any modularity it is possible to:

1. choose your favourite **RAL colour** in the RAL K7 Classic range in gloss or matt finish (except fluorescent colours 1026, 2005, 2007, 3024, 3026, 6038); alternatively it is possible to choose a **colour already available** for other Vimar series (PORTING*).

With the customisation of the RAL/PORTING colour it is possible to **request a colour variation for the frame**, choosing between anthracite grey and white;

2. customize the cover plate with your own logotype.



Customisation of cover plate with logotype



.88 Gold cover plate customised with corporate logotype.

Note.

It is not possible to customize Metal-Color cover plates (varnished metal) Classic matt graphite (.01) and Round matt graphite (.21) with laser printing.

PORTING and frame customisation



.73 Metallic blue with white frame.

RAL customisation



RAL 5014 cover plate with grey frame.

* Colours in other Vimar series (PORTING)

These colours are available:

EIKON EXÉ	.01 Matt white
	.02 Next
	.03 Anthracite grey
EIKON CHROME	.04 Imperial red
	.06 Toledo blue
	.07 Champagne
	.08 Titanium
	.09 Atlantic grey
	.10 Metallic silver
	.11 Siena
	.12 Anthracite
	.14 Matt metallic titanium*

ARKÉ	.01 Matt graphite*
	.02 Matt slate
	.03 Silver
	.04 Matt titanium
	.05 Matt pearl
	.06 Polar
	.13 Matt champagne
	.22 Slate
	.23 Matt silver
	.24 Matt bronze
	.26 Polar matt

PLANA	.70 Metallic bronze
	.71 Metallic silver
	.72 Metallic green
	.73 Metallic blue

RAL K7 Classic range

For **Eikon Exé varnished metal** cover plates, it is possible to choose not only the colours already available in the catalogue but also any colour in the RAL K7 Classic range in **gloss or matt finish** (excluding fluorescent colours 1026, 2005, 2007, 3024, 3026, 6038).



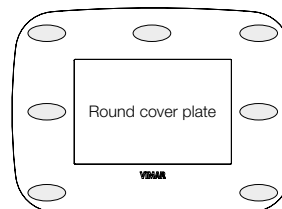
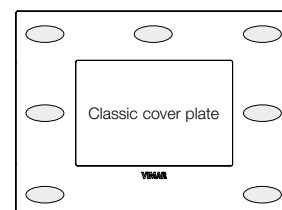
* Laser customisation not available

How to order

Complete the table according to the required customisation indicating:

- the **customisation CODE OF THE RAL COLOUR (+ ANY COLOUR CHANGE FOR THE FRAME)**:
P + cover plate code + **. RAL** (e.g.: **P19653.RAL**);
- the **quantity**;
- the **RAL colour and finish** (gloss or matt) or the colour code of another series (e.g in the PORTING column: **Plana.70**);
- the **colour of the frame**.
- the **customisation with logotype** and ticking the **position** shown in grey on the drawing to the side.

Possible positions for customisation of cover plate with logotype



Customisation table

Cover plate code	Order q.ty	RAL colour	RAL finish	PORTING colour	Frame colour	Custom. with logo
						<input type="checkbox"/>
						<input type="checkbox"/>
						<input type="checkbox"/>
						<input type="checkbox"/>
						<input type="checkbox"/>
			<input type="checkbox"/> Gloss		<input type="checkbox"/> Anthracite grey	<input type="checkbox"/>
			<input type="checkbox"/> Matt		<input type="checkbox"/> White	<input type="checkbox"/>
						<input type="checkbox"/>
						<input type="checkbox"/>
						<input type="checkbox"/>
						<input type="checkbox"/>
						<input type="checkbox"/>
						<input type="checkbox"/>

NOTE. All modularities must have the same RAL or PORTING colour and the same frame colour.

Price of customisation

The basic list price refers to **finish .01** (Metal-Color, varnished metal) to which add the surcharges indicated beside.

The **surcharge for the RAL/PORTING colour** also includes any changes in colour for the frame. **The frame may only be customised when customizing the RAL or PORTING colour.**

Surcharge RAL/PORTING colour

Quantity	Code	Surcharge € (100 items)
From 200 to 300 items	B.P155	
From 301 to 500 items	B.P156	
More than 500 items	B.P157	

Surcharge logo

Quantity	Code	Surcharge € (100 items)
Up to 20 items	B.P51	
From 21 to 50 items	B.P52	
From 51 to 100 items	B.P53	
From 101 to 500 items	B.P54	
More than 500 items	B.P55	

The quantity refers to the cover plates with the same logo regardless of the modularity.

Please note

- Colour imitations are not possible.
- It is advisable to order a number of cover plates including a **minimum quantity for any additions or replacements**.
- The **minimum** reference lot for the frame change is **50 total items** per individual finish without restrictions on modularity (the frame colours must be the same for all cover plates).
- The **minimum** reference lot for the RAL change is **200 total items** per individual finish without restrictions on modularity (minimum 10 cover plates per modularity).
- The **delivery time** is **40 working days on average** from receipt of order (contact the sales network for confirmation).
- It is possible to request a **RAL/Porting customisation sample at a gross price of € 255**, to this must be added the base price of the cover plates (with reference to .01 finish) for the quantity requested. If the order is confirmed, the gross price will be deducted from the total order value. Please write down into the confirmed order the order number of the sample requested.
- The delivery **time of the sample** has to be agreed with the sales network.
- The sample might be **different from the final product**.

Terms for customisation of cover plates

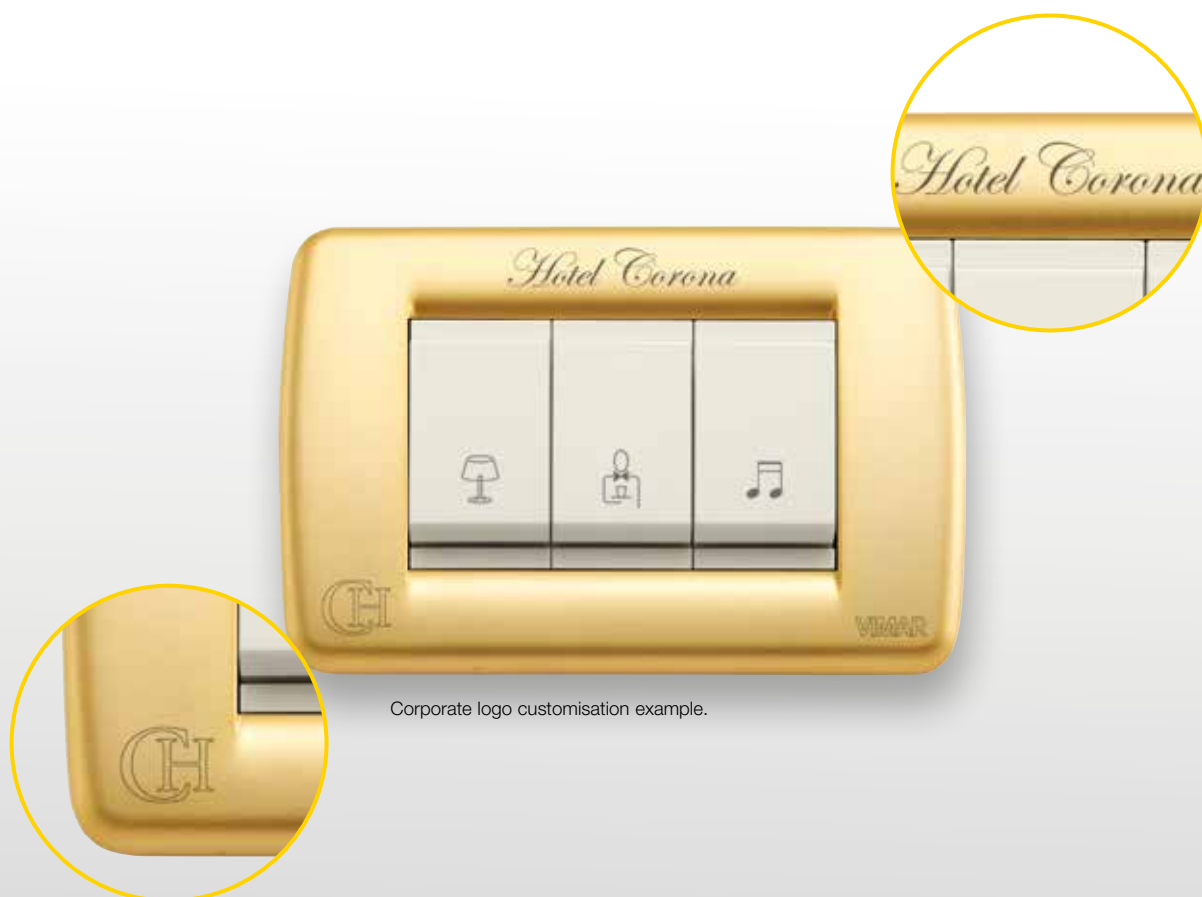
All the **cover plates** can be personalised in the grey circles shown into the next page, **except for**:

- die-cast metal cover plate: **antique brass (37), 12- and 18-module cover plates** (16748.V23 and 16749.V23).

For **wooden cover plates**: refer to the commercial network.



Customisation of cover plate with logotype



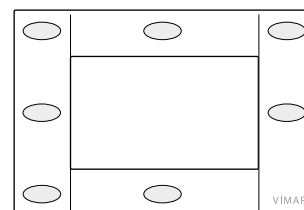
Corporate logo customisation example.

How to order

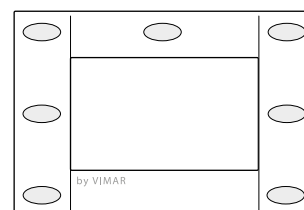
Complete the table according to the required customisation indicating:

- the **code P** + cover plate code;
- the **quantity**;
- the **customisation with logotype** and ticking **the position** shown in grey on the drawing to the side.

Possible positions for customisation of cover plate with logotype



Only for die-cast metal cover plates



Customisation table

Cover plate code	Order q.ty

Cover plate code	Order q.ty

Cover plate code	Order q.ty

Price of customisation

To the basic list price add the surcharges indicated beside.

Surcharge logo

Quantity	Code	Surcharge € (100 items)
Up to 20 items	B.P01	
From 21 to 50 items	B.P02	
From 51 to 100 items	B.P03	
From 101 to 500 items	B.P04	
More than 500 items	B.P05	

The quantity refers to the cover plates with the same logo regardless of the modularity.

Please note

- **Colour imitations are not possible.**
- It is advisable to order a number of cover plates including **a minimum quantity for any additions or replacements.**
- The **minimum** reference lot for the frame change is **50 total items** per individual finish without restrictions on modularity (the frame colours must be the same for all cover plates).
- The **delivery time** is **40 working days on average** from receipt of order (contact the sales network for confirmation).

PLANA

Terms for customisation of cover plates

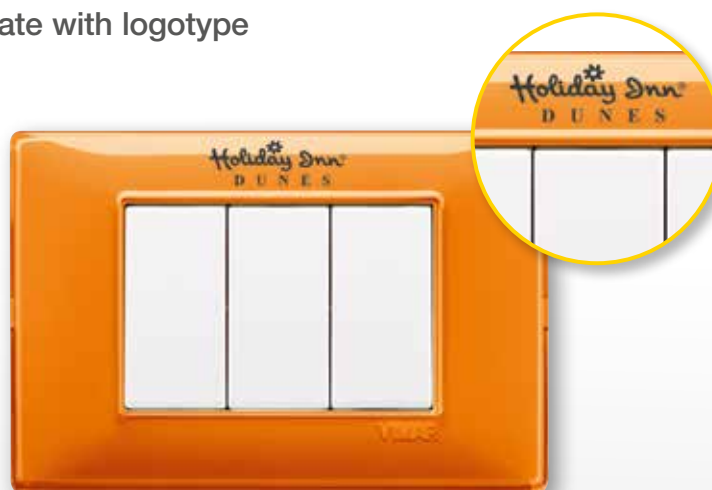
All the **cover plates** can be personalised in the grey circles shown into the next page, **except for**:

- technopolymer cover plate: **iridescent brown** (23), **polished gold** (24), **matt gold** (25), **ash** (31), **fir** (32), **makoré** (33);

For **wooden cover plates**: refer to the commercial network.



Customisation of cover plate with logotype



.48 Reflex orange, customised with trademark.



.63 cherrywood, wooden cover plate customised with trademark

Note

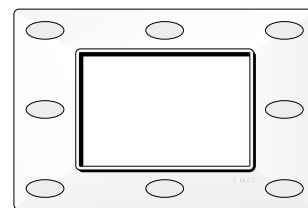
It is not customisable with laser-engraving the technopolymer cover plates: iridescent brown .23, polished gold .24, matt gold .25, ash .31, fir .32, makoré .33.

How to order

Complete the table according to the required customisation indicating:

- the **code P** + cover plate code;
- the **quantity**;
- the **customisation with logotype** and ticking the **position** shown in grey on the drawing to the side.

Possible positions for customisation of cover plate with logotype



Customisation table

Cover plate code	Order q.ty

Cover plate code	Order q.ty

Cover plate code	Order q.ty

Price of customisation

To the basic list price add the surcharges indicated beside.

Surcharge logo

Quantity	Code	Surcharge € (100 items)
Up to 20 items	B.P21	
From 21 to 50 items	B.P22	
From 51 to 100 items	B.P23	
From 101 to 500 items	B.P24	
More than 500 items	B.P25	

The quantity refers to the cover plates with the same logo regardless of the modularity.

Please note

- **Colour imitations are not possible.**
- It is advisable to order a number of cover plates including a **minimum quantity for any additions or replacements**.
- The **minimum** reference lot for the frame change is **50 total items** per individual finish without restrictions on modularity (the frame colours must be the same for all cover plates).
- The **delivery time** is **40 working days on average** from receipt of order (contact the sales network for confirmation).



Controls customisation.

The Vimar laser technology enables the reproduction on the buttons of the controls every type of symbol with great perfection and warranty of indelebility, even for minimum quantity.

For every series it is available a related Library of symbols that contains pictograms identifying the main functions for conventional or home automation controls.



Eikon

Arké



Plana

Idea

Neve






Laser engraving advantages.

The laser engraving advantages are:

- high-precise and indelible reproduction and laser engraving over time;
- accuracy in reproducing very fine lines and complex subjects;
- service available even for minimal quantities;
- possibility of ordering the same customisation at different times with identical results.

Limits of technology:

- it is not possible to reproduce coloured subjects.



Eikon Evo with home automation controls, Next



Eikon Exé with axial controls, white



Eikon Exé Vintage, anthracite grey



Eikon Chrome with axial controls, anthracite grey



Arké with home automation controls, white



Plana with home automation controls, white



Idea with home automation controls, white

Controls customisation.

The customisation of the controls and buttons takes place by laser because it is a guarantee of inalterability over time and precision in reproduction. It is possible to customise any type of wordings or symbols (excluding in color), from the Standard symbols and wordings library or on specific customer request, following simple instructions.

How to order

It is necessary to fill in:

- **Customisation table;**
- **Positions and characteristics table:** marking the desired position to customise considering the **backlighting**.

Price of customisation of **standard symbols or wordings*** (see page 28)

* Follow 'Notes' below.

Quantity	Code	Surcharge (100 items €)
Up to 20 items	B.P31	
From 21 to 50 items	B.P32	
From 51 to 100 items	B.P33	
From 101 to 500 items	B.P34	
More than 500 items	B.P35	

Notes

- for **buttons and conventional controls: backlit wording** must be placed in the positions referred into the table besides. **Not backlit wording** can be placed in the whole area of the button;
- for **home automation buttons: backlit wording** must be placed in the 10x10 mm area and composed of max 3 rows of text, each row with **max 8 capital letters**, font height of 1,7 mm and style as the library (see the table below). **Not backlit wording** can be placed in the whole area of the button.

Texts positions		
Text in 1 row	Text in 2 rows	Text in 3 rows

Price of customisation of **not standard symbols***

* Follow 'Notes' below.

Quantity	Code	Surcharge (100 items €)
From 5 to 20 items	B.P36	
From 21 to 50 items	B.P37	
From 51 to 100 items	B.P38	
From 101 to 500 items	B.P39	
More than 500 items	B.P40	

Notes

Specific requests of **not standard symbols** must be supplied according to the following rules:

- format of the file DXF or EPS;
- minimum line width and minimum distance between lines: 0.5 mm.


In conventional controls and buttons and home automation buttons, symbols can be:

- **backlit** in the positions referred into the table of the next page;
- **not backlit**, the symbol can be placed in the whole area of the buttons.

Example of buttons and controls with customisation




Rocker controls with not backlit customisation



Axial controls with backlit customisation



1-module buttons for RF device with customisation



2-module buttons for RF device with customisation

Example of home automation buttons with customisation



Customisation **not backlit** and **LED "OFF"**



Backlit customisation (text and symbols on 1-module buttons)



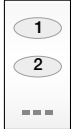
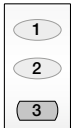
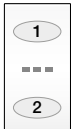
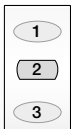
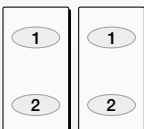
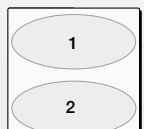
Backlit customisation (text on 2-module button and symbols on 1-module button)

Customisation table

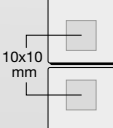
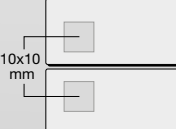
Article code	Symbol code*	Q.ty	Article code	Symbol code*	Q.ty	Article code	Symbol code*	Q.ty

* See Standard symbols and wordings library on page 28 or customer request

Positions and features for conventional controls and buttons (mark the position to customize)

Type	Customisation position	Backlit customisation	Not backlit customisation
1- and 2-module rocker controls and 1-, 2- and 3-module interchangeable buttons		NO	positions 1 and 2
Interchangeable buttons for rocker controls 20031, 20032 e 20033		YES only position 3 into 14x7 mm area	positions 1 and 2
1- and 2-module axial controls		NO	positions 1 and 2
Interchangeable buttons for axial controls 20131.0, 20132.0 e 20133.0		YES only position 2 with 14x7 mm Mylar stickers	positions 1 and 3
1-module buttons for radiofrequency devices		NO	positions 1 and 2
2-module button for radiofrequency devices		NO	positions 1 and 2

Positions and features for home automation buttons (mark the position to customize)

Type	Customisation position	Backlit customisation	Not backlit customisation
1-module half buttons		YES only into 10x10 mm area	if the LED programming is "OFF" the whole area of the button can be customised
2-module half buttons		YES only into 10x10 mm area	if the LED programming is "OFF" the whole area of the button can be customised

EIKON

Vintage and Flat controls customisation.

The customisation of the controls and buttons takes place by laser because it is a guarantee of inalterability over time and precision in reproduction. It is possible to customise any type of wordings or symbols (excluding in color), from the Standard symbols and wordings library or on specific customer request, following simple instructions.

How to order

It is necessary to fill in:

- **Customisation table;**
- **Positions and characteristics table:** marking the desired position to customise considering the **backlighting**.

Price of customisation of **standard symbols or wordings*** (see page 28)

* Follow 'Notes' below.

Quantity	Code	Surcharge (100 items €)
Up to 20 items	B.P31	
From 21 to 50 items	B.P32	
From 51 to 100 items	B.P33	
From 101 to 500 items	B.P34	
More than 500 items	B.P35	




Notes

Vintage controls

- the controls are not customisable;
- to identify the functions of controls it is necessary to customise the dedicated area into the plate with the specific symbols (see Standard symbols and wordings page 28);
- every variation of **symbol/wording** on the cover plate corresponds to a different customization;
- **symbols/wordings** are not backlit.

Flat controls

- for **conventional controls**: **backlit wording** must be placed in the positions referred into the table besides. **Not backlit wording** can be placed in the whole area of the button;
- for **home automation controls**: **backlit wording** must be placed in the 10x10 mm area and composed of max 3 rows of text, each row with **max 8 capital letters**, font height of 1,7 mm and style as the library (see the table below). **Not backlit wording** can be placed in the whole area of the button.

Texts positions		
Text in 1 row	Text in 2 rows	Text in 3 rows
		

Price of customisation of **not standard symbols***

* Follow 'Notes' below.

Quantity	Code	Surcharge (100 items €)
From 5 to 20 items	B.P36	
From 21 to 50 items	B.P37	
From 51 to 100 items	B.P38	
From 101 to 500 items	B.P39	
More than 500 items	B.P40	

Notes

Specific requests of **not standard symbols** must be supplied according to the following rules:

- format of the file DXF or EPS;
- minimum line width and minimum distance between lines: 0.5 mm.

In conventional controls and buttons and home automation buttons, symbols can be:

- **backlit** in the positions referred into the table of the next page;
- **not backlit**, the symbol can be placed in the whole area of the buttons.

Example of customised Vintage controls



3-gang Eikon Exé Vintage



2-gang Eikon Exé Vintage

Example of customised Flat controls



6-gang Eikon Exé Flat for home automation and RGB customization



3-gang Eikon Exé Flat for conventional controls, backlit



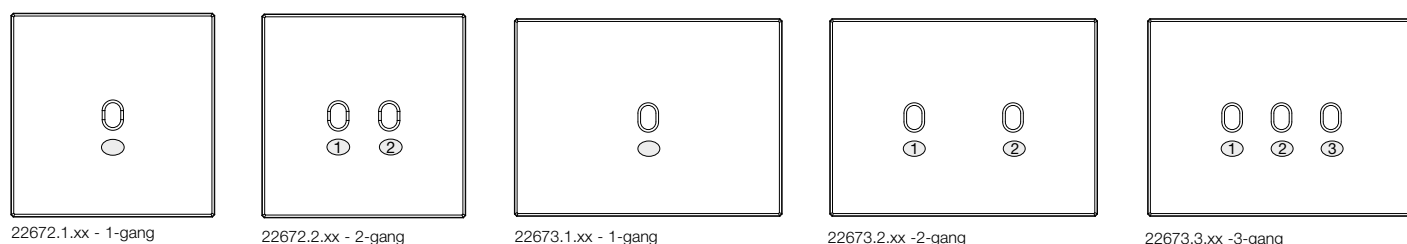
2-gang Eikon Exé Flat for conventional controls, backlit

Customisation table

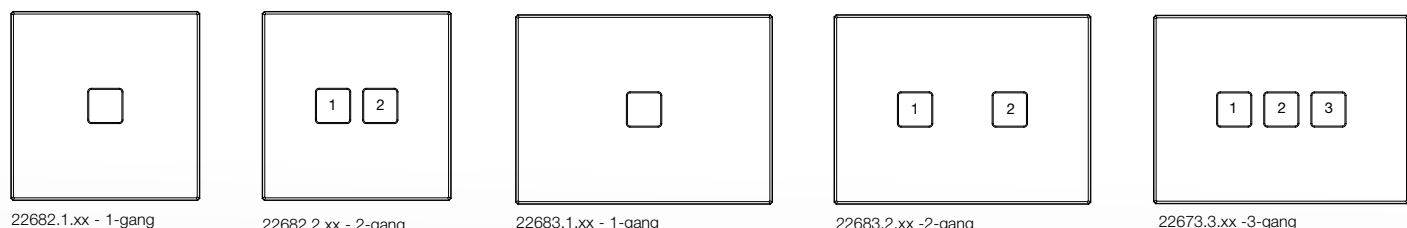
Article code	Symbol code*	Position	Q.ty	Article code	Symbol code*	Position	Q.ty

* See Standard symbols and wordings library on page 28 or customer request

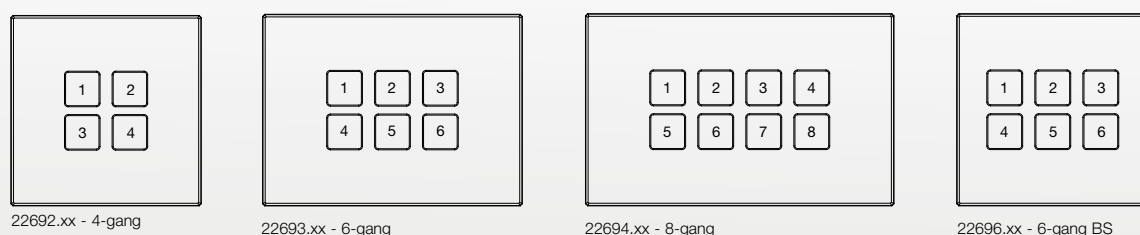
Possible positions for Vintage controls customisation.



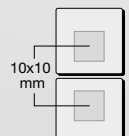
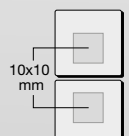
Possible positions for Flat controls customisation.



Possible positions for Flat home automation controls customisation.



Positions and features for Flat home automation controls

Cover plates finishes	Positions for customisation	Backlit customisation	Not backlit customisation
01 Matt White, 03 Anthracite grey, 12 Brushed Dark Bronze		YES only into 10x10 mm area	if the LED programming is "OFF" the whole area of the button can be customised
11 Brushed Nickel, 82 Gold		Refer to the commercial network	Refer to the commercial network

Controls customisation.

The customisation of the controls and buttons takes place by laser because it is a guarantee of inalterability over time and precision in reproduction. It is possible to customise any type of wordings or symbols (excluding in color), from the Standard symbols and wordings library or on specific customer request, following simple instructions.

How to order

It is necessary to fill in:

- **Customisation table;**
- **Positions and characteristics table:** marking the desired position to customise considering the **backlighting**.

Price of customisation of **standard symbols or wordings*** (see page 29)

* Follow 'Notes' below.

Quantity	Code	Surcharge (100 items €)
Up to 20 items	B.P51	
From 21 to 50 items	B.P52	
From 51 to 100 items	B.P53	
From 101 to 500 items	B.P54	
More than 500 items	B.P55	

Notes

- for **buttons and conventional controls: backlit wording** must be placed in the positions referred into the table besides. **Not backlit wording** can be placed in the whole area of the button;
- for **home automation buttons: backlit wording** must be **placed** in the 10x10 mm area and composed of max 3 rows of text, each row with **max 8 capital letters**, font height of 1,7 mm and style as the library (see the table below). **Not backlit wording** can be placed in the whole area of the button.

Texts positions		
Text in 1 row	Text in 2 rows	Text in 3 rows

Price of customisation of **not standard symbols***

* Follow 'Notes' below.

Quantity	Code	Surcharge (100 items €)
From 5 to 20 items	B.P56	
From 21 to 50 items	B.P57	
From 51 to 100 items	B.P58	
From 101 to 500 items	B.P59	
More than 500 items	B.P60	

Notes

Specific requests of **not standard symbols** must be supplied according to the following rules:

- format of the file DXF or EPS;
- minimum line width and minimum distance between lines: 0.5 mm.

In conventional controls and buttons and home automation buttons, symbols can be:

- **backlit** in the positions referred into the table of the next page;
- **not backlit**, the symbol can be placed in the whole area of the buttons.


Example of buttons and controls with customisation



Rocker controls with backlit customisation



Axial controls with backlit customisation



1-module buttons for RF device with customisation



2-module buttons for RF device with customisation

Example of home automation buttons with customisation



Customisation **not backlit** and **LED "OFF"**



Backlit customisation (text and symbols on 1-module buttons)



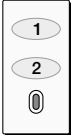
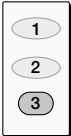

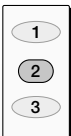
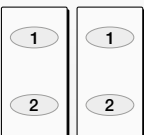
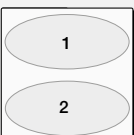
Backlit customisation (text on 2-module button and symbols on 1-module button)

Customisation table

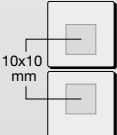
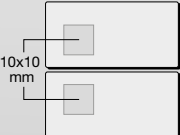
Article code	Symbol code*	Q.ty	Article code	Symbol code*	Q.ty	Article code	Symbol code*	Q.ty

* See Standard symbols and wordings library on page 29 or customer request

Positions and features for conventional controls and buttons (mark the position to customize)

Type	Customisation position	Backlit customisation	Not backlit customisation
1- and 2-module rocker controls		NO	positions 1 and 2
1-, 2- and 3-module interchangeable buttons		YES only position 3 with 12x8 mm Mylar stickers	positions 1 and 2
1- and 2-module axial controls		NO	positions 1 and 3
1-, 2- and 3-module interchangeable buttons for axial controls		YES only position 2 with 12x8 mm Mylar stickers	positions 1 and 3
1-module buttons for radiofrequency devices		NO	positions 1 and 2
2-module button for radiofrequency devices		NO	positions 1 and 2

Positions and features for home automation buttons (mark the position to customize)

Type	Customisation position	Backlit customisation	Not backlit customisation
1-module half buttons		YES only into 10x10 mm area	if the LED programming is "OFF" the whole area of the button can be customised
2-module half buttons		YES only into 10x10 mm area	if the LED programming is "OFF" the whole area of the button can be customised

Controls customisation.

The customisation of the controls and buttons takes place by laser because it is a guarantee of inalterability over time and precision in reproduction. It is possible to customise any type of wordings or symbols (excluding in color), from the Standard symbols and wordings library or on specific customer request, following simple instructions.

How to order

It is necessary to fill in:

- **Customisation table;**
- **Positions and characteristics table:** marking the desired position to customise.

Price of customisation of **standard symbols or wordings*** (see page 30)

* Follow 'Notes' below.

Quantity	Code	Surcharge (100 items €)
Up to 20 items	B.P01	
From 21 to 50 items	B.P02	
From 51 to 100 items	B.P03	
From 101 to 500 items	B.P04	
More than 500 items	B.P05	

Notes

Backlit or not backlit buttons and conventional controls:
see table into the next page.

Price of customisation of **not standard symbols***

* Follow 'Notes' below.

Quantity	Code	Surcharge (100 items €)
From 5 to 20 items	B.P56	
From 21 to 50 items	B.P57	
From 51 to 100 items	B.P58	
From 101 to 500 items	B.P59	
More than 500 items	B.P60	

Notes

Specific requests of **not standard symbols** must be supplied according to the following rules:

- format of the file DXF or EPS;
- minimum line width and minimum distance between lines: 0.5 mm.

In all the buttons and controls, the symbols **can not be backlit** and the symbol can be placed in area as referred into the tables of the next page.

Example of buttons and controls with customisation



Customised controls with luminous indicator

Example of home automation buttons with customisation



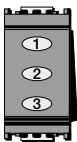
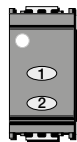
Customised buttons **with LED "ON"**

Customisation table

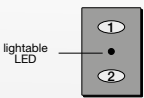
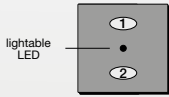
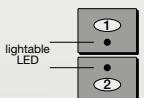
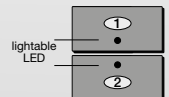
Article code	Symbol code*	Q.ty	Article code	Symbol code*	Q.ty	Article code	Symbol code*	Q.ty

* See Standard symbols and wordings library on page 30 or customer request

Positions and features for conventional controls and buttons (mark the position to customize)

Type	Customisation position	Backlit customisation	Not backlit customisation
Conventional controls		NO	all positions
Conventional controls with indicator unit		NO	positions 1 and 2

Positions and features for home automation buttons (mark the position to customize)

Type	Customisation position	Backlit customisation	Not backlit customisation
1-module buttons		NO only LED is backlit	in the programming phase it is possible to decide LED status: "OFF" or "ON" or ON with different values of brightness
2-module buttons		NO only LED is backlit	in the programming phase it is possible to decide LED status: "OFF" or "ON" or ON with different values of brightness
1-module KNX buttons		NO only LED is backlit	in the programming phase it is possible to decide LED status: "OFF" or "ON" or ON with different values of brightness
2-module KNX buttons		NO only LED is backlit	in the programming phase it is possible to decide LED status: "OFF" or "ON" or ON with different values of brightness

Controls customisation.

The customisation of the controls and buttons takes place by laser because it is a guarantee of inalterability over time and precision in reproduction. It is possible to customise any type of wordings or symbols (excluding in color), from the Standard symbols and wordings library or on specific customer request, following simple instructions.

How to order

- It is necessary to fill in:
- **Customisation table;**
 - **Positions and characteristics table:** marking the desired position to customise considering the **backlighting**.

Price of customisation of **standard symbols or wordings*** (see page 31)

* Follow 'Notes' below.

Quantity	Code	Surcharge (100 items €)
Up to 20 items	B.P21	
From 21 to 50 items	B.P22	
From 51 to 100 items	B.P23	
From 101 to 500 items	B.P24	
More than 500 items	B.P25	

Notes

- for **buttons and conventional controls:** see table into the next page;
- for **home automation buttons:** **wording must be composed** of max 3 rows of text, each row with **max 8 small letters**, font height of 1,7 mm and style as the library.

Price of customisation of **not standard symbols***

* Follow 'Notes' below.

Quantity	Code	Surcharge (100 items €)
From 5 to 20 items	B.P56	
From 21 to 50 items	B.P57	
From 51 to 100 items	B.P58	
From 101 to 500 items	B.P59	
More than 500 items	B.P60	

Notes

- Specific requests of **not standard symbols** must be supplied according to the following rules:
- format of the file DXF or EPS;
 - minimum line width and minimum distance between lines: 0.5 mm.

In the **buttons and conventional controls**, the symbols **can be backlit** in the positions referred into the table of the next page.

In the **home automation buttons**, the symbols **can not be backlit** and the symbol can be placed in the whole area of the button.


Example of buttons and controls with customisation



Controls and interchangeable buttons with ring or disc backlighting



Plana Silver backlit controls and interchangeable buttons



1-module buttons for RF device with customisation



2-module buttons for RF device with customisation

Example of home automation buttons with customisation



Customisation **without backlighting** and LED "ON"



Customisation **without backlighting** and LED "OFF"



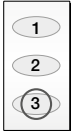
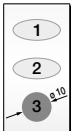
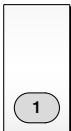
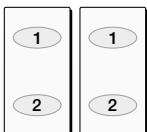
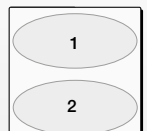
Plana Silver Customisation **without backlighting** and LED "OFF"

Customisation table

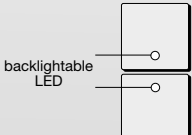
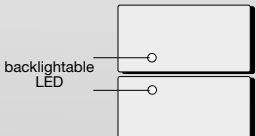
Article code	Symbol code*	Q.ty	Article code	Symbol code*	Q.ty	Article code	Symbol code*	Q.ty

* See Standard symbols and wordings library on page 31 or customer request

Positions and features for conventional controls and buttons (mark the position to customize)

Type	Customisation position	Backlit customisation	Not backlit customisation
Rocker controls and interchangeable buttons		YES only position 3 ring backlighting	positions 1 and 2
Interchangeable buttons 14021.G, 14022.G and 14023.G		YES only position 3 into ø 10 mm area disc backlighting	positions 1 and 2
Plana Silver interchangeable buttons 14021.G.SL, 14022.G.SL and 14023.G.SL		YES only position 1 into 13x8,5 mm area	NO
1-module buttons for radiofrequency devices		NO	positions 1 and 2
2-module buttons for radiofrequency devices		NO	positions 1 and 2

Positions and features for home automation buttons (all area of the button is customisable)

Type	All area is customisable	Backlit customisation	Not backlit customisation
1-module half buttons		NO only LED is backlit	in the programming phase it is possible to decide LED status: "OFF" or "ON" or ON with different values of brightness
2-module half buttons		NO only LED is backlit	in the programming phase it is possible to decide LED status: "OFF" or "ON" or ON with different values of brightness

Controls customisation.

The customisation of the controls and buttons takes place by laser because it is a guarantee of inalterability over time and precision in reproduction. It is possible to customise any type of wordings or symbols (excluding in color), from the Standard symbols and wordings library or on specific customer request, following simple instructions.

How to order

It is necessary to fill in:

- **Customisation table;**
- **Positions and characteristics table:** marking the desired position to customise considering the **backlighting**.

Price of customisation of **standard symbols or wordings***

* Follow 'Notes' below.

Quantity	Code	Surcharge (100 items €)
Up to 20 items	B.P41	
From 21 to 50 items	B.P42	
From 51 to 100 items	B.P43	
From 101 to 500 items	B.P44	
More than 500 items	B.P45	

Notes

- for **buttons and conventional controls**: see table into the next page;

Price of customisation **not standard symbols***

* Follow 'Notes' below.

Quantity	Code	Surcharge (100 items €)
From 5 to 20 items	B.P56	
From 21 to 50 items	B.P57	
From 51 to 100 items	B.P58	
From 101 to 500 items	B.P59	
More than 500 items	B.P60	

Notes

Specific requests of **not standard symbols** must be supplied according to the following rules:

- format of the file DXF or EPS;
- minimum line width and minimum distance between lines: 0.5 mm.

In all the buttons and controls, the symbols **can not be backlit** and the symbol can be placed in area as referred into the tables of the next page.

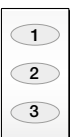
Example of buttons and controls with customisation


















Customisation table

Article code	Symbol code*	Q.ty	Article code	Symbol code*	Q.ty	Article code	Symbol code*	Q.ty

Positions and features for conventional controls and buttons (mark the position to customize)

Type	Customisation position	Not backlit customisation
Controls and buttons		positions 1, 2 and 3

Library of standard symbols and wordings.




























































































































































































										
51	52	53	54	55	56	57	58	59	60	61
OFF	ON									
33	34	39	40	41	42					



Eikon.

The library of standard symbols includes the pictograms and wording identifying the main functions that can be controlled by the devices: from lights to roller shutters, from HVAC control to home automation scenarios.

Library of standard symbols and wordings.

																
♦ S20.001	S20.002	S20.003	S20.004	S20.005	S20.006	S20.007	S20.008	S20.009	S20.010	S20.011	S20.012	S20.013	S20.014	S20.015	S20.016	S20.017
																
S20.018	S20.019	S20.020	S20.021	S20.022	S20.023	S20.024	S20.025	S20.026	S20.027	S20.028	♦ S20.029	S20.030	S20.031	S20.032	S20.033	S20.034
																
S20.035	S20.036	S20.037	S20.038	♦ S20.039	♦ S20.040	S20.041	S20.042	S20.043	S20.044	S20.045	S20.046	S20.047	S20.048	♦ S20.049	S20.050	S20.051
																
S20.052	♦ S20.053	♦ S20.054	♦ S20.055	♦ S20.056	♦ S20.057	♦ S20.058	♦ S20.059	♦ S20.060	S20.061	S20.062	S20.063	S20.064	S20.065	S20.066	S20.067	S20.068
																
S20.069	S20.070	S20.071	S20.072	♦ S20.073	♦ S20.074	S20.075	S20.076	S20.077	S20.078	S20.079	S20.080	S20.081	S20.082	S20.083	S20.084	S20.085
																
S20.086	S20.087	S20.088	S20.089	S20.090	S20.091	S20.092	S20.093	S20.094	S20.095	S20.096	S20.097	S20.098	S20.099	S20.100	S20.101	S20.102
																
S20.103	S20.104	S20.105	S20.106	S20.107	S20.108	S20.109	S20.110	S20.111	S20.112	S20.113	S20.114	S20.115	S20.116	♦ S20.117	S20.118	S20.119
																
S20.120	S20.121	S20.122	S20.123	S20.124	S20.125	S20.126	S20.127	S20.128	S20.129	S20.130	S20.131	S20.132	S20.133	S20.134	S20.135	S20.136
																
S20.137	S20.138	S20.139	S20.140	S20.141	S20.142	S20.143	S20.144	S20.145	S20.146	S20.147	S20.148	S20.149	S20.150	S20.151	S20.152	S20.153
																
S20.154	S20.155	S20.156	S20.157	S20.158	S20.159	S20.160	S20.161	S20.162	S20.163	S20.164	S20.165	S20.166	S20.167	S20.168	S20.169	S20.170
																
S20.171	S20.172	S20.173	S20.174	S20.175	S20.176	S20.177	S20.178	S20.179	S20.180	S20.181	S20.182	S20.183	S20.184	S20.185	MAKE UP ROOM	DO NOT DISTURB
S20.188.EN	S20.189.EN	S20.190.EN	S20.191.EN	S20.192.EN	S20.193.EN	S20.194.EN	S20.195.EN	S20.196.EN	S20.197.EN	S20.198.EN	S20.199.EN	S20.200.EN	S20.201.EN	S20.202	S20.203.EN	
LIGHT	OPEN	CLOSE	ALARM	COME IN	BACH	STAIRS	BATHROOM	CELLAR	STOREROOM	ATTIC	TERRACE	OUTSIDE	GARDEN	GARAGE	GENERAL	

♦ symbols already used on push buttons available in the catalogue



Arké.

The symbols available for Eikon are also available for Arké, but with a graphic style coordinated with the series.

Library of standard symbols and wordings.

♦S19.001	S19.002	S19.003	S19.004	S19.005	S19.006	S19.007	S19.008	S19.009	S19.010	S19.011	S19.012	S19.013	S19.014	S19.015	S19.016	S19.017
											♦S19.029	S19.030	S19.031	S19.032	S19.033	S19.034
S19.018	S19.019	S19.020	S19.021	S19.022	S19.023	S19.024	S19.025	S19.026	S19.027	S19.028	♦S19.029	S19.030	S19.031	S19.032	S19.033	S19.034
														♦S19.049	S19.050	S19.051
S19.035	S19.036	S19.037	S19.038	♦S19.039	♦S19.040	S19.041	S19.042	S19.043	S19.044	S19.045	S19.046	S19.047	S19.048	♦S19.049	S19.050	S19.051
S19.052	♦S19.053	♦S19.054	♦S19.055	♦S19.056	♦S19.057	♦S19.058	♦S19.059	♦S19.060	S19.061	S19.062	S19.063	S19.064	S19.065	S19.066	S19.067	S19.068
				♦S19.073	♦S19.074											
S19.069	S19.070	S19.071	S19.072	♦S19.073	♦S19.074	S19.075	S19.076	S19.077	S19.078	S19.079	S19.080	S19.081	S19.082	S19.083	S19.084	S19.085
S19.086	S19.087	S19.088	S19.089	S19.090	S19.091	S19.092	S19.093	S19.094	S19.095	S19.096	S19.097	S19.098	S19.099	S19.100	S19.101	S19.102
														♦S19.117	S19.118	S19.119
S19.103	S19.104	S19.105	S19.106	S19.107	S19.108	S19.109	S19.110	S19.111	S19.112	S19.113	S19.114	S19.115	S19.116	♦S19.117	S19.118	S19.119
S19.120	S19.121	S19.122	S19.123	S19.124	S19.125	S19.126	S19.127	S19.128	S19.129	S19.130	S19.131	S19.132	S19.133	S19.134	S19.135	S19.136
S19.137	S19.138	S19.139	S19.140	S19.141	S19.142	S19.143	S19.144	S19.145	S19.146	S19.147	S19.148	S19.149	S19.150	S19.151	S19.152	S19.153
S19.154	S19.155	S19.156	S19.157	S19.158	S19.159	S19.160	S19.161	S19.162	S19.163	S19.164	S19.165	S19.166	S19.167	S19.168	S19.169	S19.170
					MAKE UP ROOM	DO NOT DISTURB	0	1	2	3	4	5	6	7	8	9
S19.171	S19.172	S19.173	S19.174	S19.175	S19.176	S19.177	S19.178	S19.179	S19.180	S19.181	S19.182	S19.183	S19.184	S19.185	S19.186	S19.187
LIGHT	OPEN	CLOSE	ALARM	COME IN	BACK	STAIRS	BATHROOM	CELLAR	STORE ROOM	ATTIC	TERRACE	OUTSIDE	GARDEN	GARAGE	GENERAL	
S19.188.EN	S19.189.EN	S19.190.EN	S19.191.EN	S19.192.EN	S19.193.EN	S19.194.EN	S19.195.EN	S19.196.EN	S19.197.EN	S19.198.EN	S19.199.EN	S19.200.EN	S19.201.EN	S19.202	S19.203.EN	
















♦ symbols already used on push buttons available in the catalogue



Idea.

The library of standard symbols includes the pictograms and wording identifying the main functions that can be controlled by the devices: from lights to roller shutters, from HVAC control to home automation scenarios.

Library of standard symbols and wordings.

																
♦ S16.001	S16.002	S16.003	S16.004	S16.011	♦ S16.029	S16.030	S16.031	S16.032	S16.033	S16.034	S16.035	S16.036	S16.037	S16.038	♦ S16.039	♦ S16.040
							ON	OFF								
S16.047	♦ S16.049	S16.050	S16.051	S16.052	♦ S16.053	♦ S16.054	♦ S16.055	♦ S16.056	♦ S16.057	♦ S16.058	♦ S16.059	♦ S16.060	S16.061	S16.062	S16.063	S16.064
																
S16.065	S16.066	S16.067	S16.068	S16.069	S16.070	S16.071	S16.072	♦ S16.073	♦ S16.074	S16.075	S16.076	S16.077	S16.078	S16.113	S16.114	S16.115
																
S16.116	♦ S16.117	S16.125	S16.126	S16.127	S16.152	S16.164	S16.170	S16.171	S16.172	S16.173	S16.174	S16.175	S16.176	S16.177	S16.178	S16.179
4	5	6	7	8	9	make up room	do not disturb	light	open	close	alarm	come in	back	stairs	bathroom	cellar
S16.180	S16.181	S16.182	S16.183	S16.184	S16.185	S16.186	S16.187	S16.188.EN	S16.189.EN	S16.190.EN	S16.191.EN	S16.192.EN	S16.193.EN	S16.194.EN	S16.195.EN	S16.196.EN
storeroom	attic	terrace	outside	garden	garage	general										
S16.197.EN	S16.198.EN	S16.199.EN	S16.200.EN	S16.201.EN	S16.202	S16.203.EN	S16.205	S16.206	S16.207	S16.208	S16.209					




























































































































































































♦ symbols already used on push buttons available in the catalogue



Plana.

The library of standard symbols includes the pictograms and wording identifying the main functions that can be controlled by the devices: from lights to roller shutters, from HVAC control to home automation scenarios.

Library of standard symbols and wordings.

																
◆ S14.001	S14.002	S14.003	S14.004	S14.005	S14.006	S14.007	S14.008	S14.009	S14.010	S14.011	S14.012	S14.013	S14.014	S14.015	S14.016	S14.017
																
S14.018	S14.019	S14.020	S14.021	S14.022	S14.023	S14.024	S14.025	S14.026	S14.027	S14.028	◆ S14.029	S14.030	S14.031	S14.032	S14.033	S14.034
																
S14.035	S14.036	S14.037	S14.038	◆ S14.039	◆ S14.040	S14.041	S14.042	S14.043	S14.044	S14.045	S14.046	S14.047	S14.048	◆ S14.049	S14.050	S14.051
																
S14.052	◆ S14.053	◆ S14.054	◆ S14.055	◆ S14.056	◆ S14.057	◆ S14.058	◆ S14.059	◆ S14.060	S14.061	S14.062	S14.063	S14.064	S14.065	S14.066	S14.067	S14.068
																
S14.069	S14.070	S14.071	S14.072	◆ S14.073	◆ S14.074	S14.075	S14.076	S14.077	S14.078	S14.079	S14.080	S14.081	S14.082	S14.083	S14.084	S14.085
																
S14.086	S14.087	S14.088	S14.089	S14.090	S14.091	S14.092	S14.093	S14.094	S14.095	S14.096	S14.097	S14.098	S14.099	S14.100	S14.101	S14.102
																
S14.103	S14.104	S14.105	S14.106	S14.107	S14.108	S14.109	S14.110	S14.111	S14.112	S14.113	S14.114	S14.115	S14.116	◆ S14.117	S14.118	S14.119
																
S14.120	S14.121	S14.122	S14.123	S14.124	S14.125	S14.126	S14.127	S14.128	S14.129	S14.130	S14.131	S14.132	S14.133	S14.134	S14.135	S14.136
																
S14.137	S14.138	S14.139	S14.140	S14.141	S14.142	S14.143	S14.144	S14.145	S14.146	S14.147	S14.148	S14.149	S14.150	S14.151	S14.152	S14.153
																
S14.154	S14.155	S14.156	S14.157	S14.158	S14.159	S14.160	S14.161	S14.162	S14.163	S14.164	S14.165	S14.166	S14.167	S14.168	S14.169	S14.170
																
S14.171	S14.172	S14.173	S14.174	S14.175	S14.176	S14.177	S14.178	S14.179	S14.180	S14.181	S14.182	S14.183	S14.184	S14.185	make up room	do not disturb
S14.186	S14.187															
light	open	close	alarm	come in	back	stairs	bathroom	cellar	storeroom	attic	terrace	outside	garden	garage	general	
S14.188.EN	S14.189.EN	S14.190.EN	S14.191.EN	S14.192.EN	S14.193.EN	S14.194.EN	S14.195.EN	S14.196.EN	S14.197.EN	S14.198.EN	S14.199.EN	S14.200.EN	S14.201.EN	S14.202	S14.203.EN	



VIMAR

Viale Vicenza, 14
36063 Marostica VI - Italy
Tel. +39 0424 488 600
Fax +39 0424 488 709
www.vimar.com