

OPENSHADE Powered

Order Form and Product Guide

Customer _____
 Address _____

Tel _____
 Fax _____
 Mobile _____
 Email _____

Order _____
 Quote _____
 Project Name _____
 Project Location _____
 Date _____

1 Window ID	2 Location	5 Demensions	3 Fabric	4 Recess or Blind Dimensions	Motor Options	9 Fixing	10 Hembar Profile	11 Colour	12 Restraint Options			13 Fabric Layout options	15 Qty
									Free Hanging	Guide Wire <i>*Chrome only</i>	Side Tracks		
		Width _____ Drop _____	OA Code _____ or Custom* *Please fill in Cutom Fabric below	Recess Blind * *Bracket to Bracket	Code Wire Exit Point Left Right Connector * Yes No * QS Motor only	Top Face	Round Small Large Large Covered Pocketed weight bar Stitched Glued	White Beige Black Grey * *Round Hembar only		Type: Dome* Flush Mounted Finish: Chrome Black Nickel		Direction off roller Front Back Fabric Face Inside Outside	
		Width _____ Drop _____	OA Code _____ or Custom* *Please fill in Cutom Fabric below	Recess Blind * *Bracket to Bracket	Code Wire Exit Point Left Right Connector * Yes No * QS Motor only	Top Face	Round Small Large Large Covered Pocketed Weight Bar stitched glued	White Beige Black Grey * *Round Hembar only		Type: Dome* Flush Mounted Finish: Chrome Black Nickel		Direction off roller Front Back Fabric Face Inside Outside	
		Width _____ Drop _____	OA Code _____ or Custom* *Please fill in Cutom Fabric below	Recess Blind * *Bracket to Bracket	Code Wire Exit Point Left Right Connector * Yes No * QS Motor only	Top Face	Round Small Large Large Covered Pocketed Weight Bar stitched glued	White Beige Black Grey * *Round Hembar only		Type: Dome* Flush Mounted Finish: Chrome Black Nickel		Direction off roller Front Back Fabric Face Inside Outside	

Column	Notes
3	For fabric selection please see online fabric collection
7	Motors are either switched or remote controlled see page 2 for details
10	<ul style="list-style-type: none"> ● Round hembar is not suitable for fabric over 0.45 mm thick. Use hembar to fabric compatibility chart ● A black brush strip is fitted to large and small hembars, not available on round or covered hembars ● Covered hembar has a small painted area visible on the back face ● Beige mouldings only available with round hembar assemblies
10 & 11	<ul style="list-style-type: none"> ● For hembar selection see page 2 ● Hardware mouldings fitted as appropriate, available in White / Black / Grey
12	<ul style="list-style-type: none"> ● Side track assembly does 'not' give 100% blackout ● Side track external size = recess size (X + 4mm)

Custom fabric

Code / name /

Thickness / width /

Price per sqm

Supplier: Phone

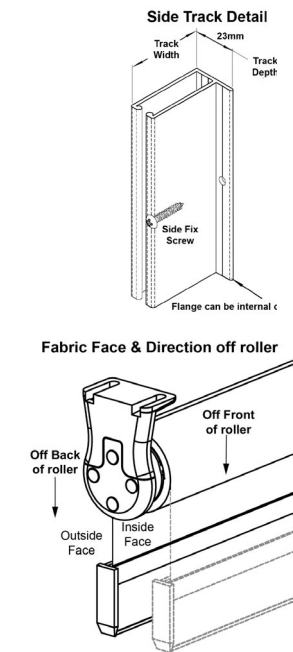
Supply minimum of 1 m² of each fabric for suitability check

OPENSIDE Powered

Order Form and Product Guide

Motor code	Motor Description	Switched (SW) or remote controlled (R)	Torque Nm	RPM	Voltage	Min X	Max X	Max stowed dia	Max drop
RO28	Somfy RollUP 28 RTS	R	1.1	28	12vDC Regulated	315mm [12 3/8"]	2600mm [102 3/8"]	75mm [2 15/16"]	2000mm [78 3/4"] to 3000mm [118 1/8"]
28WT	Somfy Roll Up 28WT	SW	0.8	30	24vDC Regulated	362mm [14 1/4"]	2000mm [78 3/4"]	50mm [1 15/16"]	
S30D	Somfy Sonesse 30 DC	SW	2	28	24vDC Regulated	480mm [18 7/8"]	2600mm [102 3/8"]	75mm [2 15/16"]	
S30R	Somfy Sonesse 30 RTS	R	2	28	24vDC Regulated	480mm [18 7/8"]	2600mm [102 3/8"]	75mm [2 15/16"]	
S40W	Somfy Sonesse 40 WT 240v	SW	9	12	240vAC	590mm [23 1/4"]	3000mm [118 1/8"]	75mm [2 15/16"]	
S40W2	Somfy Sonesse 40 WT 240v	SW	3	30	240vAC	560mm [22 1/16"]	3000mm [118 1/8"]	75mm [2 15/16"]	
S40W1	Somfy Sonesse 40 WT 110v	SW	9	14	110vAC	590mm [23 1/4"]	3000mm [118 1/8"]	75mm [2 15/16"]	
S40R	Somfy Sonesse 40 RTS 240v	R	9	12	240vAC	630mm [24 13/16"]	3000mm [118 1/8"]	75mm [2 15/16"]	
S40R2	Somfy Sonesse 40 RTS 240v	R	3	30	240vAC	600mm [23 5/8"]	3000mm [118 1/8"]	75mm [2 15/16"]	
S40R1	Somfy Sonesse 40 RTS 110v	R	9	14	110vAC	630mm [24 13/16"]	3000mm [118 1/8"]	75mm [2 15/16"]	
LD64	Lutron QED 64 **	**	1.1	43	25v AC	560mm [22 1/16"]	2400mm [94 1/2"]	75mm [2 15/16"]	
LS64	Lutron QS 64 **	**	1.1	43	25v DC	560mm [22 1/16"]	2400mm [94 1/2"]	75mm [2 15/16"]	
LD100	Lutron QED 100 **	**	2.82	43	25v AC	700mm [27 9/16"]	3400mm [133 7/8"]	110mm [4 5/16"]	2500mm [98 7/16"] to 3800mm [149 5/8"]
LS100	Lutron QS 100 **	**	2.82	43	25v DC	700mm [27 9/16"]	3400mm [133 7/8"]	110mm [4 5/16"]	

Max blind limits are only a guide, they are dependant on fabric size, type of weave, weight and quality. Motor torque and type of restraint selected are also factors. Beyond these sizes please contact Oceanair.



Notes:-

- When requesting a blind near the upper size limits, heavy fabrics may show signs of deflection (slight ripples), caused by total weight of roller, fabric and hembar etc. To avoid this, split the width to make 2 blinds, or discuss your requirements with Oceanair.

**** Specialist motors please contact Oceanair for more details**

Hembar

Restraint type	Hembar type			
	Pocketed weight bar	Round #	Small	Large
Free hanging	✓	✓	✓	✓
Guide wire		✓	✓#	✓#
Side track			✓	✓

Not available on QED or QS 100 Assemblies


Guide wiring Options with Chrome dome



Small or Large hembar with brush strip

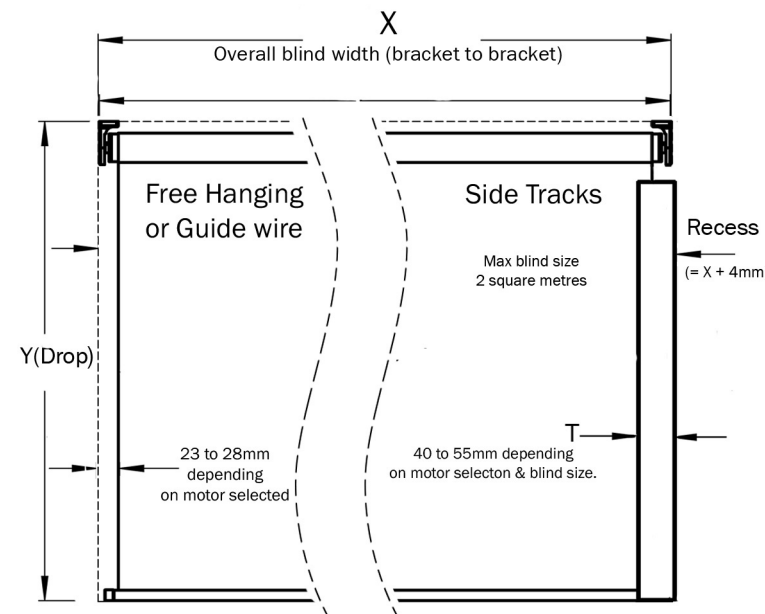


13mm gap under round hembar

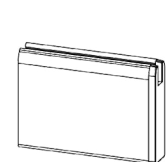


NEW Flush Mounted Chrome Hold Down strip

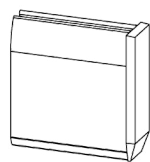
Lutron™ QS Motor Connector



Hembar Profiles




Small



Large



Round



Pocketed Weight Bar