

## TV-RD-SAT 5-2400 MHz socket outlets - TECHNICAL CHARACTERISTICS

### Coaxial TV-RD-SAT socket outlets

#### Scope

- connect user equipments to systems for the distribution of analogic or digital sound and video signals, from terrestrial, satellite or cable link, in the 5-2400 MHz frequency band
- permit the connection of a single device (e.g. TV or SAT receiver)
- can be used for satellite Internet applications and, thanks to the 5-40 MHz return channel, also for interactive functions (hotel communications and cable TV)
- a choice of single connection sockets allows the passage of d.c. current and control signals, and of through-line sockets with three different attenuation ratings, ensures optimal utilisation on any type of individual or central distribution configuration (see table overleaf).

#### The range

- 1 single connection socket which allows the passage of d.c. current and control signals (24 V 500 mA max)
- 3 through-line sockets with:
  - connection attenuation 10 dB
  - connection attenuation 15 dB
  - connection attenuation 20 dB

The through-line sockets can become end-of-line sockets if "closed" with the special terminal resistor 16330. They allow d.c. current and control signals (24 V 500 mA max) to pass through the line, **but not to the user port** (IEC 60169-2 male connector).

#### Some examples of supported system topologies

Multiple socket outlets in cascade

Multiple parallel connected socket outlets

Combined cascade/parallel connected

Multi-switch for satellite signal distribution

Multi-switch for combined terrestrial and satellite signal distribution

Combined cascade/parallel with IF-IF conversion unit for single-cable distribution of combined terrestrial and satellite signals

Combined cascade/parallel with modular unit for feeding terrestrial and satellite programs in the 40-862 MHz band (terrestrial)

#### Technical specifications

- frequency range: 5-2400 MHz
- output: IEC 60169-2 male connector
- return channel in 5-40 MHz band
- shielding efficiency: A class
- cable dimensions:
  - internal wire  $\varnothing$  3 mm max
  - external insulating sheath:  $\varnothing$  5-7 mm

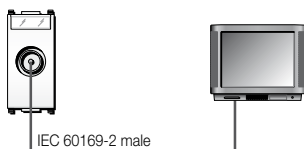
#### Conformity to Standards

EN 50083-1, EN 50083-4 Standards  
EMC Directive  
EN 50083-2 Standard

### Attenuations

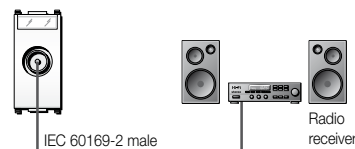
Socket type	Type of attenuations	Frequencies (MHz)					
		5-40	40-470	470-862	862-950	950-1750	1750-2400
Single connection 1 dB	Connection attenuation (dB)	0,1	0,2	0,3	0,3	0,5	0,7
	Throughpass attenuation (dB)	11,5	10	10	10	10	11,5
Through-line 10 dB	Connection attenuation (dB)	15	15	15	15	15	15
	Throughpass attenuation (dB)	0,8	0,8	0,8	0,9	1,1	1,4
Through-line 15 dB	Connection attenuation (dB)	20	20	20	20	0	20
	Throughpass attenuation (dB)	0,8	0,5	0,7	0,8	1	1,3

### How to connect



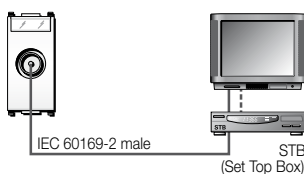
#### Programmes - Applications

- Terrestrial TV



#### Programmes - Applications

- Terrestrial radio



#### Programmes - Applications

- Cable TV (CATV)
- Interactive hotel communications



#### Programmes - Applications

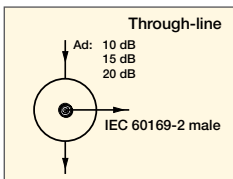
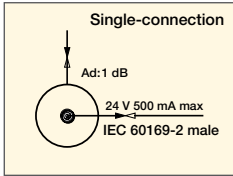
- Satellite TV and radio

— Coaxial cable connection      - - - - - SCART cable connection

## TV-RD-SAT 5-2400 MHz socket outlets

### Coaxial TV-RD-SAT 5-2400 MHz socket outlet

20300.01	.B	.N	Coaxial TV-RD-SAT 5-2400 MHz socket outlet, single connection, with IEC 60169-2 male connector, connection attenuation 1 dB. Allows the passage of d.c. current and control signals (24 V 500 mA max)
20300.10	.B	.N	Coaxial TV-RD-SAT 5-2400 MHz socket outlet, through-line, with IEC 60169-2 male connector, connection attenuation 10 dB
20300.15	.B	.N	As above, connection attenuation 15 dB
20300.20	.B	.N	As above, connection attenuation 20 dB



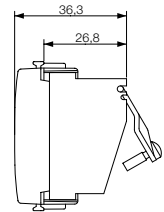
20300.01  
grey



20300.01.B  
white



20300.01.N  
Next



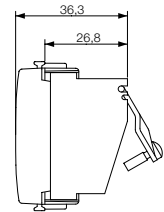
20300.10  
20300.15  
20300.20  
grey



20300.10.B  
20300.15.B  
20300.20.B  
white



20300.10.N  
20300.15.N  
20300.20.N  
Next



### Installation

