

Comfort - TECHNICAL CHARACTERISTICS

Switches for fan-coil regulation

Suitable to regulate the fan-coil speed on three levels.

Available in 1 or 2 module size:

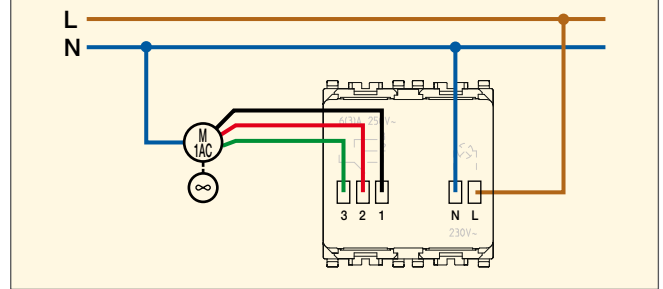
- **20095**: not lightable symbols;
- **20096**: lightable symbol, supply voltage 230 V~.

Conformity to Standard

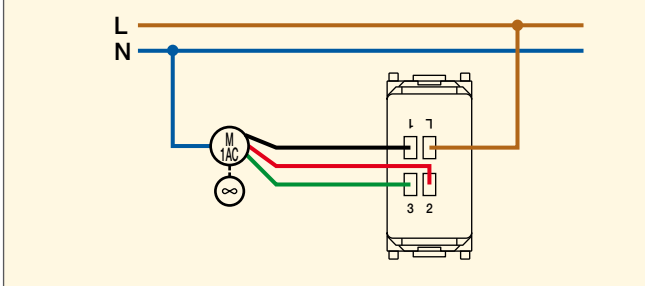
LV Directive

EN 60669-1 Standard

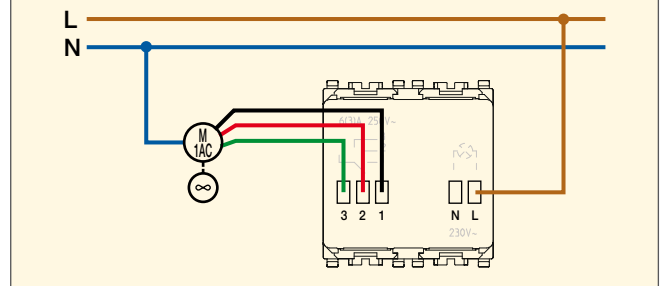
20096 - Wiring diagram (enlightened symbol)




20095 - Wiring diagram



20096 - Wiring diagram (not enlightened symbol)



20096 - Example of use



Switch for fan-coil regulation

20095 .B .N 1P 6(2) A 250 V~ 4-position slide switch, for fan-coil speed regulation



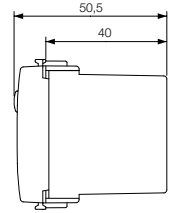
20095
grey



20095.B
white



20095.N
Next



Rotary switch for fan coil regulation

20096 .B .N 1P 6(3) A 250 V~ 4-position rotary switch, for fan coil speed regulation lightbale symbols (supply voltage 230 V~, only) - 2 modules



20096
grey



20096.B
white



20096.N
Next

