

Switches - TECHNICAL CHARACTERISTICS

Switches with directional arrows

These switches can be used for the direct control of motor driven loads, i.e. roller blinds, gates, etc.

Interlocked buttons, or those with non-simultaneous closing, may control two independent circuits and are normally combined with relays, to allow the activation of motor driven pulses (i.e. motors for blinds, gates, etc.)

Key-operated switches


These switches are particularly suitable for preventing outsiders from unauthorized operations.


Two kinds of key-operated switches are available: switches with the same lock and key (000 unified code), which allows the user to operate all the switches with the same key; switches with different locks and keys, to restrict the possibility of operations according to particular needs of the users.

They are all delivered with two keys. The key is removable when the switches are either in the ON or in the OFF position.

By request the switches can be supplied with the key removable in the ON position only.

A serigraphy on the front of the switches indicates the type of key removing:

 = key removable both in ON and OFF position

 = key removable in OFF position, only

IMPORTANT

Vimar has a range of 100 different combination keys used at random in every produced lot, this guaranteeing that each packing unit of 20 pieces will be provided with 20 different combination keys.

Switches

Switch with directional arrows 250 V~

20060	.B	.N	2P 10 AX (6 terminals) two-button switch, with directional arrows and central OFF position
20062	.B	.N	Two interlocked push buttons, 1P NO + 1P NO 10 A, with directional arrows



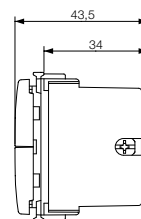
20060
grey



20060.B
white



20060.N
Next



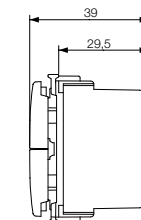
20062
grey



20062.B
white



20062.N
Next



2P key-operated switch 250 V~

20082	.B	.N	2P 16 AX 1-way switch, key removable in "0" (OFF) position, only
20082.CU	.B	.N	As above, with 000 unified key
20083	.B	.N	2P 16 AX 1-way switch, key removable in both positions
20083.CU	.B	.N	As above, with 000 unified key



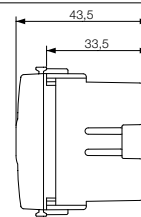
20082
20082.CU
grey



20082.B
20082.CU.B
white



20082.N
20082.CU.N
Next



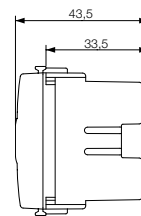
20083
20083.CU
grey



20083.B
20083.CU.B
white



20083.N
20083.CU.N
Next



2P key-operated switch 250 V~

20086	.B	.N	2P NO 16 A push button, key removable in "0" (OFF) position, only
20086.CU	.B	.N	As above, with 000 unified key



20086
20086.CU
grey



20086.B
20086.CU.B
white



20086.N
20086.CU.N
Next

