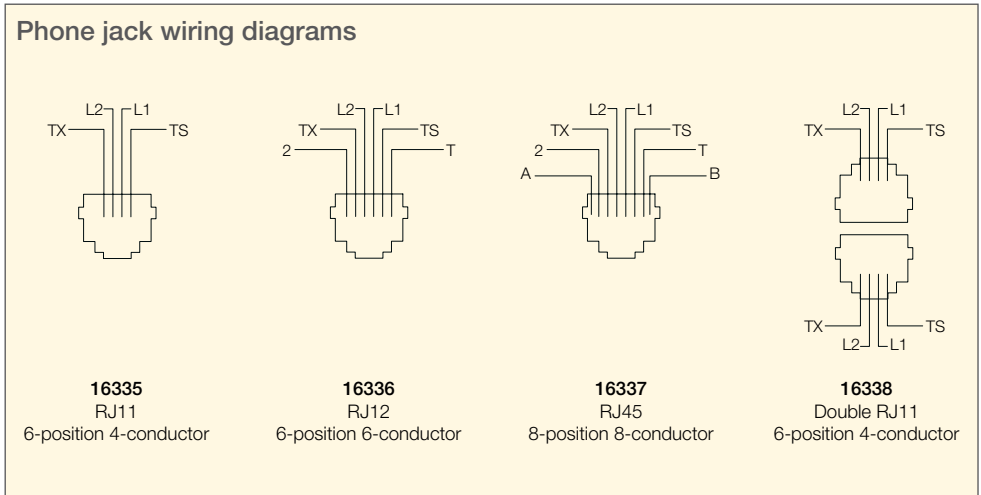


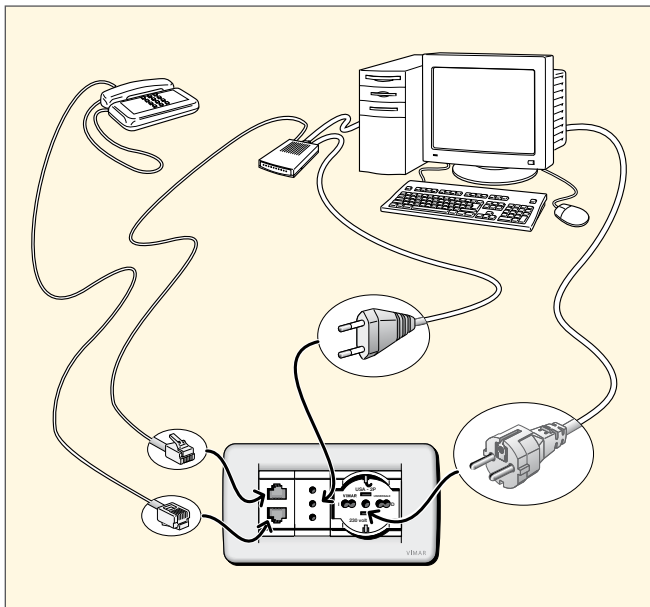
Signal reception socket outlets - TECHNICAL CHARACTERISTICS

Phone jacks

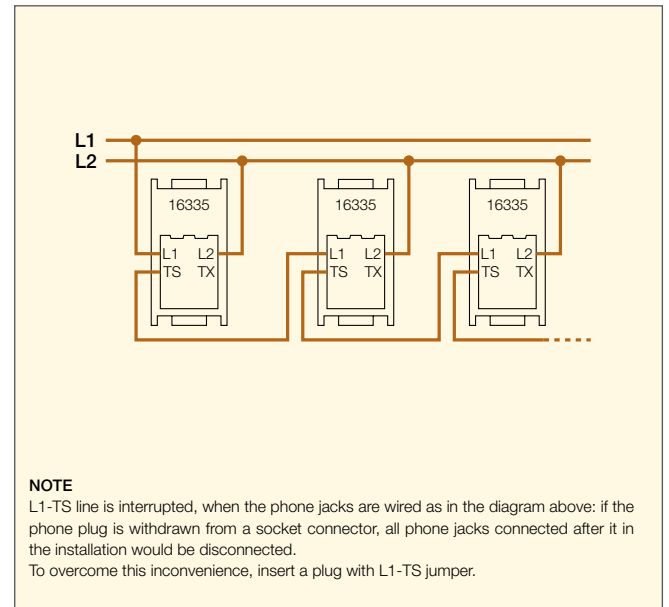
Technical specifications
- screw terminal connections



16338 - Example of use



16335 - Wiring diagram



Signal reception socket outlets

Special socket outlet

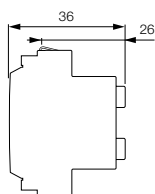
16300	.B	2P 6 A 24 V (SELV) socket outlet for 01620 plug (\varnothing 3 mm pins, 12,4 mm distance between centres). For auxiliary circuits
16301	.B	Polarized 2P 6 A 24 V (SELV) socket outlet, for 01616 and 01617 plugs (1 \varnothing 3 mm pin and \varnothing 4 mm pin, 12,4 mm distance between centres). For Hi-Fi installations, HFTR reception, etc.
16345	.B	Polarized 2P 6 A 24 V (SELV) socket outlet, for 01099 plug
16332	.B	5-pole DIN 41524 socket connector. For phonic circuits, Hi-Fi and similar installations



16300
grey



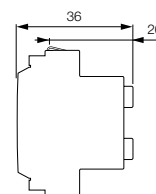
16300.B
white



16301
grey



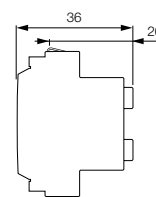
16301.B
white



16345
grey



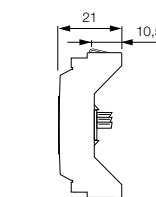
16345.B
white



16332
grey



16332.B
white



Phone jack

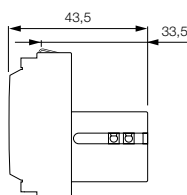
16335	.B	RJ11 phone jack, 6-position 4-conductor (6/4), screw terminals
16336	.B	RJ12 phone jack, 6-position 6-conductor (6/6), screw terminals
16337	.B	RJ45 phone jack, 8-position 8-conductor (8/8), screw terminals
16338	.B	Double RJ11, 6-position 4-conductor (6/4), screw terminals
16347	.B	8-conductor French standard phone jack



16335
grey



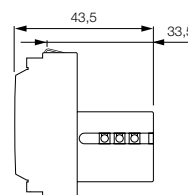
16335.B
white



16336
grey



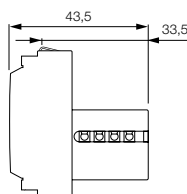
16336.B
white



16337
grey



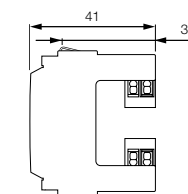
16337.B
white



16338
grey



16338.B
white



16347
grey



16347.B
white

