

Infrared switches - TECHNICAL CHARACTERISTICS

14173 - Infrared receiver for roller blinds

Technical specifications

- Supply voltage: 230 V~ 50-60 Hz
- Operating: monostable, bistable or bistable with timed OFF
- Infrared control, RC5 protocol
- Operating temperature: -5 °C - +35 °C

Controllable loads

- Resistive loads \sim : 4 A
- Motors Ⓜ : 2 A $\cos\phi$ 0,6

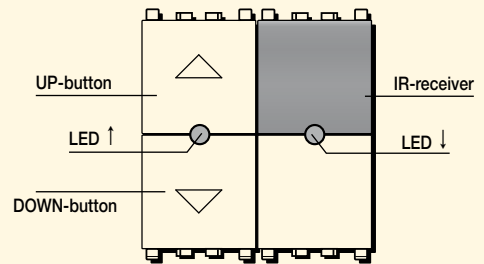
Operating

- Opens and closes roller blinds with:
 - 2 buttons on the front of the device;
 - control difrom several points with 2 NO push buttons (max. range 100 m); do not use with built-in indicator unit;
 - infrared control with 2 remote control buttons (up and down buttons).
- Operating status indication (to be set at the time of the configuration);
- Monostable, bistable, bistable with timed OFF, confirmed by LED
- Programmable flashing LED.

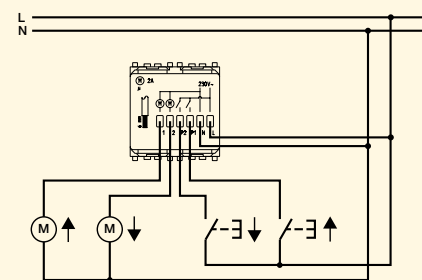
Conformity to Standard

LV Directive
EMC Directive
EN 60669-2-1 Standard

14173 - Front view



14173 - Control from peripheral NO push buttons



- To regulate the load, hold down the button on the unit or the remote control; to reverse the direction of regulation, release the button and then hold it down again. When the maximum or minimum value of the load is reached, the regulation stops and can be reversed by releasing and then holding down the button again.

Connections

- Install the device with a 20A16 fuse carrier with fast blow-out fuse with high-breaking capacity F 2,5 AH 250 V~ (07050.HF.2,5) type.

Conformity to Standards

LV Directive
EMC Directive
EN 60669-2-1 Standard

14175 - Infrared receiver with dimmer

Technical specifications

- Supply voltage: 230 V~ 50 Hz
- Switch on, regulation and off, with built-in button, with 01849 infrared remote control or NO non-luminous push buttons connected in parallel.
- Stores the set regulation when the load is switched off (except for power failure)
- Soft start: slowly brings the loads up from off to maximum or to the regulated setting;
- Soft end: slowly brings the load down from on to off;
- Protection against short circuits at on with flashing LED warning;
- Overheating with flashing indicator unit
- MASTER-SLAVE function: so long as the maximum permissible load of each dimmer is not exceeded, a single MASTER device can be combined with up to 4 SLAVE 20161 dimmers for a total maximum load of 2450 W (VA)
- Infrared switch, RC5 protocol
- Operating temperature: -5 °C - +35 °C

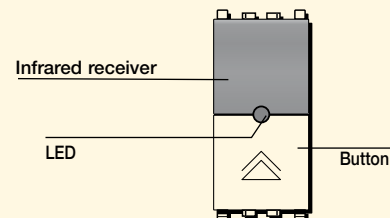
Controllable loads

- Incandescent and halogen lamps Ⓜ : 40-450 W
- Ferromagnetic transformers for low-voltage halogen lamps Ⓜ : 40-450 VA
- Electronic transformers VIMAR 01860.60 max 4, or 01860.105 max 3
- Inductive response electronic transformers Ⓜ : 40-300 VA 230 V~ 50 Hz (300 VA max up to 3 transformers, 240 VA max up to 4 transformers; do not connect more than 4 transformers)
- Not suitable for motor control (e.g. exhaust fans, extractors)

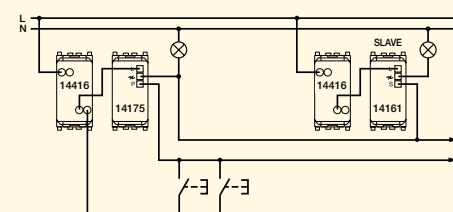
Operating

- Loads can be switched on and off by briefly pressing one of the connected buttons, the button on the unit itself or the button on the remote control assigned to the receiver.

14175 - Front view



14175 - SLAVE and NO push buttons connections



For a correct operating the distance between MASTER and SLAVE dimmers or NO push buttons should not exceed 100 m.


Infrared switches

Infrared receiver

14173 .SL Infrared receiver with 4 A 230 V~ relay output for roller blinds, control with built-in push button, 01849 remote control or from peripheral NO push buttons, mono-or-bistable mode, visible in darkness, supply voltage 230 V~ 50-60 Hz
- 2 modules

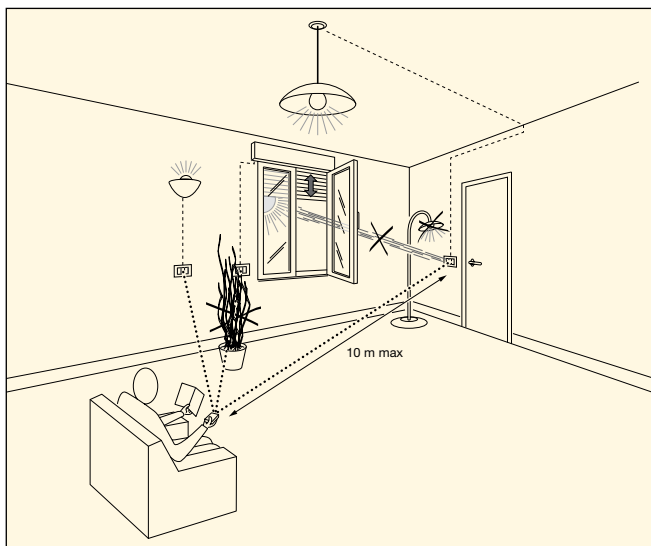






Infrared receiver

14175 .SL Infrared receiver with dimmer, supply voltage 230 V~ 50 Hz for 40-450 W incandescent lamps, 40-450 VA ferromagnetic transformers and 40-300 VA  inductive response electronic transformers, control and regulation with built-in push button, 01849 remote control and from peripheral NO push buttons, MASTER function, MOSFET+TRIAC technology, visible in darkness.
Not suitable for installation in Isoset IP44 and IP55 enclosures



14175 - Example of use



Controllable loads	Charact. controllable transformer	14175 MASTER	14161 SLAVE
	-	40 - 450 W	40 - 500 W
	-	40 - 450 VA	40 - 500 VA
		40 - 300 VA	40 - 300 VA

NOTE

Installation of 2 dimmers in the same mounting box, the loads controlled by each dimmer must be reduced so that their total does not exceed the indicated values.