

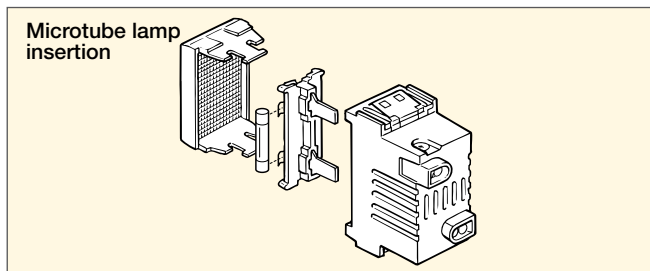
Acoustic and optical signalling - TECHNICAL CHARACTERISTICS

Luminous indicator units

Microtube lamp

Conformity to Standards

LV Directive



A 1,5 µF 400 V~ capacitor should be connected in parallel to neon or fluorescent microtube lamps to avoid self-ignition in special circuits

Technical specifications of microtube lamps

Colour of emitted light	Article	Type	Voltage	W	Lamp dim. (mm)	Bulb dim. (mm)	Lamp colour	Diffuser colour
white	07054	incandescence	12 V	3 W	7x31	ø 8x15	white	white
white	07055	incandescence	24 V	3 W	7x31	ø 8x15	white	white
orange	07054	incandescence	12 V	3 W	7x31	ø 8x15	white	orange
orange	07055	incandescence	24 V	3 W	7x31	ø 8x15	white	orange
red	07053	neon	110 V~	0,5 W	6,3x28		red	red
red	07052	neon	250 V~	0,5 W	6,3x28		red	red
green	Δ 07053.V	fluorescent	110 V~	0,5 W	6,3x28		green	green
green	07052.V	fluorescent	250 V~	0,5 W	6,3x28		green	green
blue	Δ 07053.AZ	fluorescent	110 V~	0,5 W	6,3x28		blue	white
blue	07052.AZ	fluorescent	250 V~	0,5 W	6,3x28		blue	white

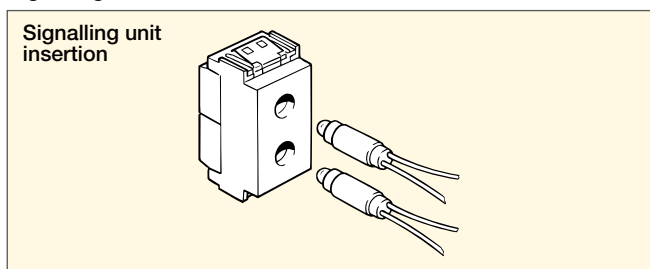
Note Colour of emitted light = colour of microtube lamp + diffuser colour

Double luminous indicator units

Signalling unit

Conformity to Standards

LV Directive



A 1,5 µF 400 V~ capacitor should be connected in parallel to neon or fluorescent microtube lamps to avoid self-ignition in special circuits

Technical specifications of signalling unit

Colour of emitted light	Article	Type	Voltage	W	Colour	Diffuser colour
white	10490	incandescence	12 V	0,5 W max	white	white
white	10491	incandescence	24 V	0,5 W max	white	white
orange	10490	incandescence	12 V	0,5 W max	white	orange
orange	10491	incandescence	24 V	0,5 W max	white	orange
red	10492	neon	110 V~	0,5 W max	red	red
red	10493	neon	250 V~	0,5 W max	red	red
green	Δ 10492.V	fluorescent	110 V~	0,5 W max	green	green
green	10493.V	fluorescent	250 V~	0,5 W max	green	green
blue	Δ 10492.AZ	fluorescent	110 V~	0,5 W max	blue	white
blue	10493.AZ	fluorescent	250 V~	0,5 W max	blue	white

Note Colour of emitted light = colour of microtube lamp + diffuser colour

Acoustic and optical signalling

Luminous indicator unit

16431	.B	Indicator unit for \varnothing 6.3x28 mm or \varnothing 7x31 mm lamp, white diffuser. Supplied without lamp
16431.V	.B	As above, green diffuser
16431.R	.B	As above, red diffuser
16431.A	.B	As above, orange diffuser



16431
grey



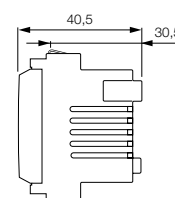
16431.B
white




16431.V
grey



16431.V.B
white



16431.R
grey



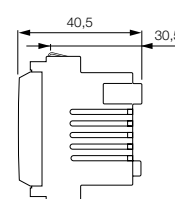
16431.R.B
white



16431.A
grey



16431.A.B
white



Double indicator unit

Δ 16432.AB	.B	Double indicator unit for 2 signalling units, orange and white diffusers. Supplied without signalling units
Δ 16432.AR	.B	As above, orange and red diffusers
Δ 16432.AV	.B	As above, orange and green diffusers
Δ 16432.BR	.B	As above, white and red diffusers
Δ 16432.BV	.B	As above, white and green diffusers
16432.RV	.B	As above, red and green diffusers



16432.AB
grey



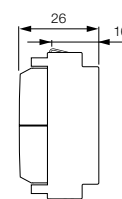
16432.AB.B
white




16432.AR
grey



16432.AR.B
white



16432.AV
grey



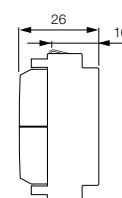
16432.AV.B
white



16432.BR
grey



16432.BR.B
white



16432.BV
grey



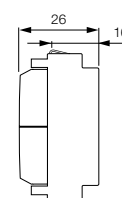
16432.BV.B
white



16432.RV
grey



16432.RV.B
white



Switches

Luminous indicator unit

Δ 10304 Indicator unit for \varnothing 6,3x28 mm or \varnothing 7x31 mm microtube lamp, white diffuser. Supplied without lamp

10305 As above, green diffuser

10306 As above, red diffuser

Δ 10307 As above, orange diffuser

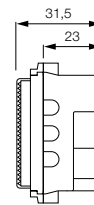
Technical specifications: see page 184



10304



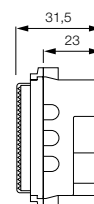
10305



10306



10307



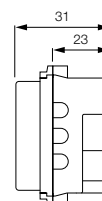
Protection device

10370 1P 16 A 250 V~ fuse carrier for \varnothing 5x20 mm and \varnothing 6,3x32 mm miniature fuses. Supplied without fuse

Technical specifications: see page 184



10370



1P circuit breaker (CB)

Δ 10064.06 1P C 6 circuit breaker, supply voltage 120-230 V~ 50-60 Hz, breaking capacity 1500 A

Δ 10064.10 1P C 10 circuit breaker, supply voltage 120-230 V~ 50-60 Hz, breaking capacity 1500 A

Δ 10064.16 1P C 16 circuit breaker, supply voltage 120-230 V~ 50-60 Hz, breaking capacity 1500 A

Suitable for: - mounting boxes for masonry - mounting boxes for hollow walls - IP55 enclosures - 09974 surface mounting boxes

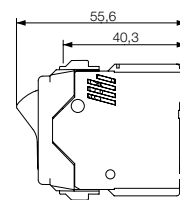
Technical specifications: see page 194



10064.06



10064.10



10064.16

