

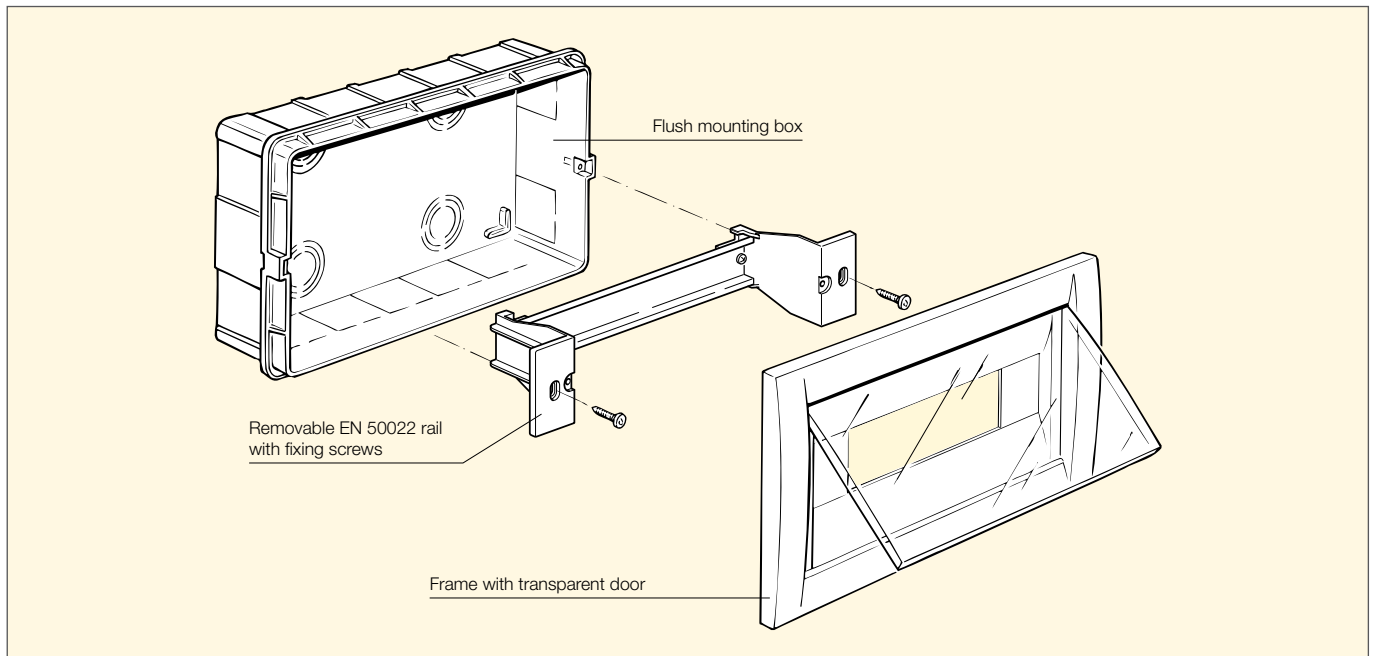
IP40 Idea consumer units - TECHNICAL CHARACTERISTICS

Scope

Idea consumer units have been designed to offer aesthetical coordination in installations realized with Idea equipments, nevertheless, thanks to their versatility, they are suitable for any domestic or commercial electrical installation.


Conformity to Standards

LV Directive
CEI 23-48 (IEC 60670), CEI 23-49 Standard



Technical specifications

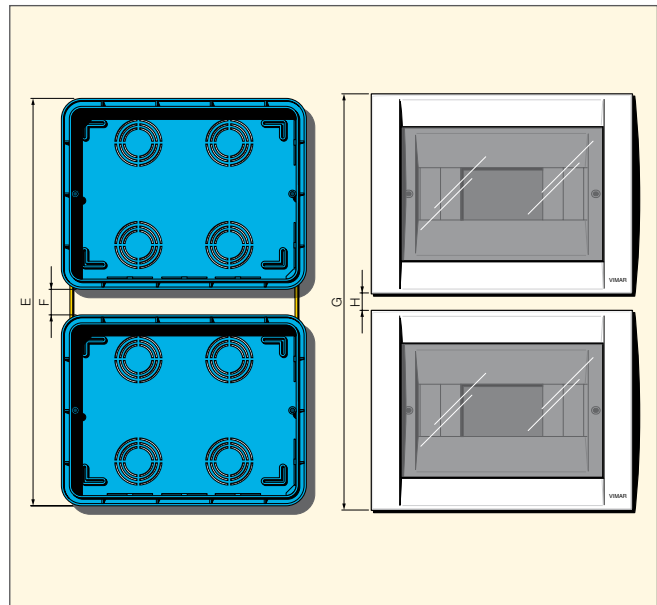
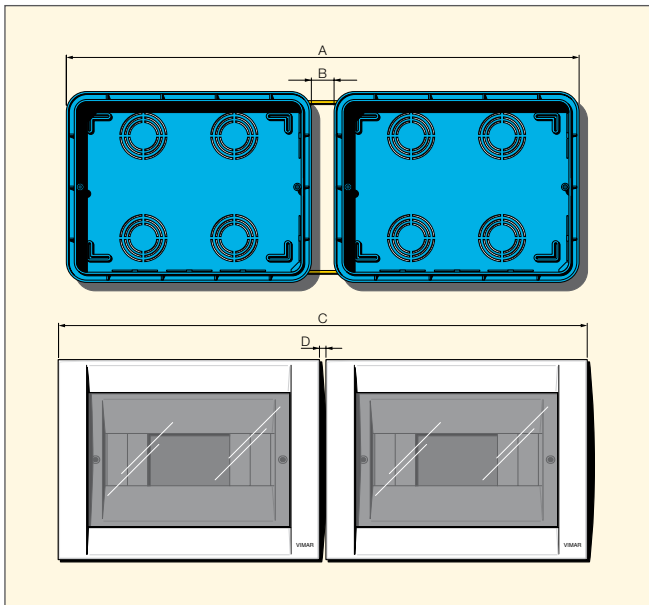
- Idea design and colours for aesthetical coordination with all the other equipments of the installation
- 7 standard colours and finishes
- frame provided with knockouts
- frame separated from the EN 50022 rail, for installation after wiring and painting
- mounting frame for EN 50022 rail removable for easy wiring and adjustable for horizontal alignment of the consumer unit
- self-adhesive tags for the identification of the installed equipments and the correct indication on ratings, in compliance with the Italian standard CEI 23-51
- transparent door with blocking device when open
- the consumer unit formed by EN 50022 rail, frame and door does not include the mounting box;
- protection degree (to EN 60529): IP40
- resistance to abnormal heat and to fire: Glow Wire test at 650 °C
- resistance to ageing, according to Italian standard CEI 23-48: 7 days at 70 °C
- resistance to heat: ball-pressure test, according to Italian standard CEI 23-48: 70 °C
- temperature during installation: -15 °C ÷ +60 °C
- complete insulation according to EN 60439-1



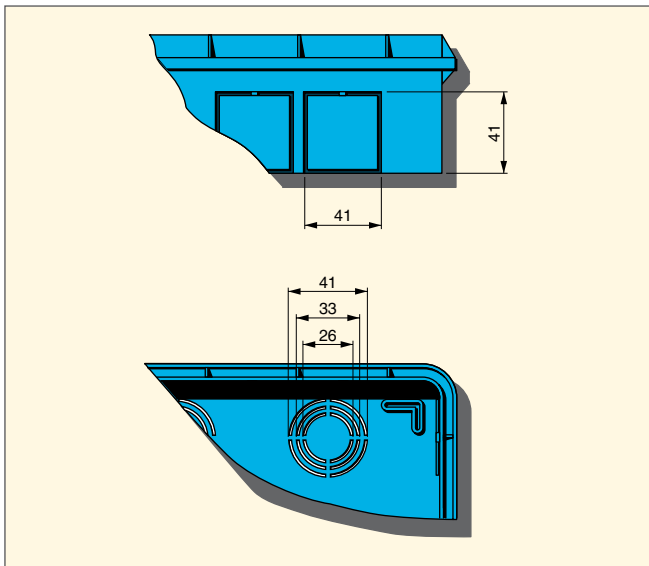
IP40 Idea consumer units

Overall dimensions for side-by-side installation of consumer units with V70191 joint plate

Article	A	B	C	D	E	F	G	H
V53908	234,7	22,7	---	---	358,7	22,7	---	---
V53008...	---	---	468,7	8,7	---	---	366,7	14,7
V53912	598,7	22,7	---	---	358,7	22,7	---	---
V53012...	---	---	612,7	8,7	---	---	366,7	14,7
V53924	598,7	22,7	---	---	658,7	22,7	---	---
V53024...	---	---	612,7	8,7	---	---	666,7	14,7
V53936	601	21	---	---	1061	21	---	---
V53036...	---	---	613	9	---	---	1071	11



Cable entry dimensions



IP40 Idea consumer units

8-module consumer unit

V53008.G	Flush consumer unit with horizontally hinged transparent door, 8 modules, delivered with EN 50022 rail, Idea grey
V53008.B	As above, Idea white
V53008.N	As above, black
V53008.Z	As above, white
V53008.V23	As above, metallized anthracite
V53008.V41	As above, walnut briar
V53008.V42	As above, cherry briar
V53908	Mounting box for 8-module consumer unit V53008..., light blue
V71620	Multifunction mounting boxes (GW 850 °C), light blue



12-module consumer unit

V53012.G	Flush consumer unit with horizontally hinged transparent door, 12 modules, delivered with EN 50022 rail, Idea grey
V53012.B	As above, Idea white
V53012.N	As above, black
V53012.Z	As above, white
V53012.V23	As above, metallized anthracite
V53012.V41	As above, walnut briar
V53012.V42	As above, cherry briar
V53912	Mounting box for 12-module consumer unit V53012..., light blue



24 (12+12)-module consumer unit

V53024.G	Flush consumer unit with horizontally hinged transparent door, 24 modules (12+12), delivered with EN 50022 rail, Idea grey
V53024.B	As above, Idea white
V53024.N	As above, black
V53024.Z	As above, white
V53024.V23	As above, metallized anthracite
V53024.V41	As above, walnut briar
V53024.V42	As above, cherry briar
V53924	Mounting box for 24-module consumer unit V53024..., light blue



IP40 Idea consumer units

36 (12+12+12)-module consumer unit

V53036.G	Flush consumer unit with horizontally hinged transparent door, 36 modules (12+12+12), delivered with EN 50022 rail adjustable on 2 positions, Idea grey
V53036.B	As above, Idea white
V53036.N	As above, black
V53036.Z	As above, white
V53036.V23	As above, metallized anthracite
V53036.V41	As above, walnut briar
V53036.V42	As above, cherry briar
V53936	Mounting box for 36-module consumer unit V53036..., light blueo

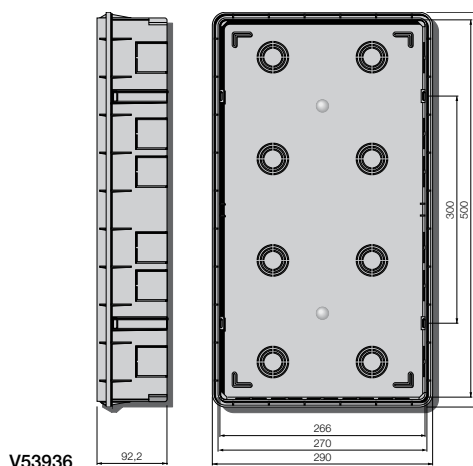
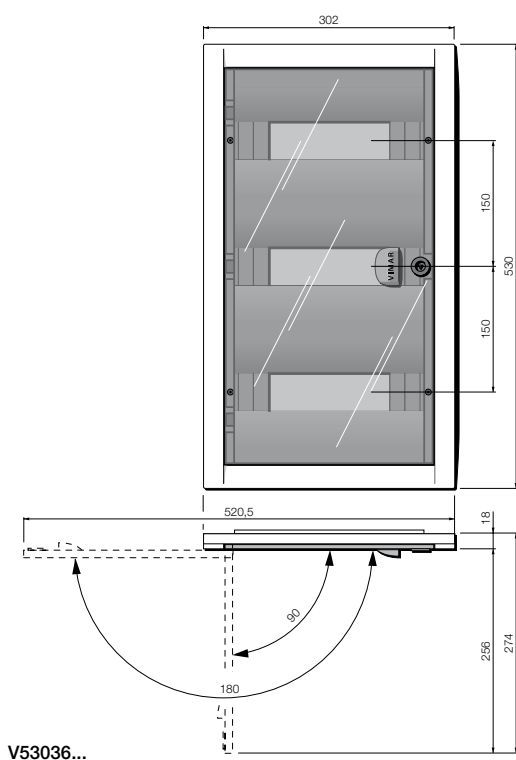
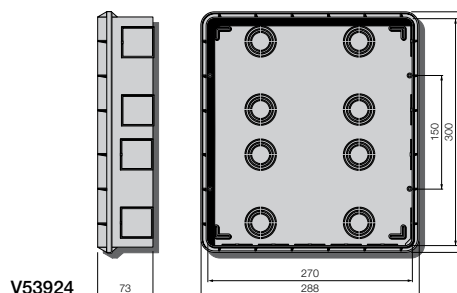
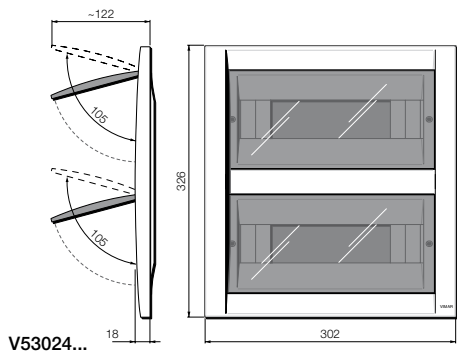
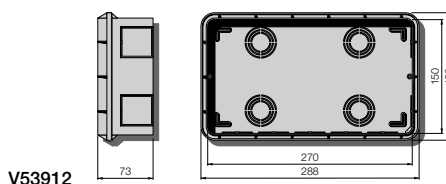
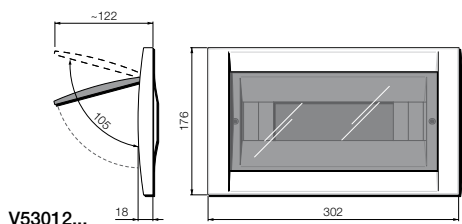
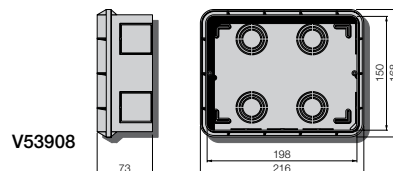
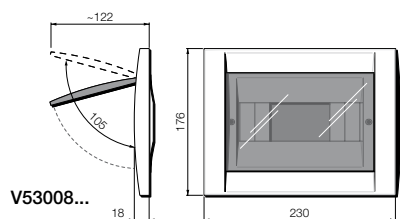


Synoptic table

n° modules	Flush mounting box	frame, door, EN 50022 rail	max dissipable power	accessories
8	V71620	V53008...	12 W	V53991 Blank module V70191 Joint plate
8	V53908	V53008...	17 W	
12	V53912	V53012...	21 W	
24 (12+12)	V53924	V53024...	33 W	
36 (12+12+12)	V53936	V53036...	50 W	

IP40 Idea consumer units - TECHNICAL CHARACTERISTICS

Dimensions (in mm)



IP40 Idea consumer units

Accessories for Idea consumer units

V70191	Joint plate for flush mounting boxes V53908, V53912, V53924, V53936, yellow
V53991	Blank module for Idea flush consumer units, grey RAL 7035. For snap fixing on EN 50022 rail
V53997	Metal lock for 36-module consumer units V53036... Supplied with two keys



V70191



V53991



V53997

Accessories for Idea consumer units

V53994	Support for earth terminal block bracket with slot fixing holes, for installation on the bottom of mounting boxes V53912 and V53924 Supplied with fixing screws. To be completed with terminal block
V53996	Bracket bearing terminal block for flush consumer units V53036..., to be fitted to the removable support for EN 50022 rail (Glow Wire 850 °C), grey



V53994



V53996

Covers

V53808	Plasticized cardboard antimortar cover for V53908
V53812	Plasticized cardboard antimortar cover for V53912
V53824	Plasticized cardboard antimortar cover for V53924
V53836	Plasticized cardboard antimortar cover for V53936



V53812



V53824